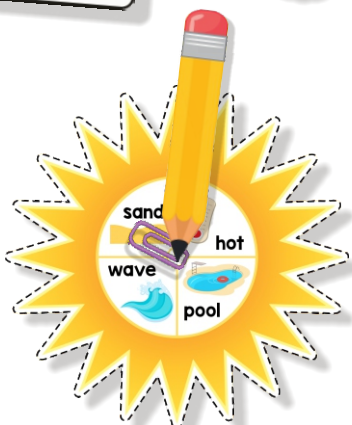
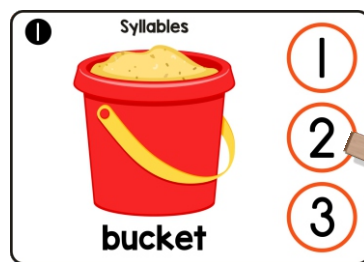
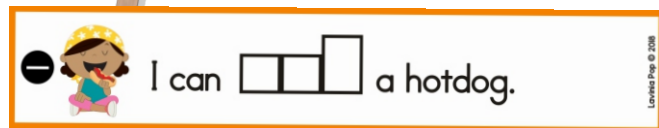


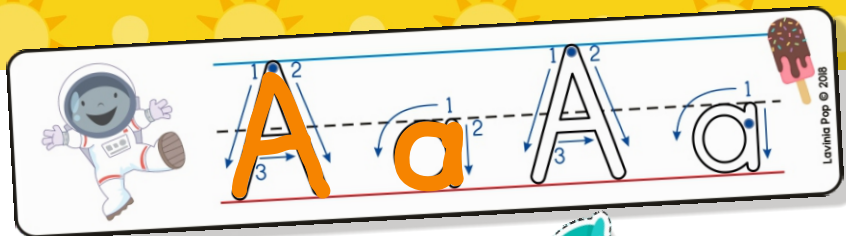


Summer

LITERACY CENTERS



Thank you for downloading this product; I hope you will enjoy using it and that it will be a valuable resource for you! I value your feedback, so please don't hesitate to contact me if you have any concerns whatsoever as I will endeavour to address them. And if you like what I've done, please let me know by leaving feedback at my online store :)

Lavinia

lavinia@kinder-resources.com

ILLUSTRATIONS Kari Bolt, Erin Colleen Design, Little Red, Whimsy Clips, PartyHead Graphics, Ramona Majdis, Zip-a-Dee-doo-dah-Designs, Bunny on a Cloud, Krista Wallden - Creative Clips, Creating4 the Classroom, Rainbow Sprinkle Studio - Sasha Mitten, First Class Clipart, ClipArtisan, Muggy Studio

[teacherspayteachers.com/Store/Kari-Bolt](https://www.teacherspayteachers.com/Store/Kari-Bolt) [teacherspayteachers.com/Store/Erin-Colleen-Design](https://www.teacherspayteachers.com/Store/Erin-Colleen-Design)
[teacherspayteachers.com/Store/Littlered](https://www.teacherspayteachers.com/Store/Littlered) [teacherspayteachers.com/Store/Whimsy-Clips](https://www.teacherspayteachers.com/Store/Whimsy-Clips) [teacherspayteachers.com/Store/Partyhead-Graphics](https://www.teacherspayteachers.com/Store/Partyhead-Graphics)
[teacherspayteachers.com/Store/Ramona-Majdis](https://www.teacherspayteachers.com/Store/Ramona-Majdis) [teacherspayteachers.com/Store/Zip-a-dee-doo-dah-Designs](https://www.teacherspayteachers.com/Store/Zip-a-dee-doo-dah-Designs)
[teacherspayteachers.com/Store/Bunny-On-A-Cloud](https://www.teacherspayteachers.com/Store/Bunny-On-A-Cloud) [teacherspayteachers.com/Store/Krista-Wallden-Creative-Clips](https://www.teacherspayteachers.com/Store/Krista-Wallden-Creative-Clips)
[teacherspayteachers.com/Store/Creating4-The-Classroom](https://www.teacherspayteachers.com/Store/Creating4-The-Classroom) [teacherspayteachers.com/Store/Rainbow-Sprinkle-Studio-Sasha-Mitten](https://www.teacherspayteachers.com/Store/Rainbow-Sprinkle-Studio-Sasha-Mitten)
[teacherspayteachers.com/Store/First-Class-Clipart](https://www.teacherspayteachers.com/Store/First-Class-Clipart) [etsy.com/au/shop/ClipArtisan](https://www.etsy.com/au/shop/ClipArtisan) [teacherspayteachers.com/Store/Muggy-Studio](https://www.teacherspayteachers.com/Store/Muggy-Studio)

This packet contains Images used under license from Shutterstock.com

FONTS schoolfonts.com.au [teacherspayteachers.com/Store/Kimberly-Geswein-Fonts](https://www.teacherspayteachers.com/Store/Kimberly-Geswein-Fonts)
[teacherspayteachers.com/Store/Ramonam-Graphics](https://www.teacherspayteachers.com/Store/Ramonam-Graphics)

PRINTING TIP This resource has been designed for printing on A4-sized paper. If you are printing on a different size, select "shrink to printable area" or "print to fit page" (or a similar option) in order for the contents of this unit to print correctly.

Copyright ©2018 by Lavinia Pop - All rights reserved by author.

Purchase of this item entitles the purchaser the right to reproduce the pages for personal and classroom use. Duplication for other classes, an entire school or commercial purposes is strictly prohibited without written permission from the author. Minor editing is permitted only for personal use, however the document remains under copyright even when edited. Posting this item in whole or in part on the Internet in any form is strictly prohibited and is a violation of the Digital Millennium Copyright Act (DMCA).

Please be fair and don't share! If you are not the original purchaser of this file, please visit my store to purchase a copy. Kinder-Resources.com

let's connect!



Kinder-Resources.com



facebook.com/KinderResources



instagram.com/laviniapop_kinder_resources



pinterest.com/laviniapop

Introduction

About this book

This book contains a collection of games and activities intended for use in centers and small groups with children in Kindergarten (Prep).

Each activity includes a center label that can be printed and placed on the front of your storage device. Also included are “I can” center instructions to help children remember what to do. I have included a recording page at the end of each activity in order to have evidence of each child’s work.

Directions for use

1. Summer write & wipe alphabet

To prepare the cards for use in a write and wipe center, print, laminate them, and then cut them apart. The intention of this activity is for children to practice correct letter formation with a dry-erase marker. The cards can be kept in a book-like format by making a hole in the top left corner and securing together with a key ring or a pipe-cleaner.

2. Summer clip the syllables

To prepare this activity for use, print the cards, laminate them and then cut them apart. Household pegs, or other small clipping items such as unused hair clips or paper clips, can be used for this activity. The aim is for children to identify the number of syllables in each word and clip the circle with the correct answer.

3. Flip flops upper and lower case letter match

To prepare this activity for use, print the cards, laminate them and then cut them apart. The aim is for children to find the two flip flops that make an upper and lower case letter match.

4. Sunglasses beginning sounds match

To prepare this activity for use, print the cards, laminate them and then cut them apart. The aim is for children to find the two sunglasses halves that make a letter and beginning sound match.

5. Summer clip the beginning digraph

Print, laminate and cut out the picture cards. The aim of this activity is for children to correctly identify the beginning digraph for each picture and to clip a clothes peg to show their answer. Alternatively, children can use dry-erase markers to color the correct beginning digraph.

6. Missing middle sounds (CVC words)

You will need to supply children with Scrabble letter tiles or other small letters for this activity. To prepare the cards for use, print, laminate and then cut them apart. Children are required to identify the missing middle letter of the word and place the correct letter tile in the square to show their answer.

7. Bucket and shovel build the CVC word

To prepare the cards for use, print, laminate and then cut them apart. Children are required to build the CVC word to match the picture.

8. Summer shells word family sort

To prepare this activity, print, laminate and cut out all the pieces. The aim is for children to identify the ending for each word and sort it to the correct word family bucket.

9. Clip the correct word (CVC and CVCe words)

To prepare the cards for use, print, laminate and then cut them apart. Children are required to clip a peg on the word that matches the picture on the card.

10. Summer spin and rhyme

Print, laminate and cut out all the cards. You will need to supply children with a paper clip and a pencil to make a spinner. Children begin by laying out in a row the orange header cards. They spin the paper clip and pencil spinner on the spinning card and read the word where it stops. Children then find a matching rhyming picture and place it under the orange card it rhymes with. This continues until all the cards have been used up.

11. Ice cream sundae sight word unscramble (Pre-Primer and Primer words)

To prepare this activity for use, print and cut out all the cards. The aim of this activity is for children to unscramble the sight word on the dish and build it correctly.

12. Summer missing sight words

Print the orange and red strips. The numbered orange strips each contain a sentence with a missing sight word, while the red strips contain the words that are missing. The aim is for children to read the sentence, identify the missing word and write it on their recording page.

14. Summer write the room

To prepare this activity, print, laminate and cut out all the vocabulary cards. Place the cards randomly around the room. Provide your children with a clip board with the recording page/s. The aim is for children to find the picture cards and write the word next to the matching picture on their recording page.

Happy Teaching :)

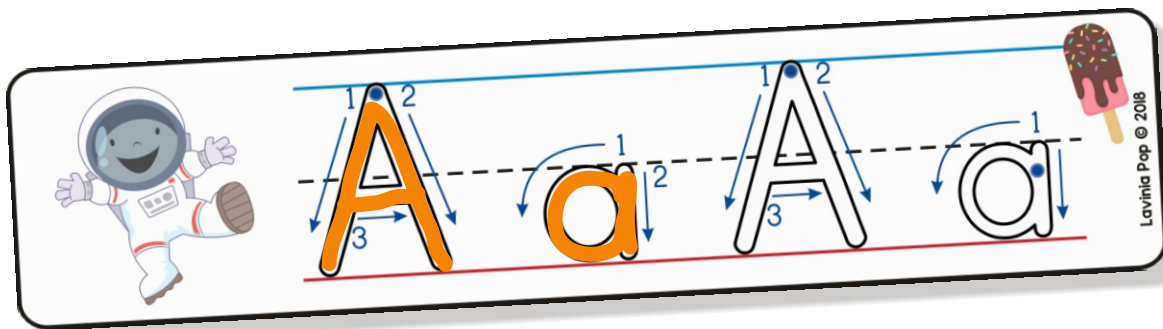


Kinder-Resources.com

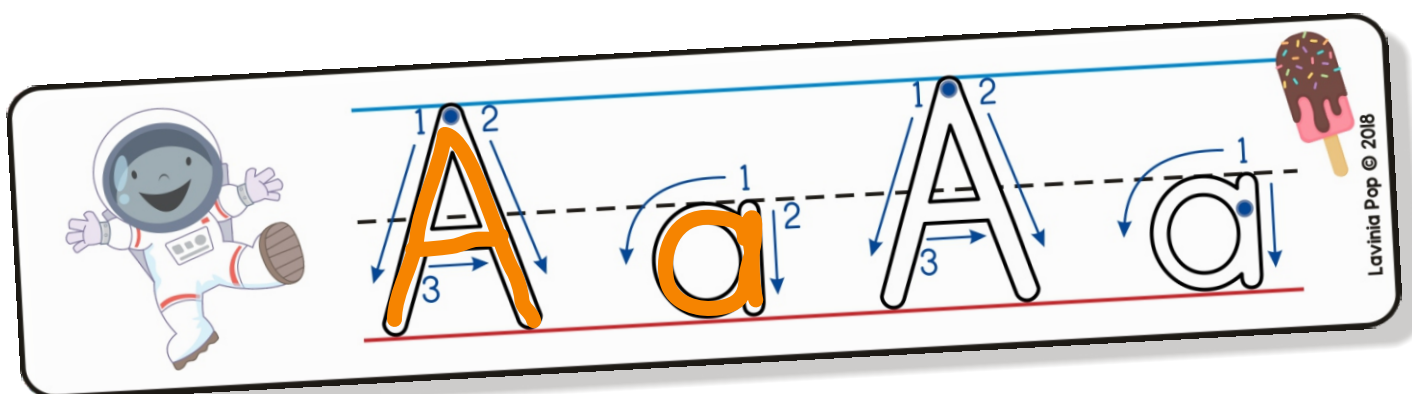
Alphabet Tracing

I can

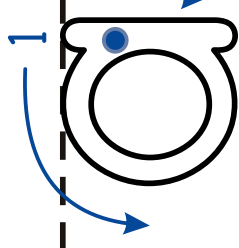
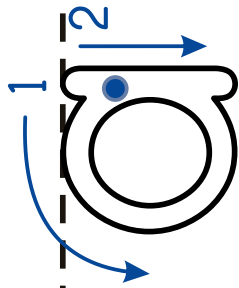
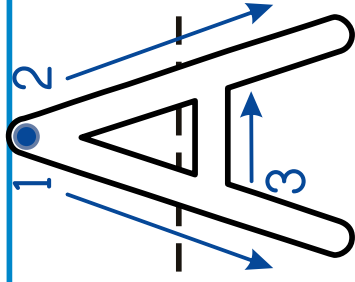
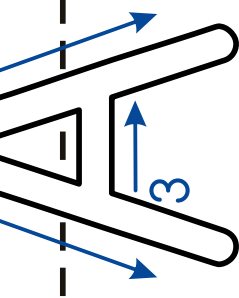
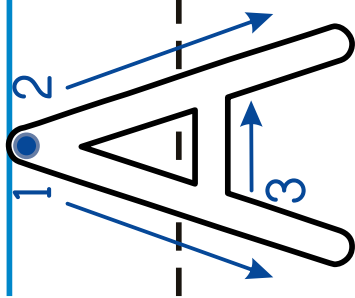

- 1 Write the letter on my card, starting at the dot and following the arrows.



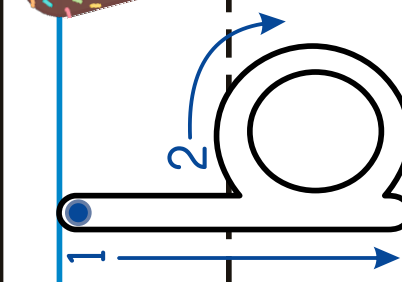
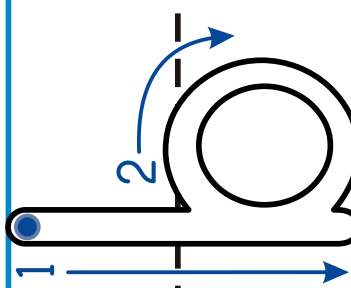
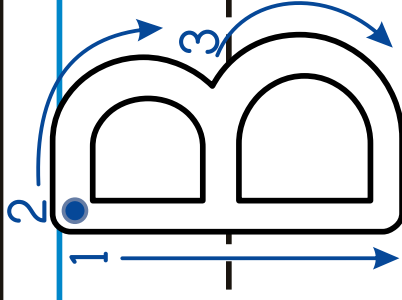
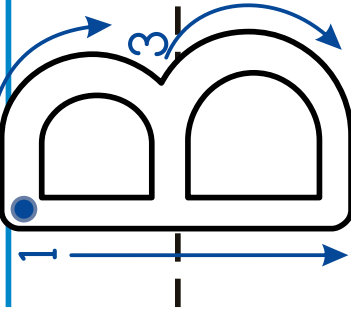
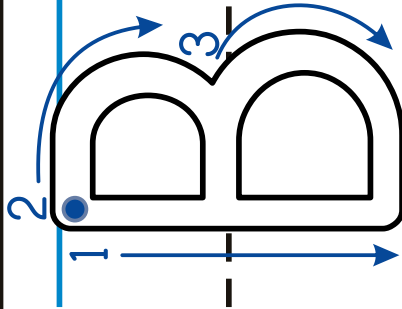

Lavinia Pop © 2018



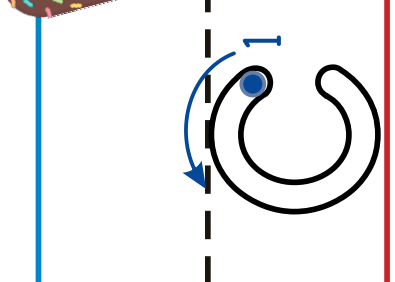
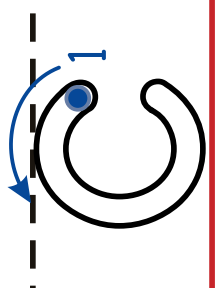
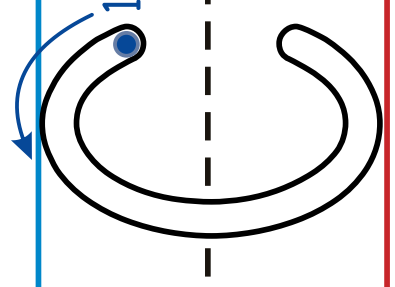

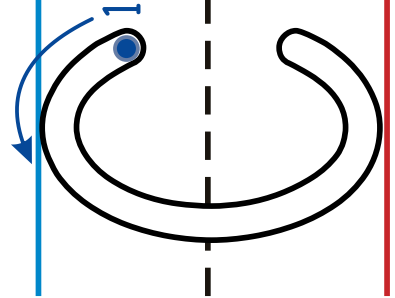

Lavinia Pop © 2018



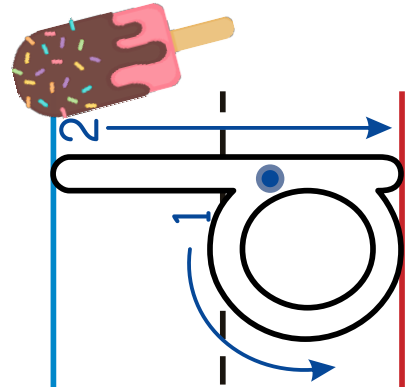
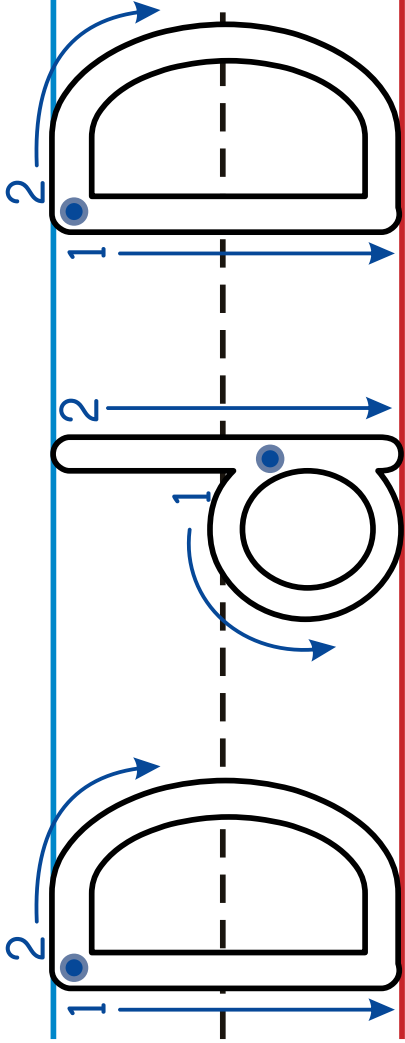

Lavinia Pop © 2018



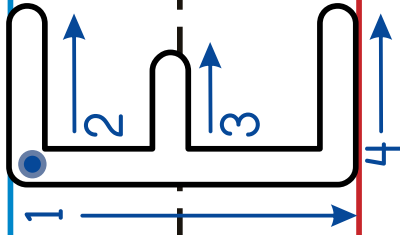
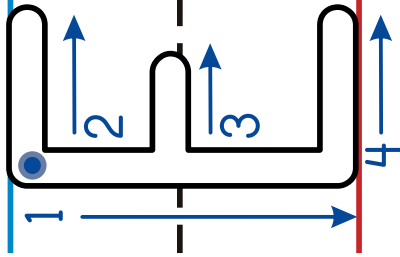
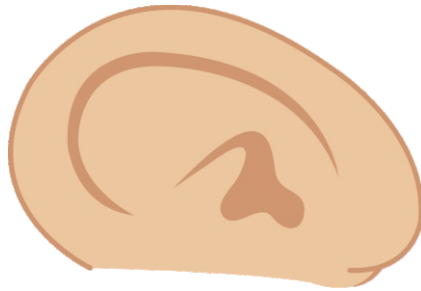
Lavinia Pop © 2018



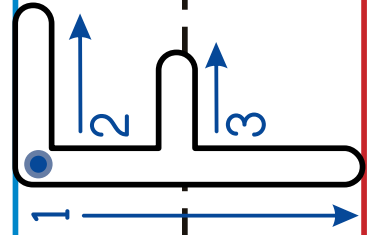
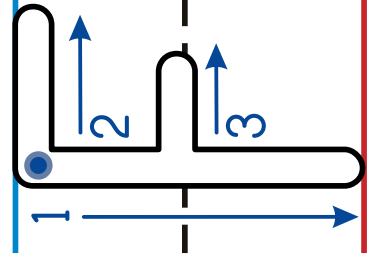
Lavinia Pop © 2018



Lavinia Pop © 2018



Lavinia Pop © 2018



Lavinia Pop © 2018



1 Syllables
bucket

2 Syllables
wave

3 Syllables
shell

4 Syllables
sandcastle

Kinder-Resources.com

Clip the Syllables

I can

- 1 Say the name of the picture on my card.
- 2 Clap and count the syllables.
- 3 Clip a peg on a number to show how many syllables.
- 4 Record my work.

Name: _____


By Lavinia Pop © 2018

Clip the Syllables RECORDING PAGE

Select number of syllables for each card.

1	1	2	3	11	1	2	3
2	1	2	3	12	1	2	3
3	1	2	3	13	1	2	3
4	1	2	3	14	1	2	3
5	1	2	3	15	1	2	3
6	1	2	3	16	1	2	3
7	1	2	3	17	1	2	3
				18	1	2	3
				19	1	2	3
				20	1	2	3

1 Syllables



bucket

1
2
3

Lavinia Pop © 2018

Summer

Clip the Syllables

Name: _____


By Lavinia Pop © 2018

Clip the Syllables RECORDING PAGE

Select number of syllables for each card.

1	1	2	3	11	1	2	3
2	1	2	3	12	1	2	3
3	1	2	3	13	1	2	3
4	1	2	3	14	1	2	3
5	1	2	3	15	1	2	3
6	1	2	3	16	1	2	3
7	1	2	3	17	1	2	3
8	1	2	3	18	1	2	3
9	1	2	3	19	1	2	3
10	1	2	3	20	1	2	3

1 Syllables



bucket

1
2
3

Lavinia Pop © 2018

1

Syllables



bucket

1

2

3

2

Syllables



wave

1

2

3

3

Syllables



shell

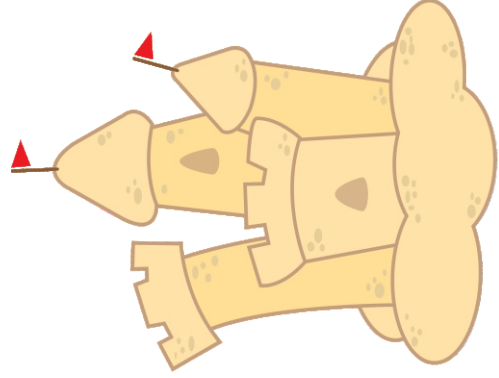
1

2

3

4

Syllables



sandcastle

1

2

3



Alphabet Match

I can

- 1 Select an upper case letter card.
- 2 Say the letter sound.
- 3 Find the matching lower case card.
- 4 Record my work.



Name: _____

By Lavinia Pop © 2018

Upper and Lower Case Letter Match RECORDING PAGE

Write the matching lower case letters for the following:

B	O	F	I	L
K	R	X	T	D
W	A	V	Q	Z
H	N	G	Y	J
S	U	C	P	M
E				

Lavinia Pop © 2018

Summer

Alphabet Match

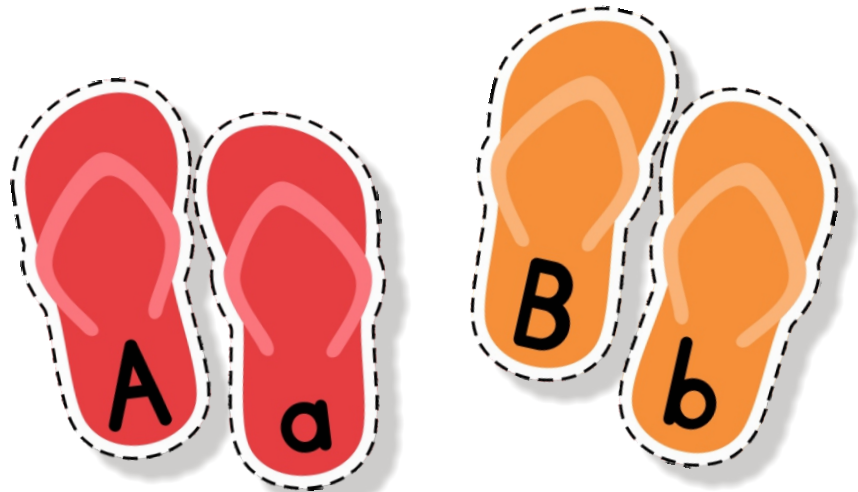
Name: _____

By Lavinia Pop © 2018


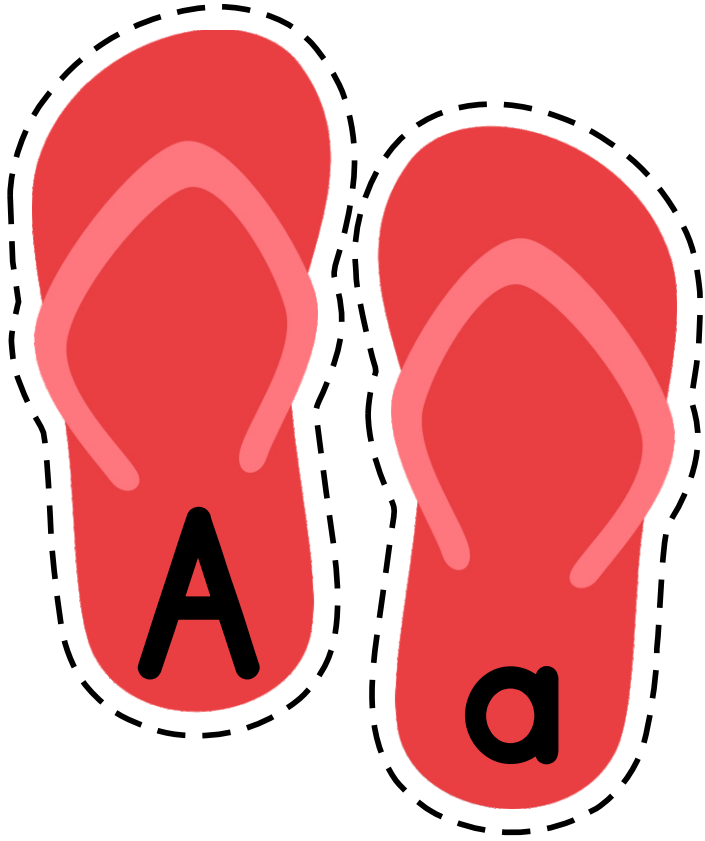
Upper and Lower Case Letter Match RECORDING PAGE

Write the matching lower case letters for the following:

B	O	F	I	L
K	R	X	T	D
W	A	V	Q	Z
H	N	G	Y	J
S	U	C	P	M
E				



Lavinia Pop © 2018





Kindergarten-Resources.com



Beginning Sounds

I can

- 1 Select a sunglasses half with a picture in it.
- 2 Say the name of the picture.
- 3 Listen to the sound at the beginning of the word.
- 4 Match it to the correct letter.
- 5 Record my work.

Name: _____

By Lavinia Pop © 2018

Beginning Sounds RECORDING PAGE 1

Write the beginning sound next to each picture:



Lavinia Pop © 2018

Summer

Beginning Sounds

Name: _____


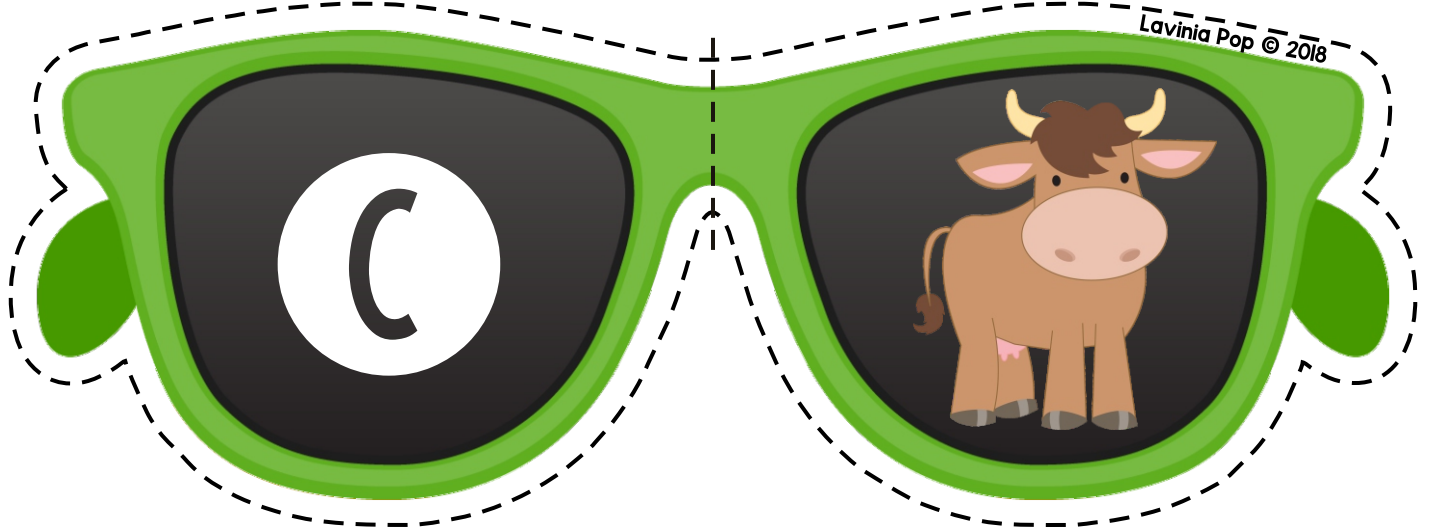

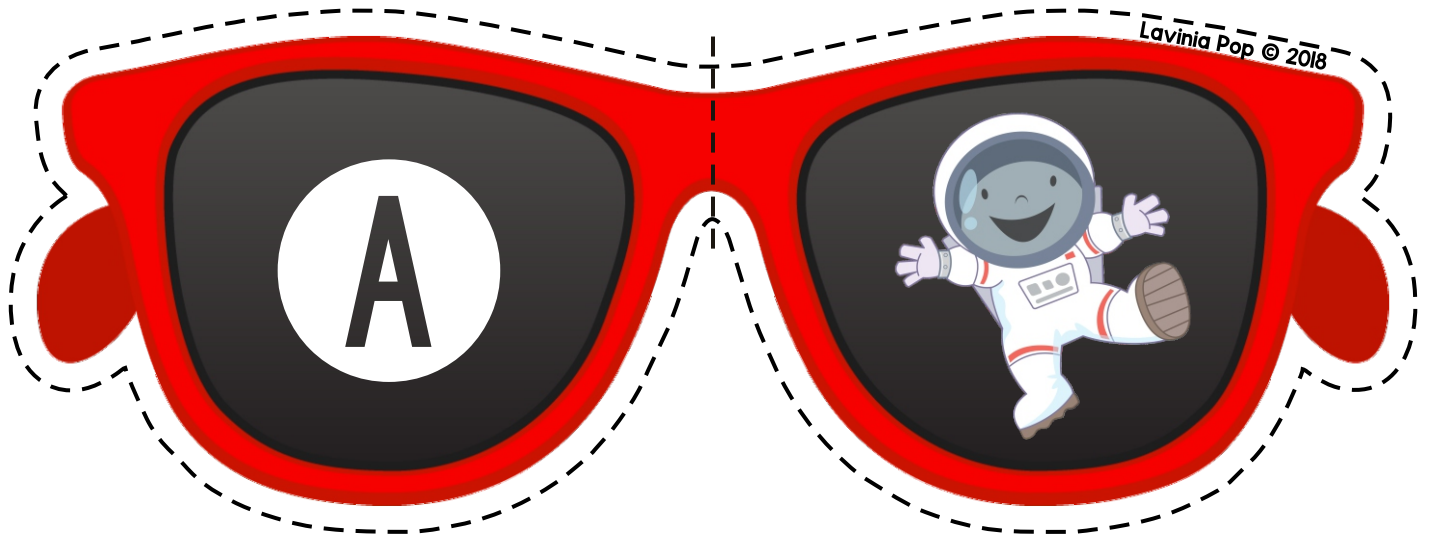
By Lavinia Pop © 2018

Beginning Sounds RECORDING PAGE 1

Write the beginning sound next to each picture:



Lavinia Pop © 2018





Kinder-Resources.com



Beginning Digraphs

I can

- 1 Select a card.
- 2 Say the name of the picture on the card.
- 3 Listen to the sound at the beginning of the word.
- 4 Clip a peg on the digraph that says the sound.
- 5 Record my work.

1 Beginning Digraphs

ch sh th

Beginning Digraphs RECORDING PAGE

Select the beginning sound for each card.

1	ch	sh	th	11	ch	sh	th
2	ch	sh	th	12	ch	sh	th
3	ch	sh	th	13	kn	wh	wr
4	ch	sh	th	14	kn	wh	wr
5	ch	sh	th	15	kn	wh	wr
6	ch	sh	th	16	kn	wh	wr
7	ch	sh	th	17	kn	ph	wr
8	ch	sh	th	18	kn	ph	wr
9	ch	sh	th	19	kn	ph	wr
10	ch	sh	th	20	kn	ph	wr

Lavinia Pop © 2018

Summer

Beginning Digraphs

Name: _____

By Lavinia Pop © 2018

Beginning Digraphs RECORDING PAGE

Select the beginning sound for each card.

1	ch	sh	th	11	ch	sh	th
2	ch	sh	th	12	ch	sh	th
3	ch	sh	th	13	kn	wh	wr
4	ch	sh	th	14	kn	wh	wr
5	ch	sh	th	15	kn	wh	wr
6	ch	sh	th	16	kn	wh	wr
7	ch	sh	th	17	kn	ph	wr
8	ch	sh	th	18	kn	ph	wr
9	ch	sh	th	19	kn	ph	wr
10	ch	sh	th	20	kn	ph	wr

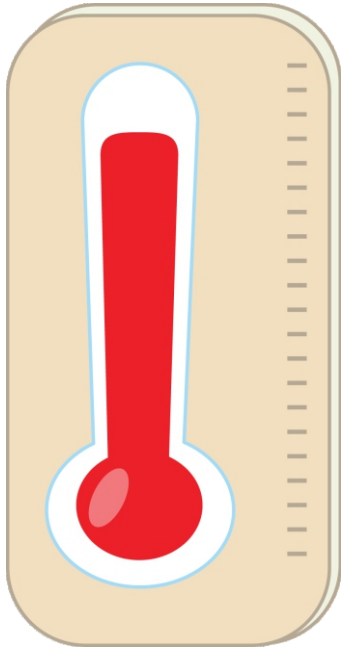
1 Beginning Digraphs

ch sh th

Lavinia Pop © 2018

1

Beginning Digraphs




ch

sh

th

2

Beginning Digraphs



ch

sh

th

3

Beginning Digraphs




ch

sh

th

4

Beginning Digraphs



ch

sh

th




1  d a d

2  f i x

3  l e d

4  c o t

5  t u b



Middle Sounds

I can

- 1 Say the name of the picture on the card.
- 2 Listen to the middle sound of the word.
- 3 Find the missing letter and put it in the correct spot to make the word.
- 4 Record my work.

Name: _____

By Lavinia Pop © 2018

Middle Sounds RECORDING PAGE

Write the middle sounds for each card.

1	d	d	11	d	n
2	f	x	12	n	d
3	l	d	13	f	n
4	c	t	14	d	g
5	t	b	15	y	m
6	s	p	16	h	g
7	c	b	17	n	p
8	r	g	18	b	s
9	b	n	19	k	d
10	l	g	20	p	t

1  d d

Lavinia Pop © 2018

Lavinia Pop © 2018

Summer

Middle Sounds

Name: _____

By Lavinia Pop © 2018

Middle Sounds RECORDING PAGE

Write the middle sounds for each card.


1	d	d	11	d	n
2	f	x	12	n	d
3	l	d	13	f	n
4	c	t	14	d	g
5	t	b	15	y	m
6	s	p	16	h	g
7	c	b	17	n	p
8	r	g	18	b	s
9	b	n	19	k	d
10	l	g	20	p	t

1  d d

Lavinia Pop © 2018

Lavinia Pop © 2018

1



d		d
---	--	---

Lavinia Pop © 2018


2



f		x
---	--	---

Lavinia Pop © 2018

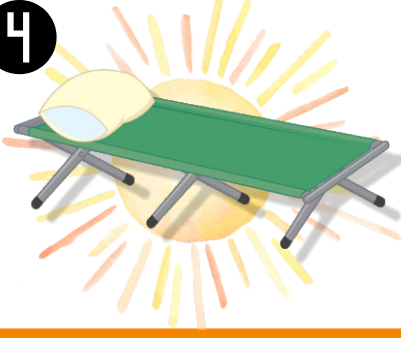
3



l		d
---	--	---

Lavinia Pop © 2018

4



c		t
---	--	---

Lavinia Pop © 2018

5



t		b
---	--	---

Lavinia Pop © 2018



Build the Word

I can

- 1 Sound out the name of the picture slowly.
- 2 Collect the letters I need to make the word.
- 3 Arrange the letters so that they make a word.
- 4 Record my work.



Name: _____

By Lavinia Pop © 2018

Build the Word RECORDING PAGE

Write the word for each card.

1	_____	11	_____
2	_____	12	_____
3	_____	13	_____
4	_____	14	_____
5	_____	15	_____
6	_____	16	_____
7	_____	17	_____
8	_____	18	_____
9	_____	19	_____
10	_____	20	_____

Lavinia Pop © 2018

Summer

Build the Word

Name: _____

By Lavinia Pop © 2018



Build the Word RECORDING PAGE












Write the word for each card.

1	_____	11	_____
2	_____	12	_____
3	_____	13	_____
4	_____	14	_____
5	_____	15	_____
6	_____	16	_____
7	_____	17	_____
8	_____	18	_____
9	_____	19	_____
10	_____	20	_____



Lavinia Pop © 2018







Word Family Sort

I can

- 1 Pick a shell and say the name of the picture or read the word.
- 2 Listen to the ending of the word.
- 3 Sort the shell to the bucket with the correct word family ending.
- 4 Record my work.



Name: _____

By Lavinia Pop © 2018

Word Family Sort RECORDING PAGE

Write the word family on the bucket and the words that belong on the seashells.

Lavinia Pop © 2018

Summer

Word Family Sort

Name: _____

By Lavinia Pop © 2018

Word Family Sort RECORDING PAGE

Write the word family on the bucket and the words that belong on the seashells.




Lavinia Pop © 2018



Lavinia Pop © 2018

ack




**WORD
FAMILY**



crack



back



Lavinia Pop © 2018

ane

**WORD
FAMILY**



cane



vane




Kinder-Resources.com



Word Match

I can

- 1 Look at the picture on my card.
- 2 Read the two words on the card.
- 3 Determine which word matches the picture and clip a peg on it.
- 4 Record my work.



1 Word Match

Write the word for each card.

rid ride

Word Match RECORDING PAGE

Name: _____

By Lavinia Pop © 2018

11 _____

12 _____

13 _____

14 _____

15 _____

16 _____

17 _____

18 _____


19 _____

20 _____

Lavinia Pop © 2018

Summer

Word Match



Name: _____

By Lavinia Pop © 2018

Word Match RECORDING PAGE

Write the word for each card.

1 _____

2 _____

3 _____

4 _____

5 _____

6 _____

7 _____

8 _____

9 _____

10 _____

11 _____

12 _____

13 _____

14 _____

15 _____

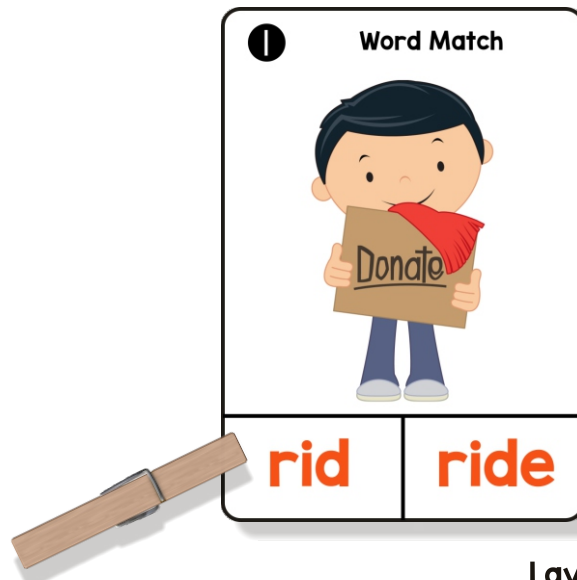
16 _____

17 _____

18 _____

19 _____

20 _____



1 Word Match

Write the word for each card.

rid ride

Lavinia Pop © 2018

1

Word Match



rid

ride

2

Word Match




mat

mate

3

Word Match




rip

ripe

4

Word Match



dim

dime



Kinder-Resources.com

Spin and Rhyme

I can

- 1 Put the orange cards in a row in front of me.
- 2 Make a spinner with a pencil and paper clip and put it in the middle of the spinning card.
- 3 Spin the spinner and read the word where it stops.
- 4 Find a word that rhymes with it and place it under the matching orange card.
- 5 Record my work.




Name: _____

By Lavinia Pop © 2018

Spin and Rhyme RECORDING PAGE

Write rhyming words for the pictures below.

 sand	 wave	 pool	 hot



Lavinia Pop © 2018

Summer





Spin and Rhyme


Name: _____

By Lavinia Pop © 2018

Spin and Rhyme RECORDING PAGE

Write rhyming words for the pictures below.

 sand	 wave	 pool	 hot




Lavinia Pop © 2018



Sight Words

I can

- 1 Select an ice cream sundae dish and collect the ice cream scoops with matching letters.
- 2 Arrange the letters to make a word.
- 3 Find the banana that has the matching word written on it.
- 4 Place the banana and ice cream scoops in the dish.
- 5 Record my work




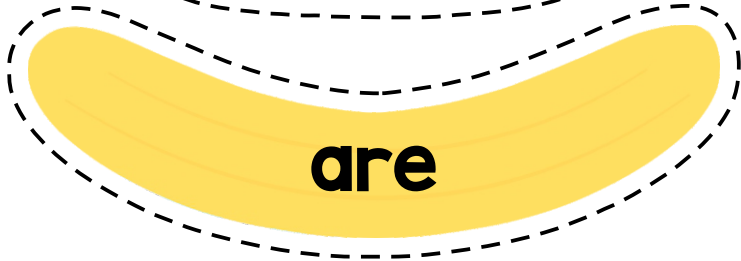

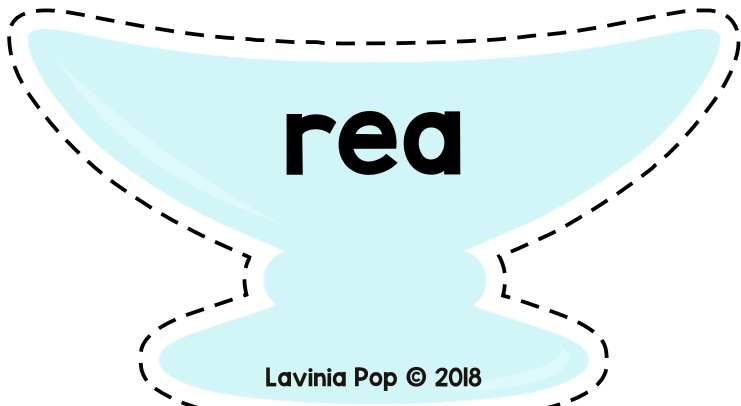
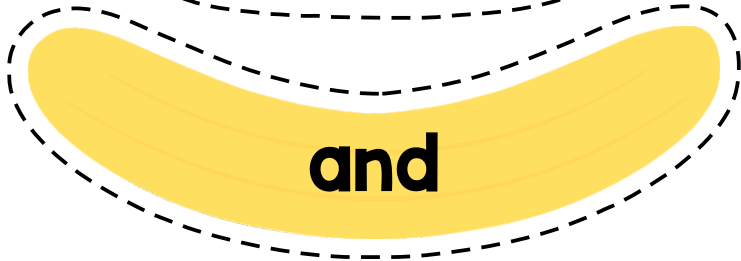
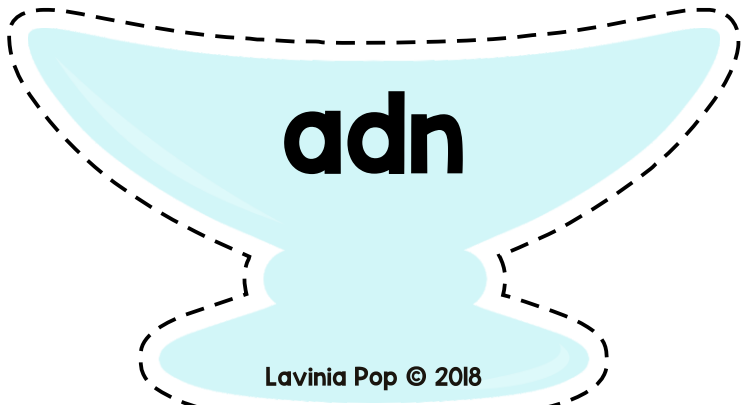
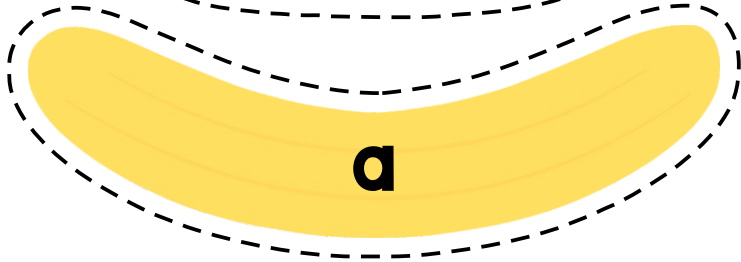
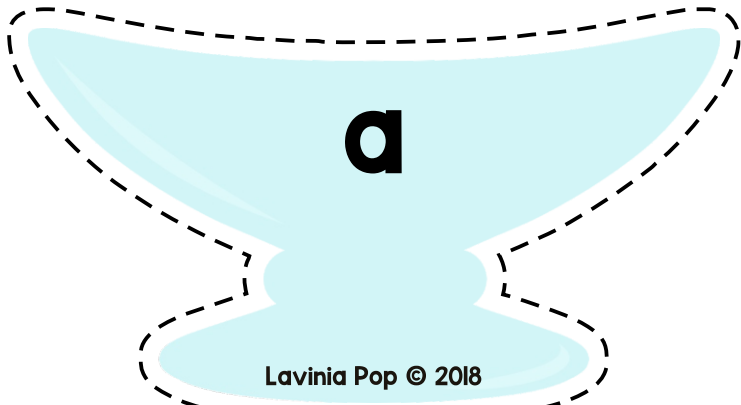
Lavinia Pop © 2018


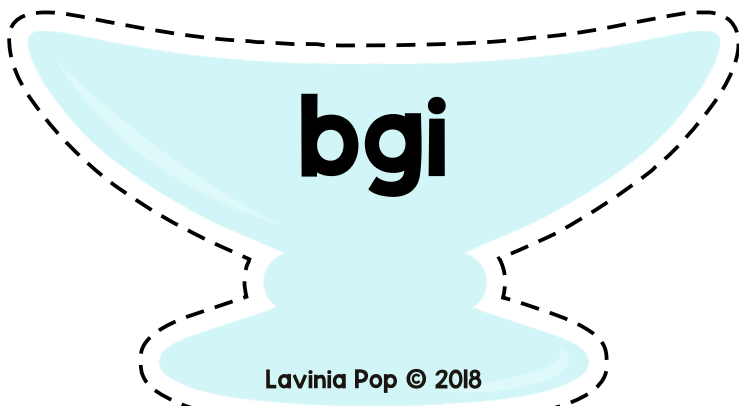
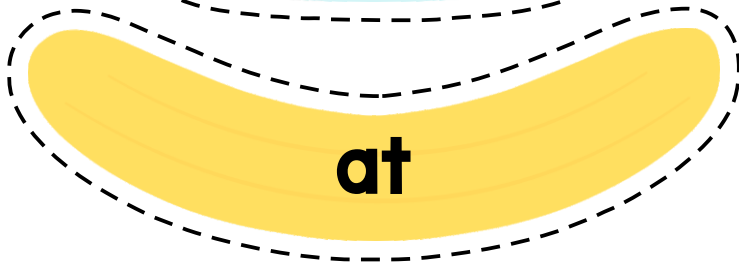

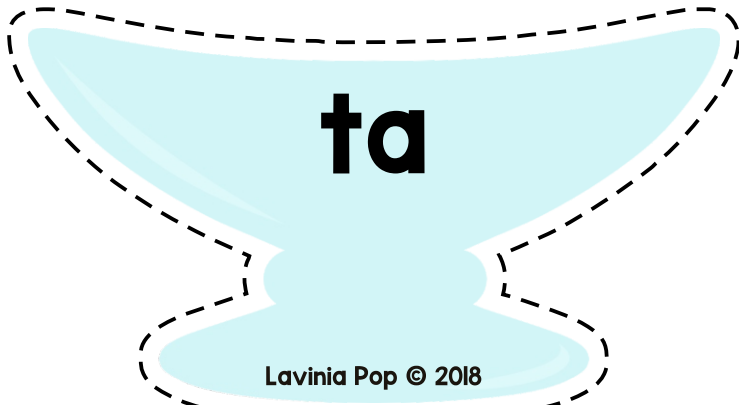
Summer

Sight Words



Lavinia Pop © 2018







Kinder-Resources.com



CARDS 1-6
are play is am like eat

1 I can **eat** a hotdog.

2 They in the tent.

3 She swimming.

4 I so hot!

5 We like to .

6 I ice cream.


Missing Sight Words

I can

- 1 Place red card in front of me and read the words on it.
- 2 Pick an orange card and read the sentence on it.
- 3 Identify the missing word.
- 4 Record my work.

CARDS 1-6

are play is am like eat

 I can a hotdog.

Name: _____

By Lavinia Pop © 2018

Missing Sight Words RECORDING PAGE

Write the missing sight words for each sentence using the word list below.

are play is am like eat

1 I can a hotdog.

2 They in the tent.

3 She swimming.

4 I so hot!

5 We like to .

6 I ice cream.

Lavinia Pop © 2018

Summer

Missing Sight Words

Name: _____

By Lavinia Pop © 2018

Missing Sight Words RECORDING PAGE

Write the missing sight words for each sentence using the word list below.

are play is am like eat

1 I can a hotdog.

2 They in the tent.

3 She swimming.


4 I so hot!

5 We like to .


6 I ice cream.

CARDS 1-6

are play is am like eat

 I can a hotdog.

Lavinia Pop © 2018



1

I can a hotdog.

2



They in the tent.

3



She swimming.

4



I so hot!

5



We like to .

6



I ice cream.

7



They are the canoe.



Kinder-Resources.com

<p>Write the Room</p>  <p>shorts</p>	<p>Write the Room</p>  <p>bucket</p>	<p>Write the Room</p>  <p>watermelon</p>	<p>Write the Room</p>  <p>swimming</p>
<p>Write the Room</p>  <p>sunhat</p>	<p>Write the Room</p>  <p>beach</p>	<p>Write the Room</p>  <p>picnic</p>	<p>Write the Room</p>  <p>vacation</p>
<p>Write the Room</p>  <p>sunglasses</p>	<p>Write the Room</p>  <p>lemonade</p>	<p>Write the Room</p>  <p>shell</p>	<p>Write the Room</p>  <p>sandcastle</p>
<p>Write the Room</p>  <p>camping</p>	<p>Write the Room</p>  <p>t-shirt</p>	<p>Write the Room</p>  <p>fishing</p>	<p>Write the Room</p>  <p>ice cream</p>

Missing Sight Words

I can

1 Read the word on the card.

2 Find the matching picture on my recording page and write it on the writing line.



Name: _____

By Lavinia Pop © 2018

Write the Room RECORDING PAGE

Write the word for each of the pictures below.

- _____
- _____
- _____
- _____
- _____
- _____
- _____
- _____

Lavinia Pop © 2018

Summer

Missing Sight Words

Name: _____

By Lavinia Pop © 2018

Write the Room RECORDING PAGE

Write the word for each of the pictures below.

- _____
- _____
- _____
- _____
- _____
- _____
- _____
- _____



Lavinia Pop © 2018

Write the Room




sunhat

Write the Room



t-shirt

Write the Room



shorts

Write the Room



sunglasses