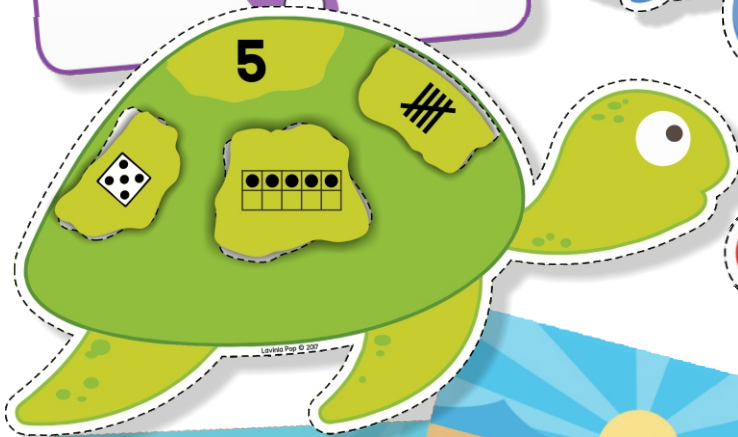



# Ocean PRESCHOOL

## C E N T E R S

Fine Motor Practice



Lavinia Pop

**Thank you** for downloading this product; I hope you will enjoy using it and that it will be a valuable resource for you! I value your feedback, so please don't hesitate to contact me if you have any concerns whatsoever as I will endeavour to address them. And if you like what I've done, please let me know by leaving feedback at my online store :)

Lavinia

[lavinia@kinder-resources.com](mailto:lavinia@kinder-resources.com)

**ILLUSTRATIONS** Kari Bolt, Erin Colleen Design, Little Red, Whimsy Clips, PartyHead Graphics, Ramona Majdis, Zip-a-Dee-doo-dah-Designs, Bunny on a Cloud, Krista Wallden - Creative Clips, Creating4 the Classroom, Rainbow Sprinkle Studio - Sasha Mitten, First Class Clipart, ClipArtisan, Muggy Studio

[teacherspayteachers.com/Store/Kari-Bolt](https://www.teacherspayteachers.com/Store/Kari-Bolt) [teacherspayteachers.com/Store/Erin-Colleen-Design](https://www.teacherspayteachers.com/Store/Erin-Colleen-Design)  
[teacherspayteachers.com/Store/Littlered](https://www.teacherspayteachers.com/Store/Littlered) [teacherspayteachers.com/Store/Whimsy-Clips](https://www.teacherspayteachers.com/Store/Whimsy-Clips) [teacherspayteachers.com/Store/Partyhead-Graphics](https://www.teacherspayteachers.com/Store/Partyhead-Graphics)  
[teacherspayteachers.com/Store/Ramona-Majdis](https://www.teacherspayteachers.com/Store/Ramona-Majdis) [teacherspayteachers.com/Store/Zip-a-dee-doo-dah-Designs](https://www.teacherspayteachers.com/Store/Zip-a-dee-doo-dah-Designs)  
[teacherspayteachers.com/Store/Bunny-On-A-Cloud](https://www.teacherspayteachers.com/Store/Bunny-On-A-Cloud) [teacherspayteachers.com/Store/Krista-Wallden-Creative-Clips](https://www.teacherspayteachers.com/Store/Krista-Wallden-Creative-Clips)  
[teacherspayteachers.com/Store/Creating4-The-Classroom](https://www.teacherspayteachers.com/Store/Creating4-The-Classroom) [teacherspayteachers.com/Store/Rainbow-Sprinkle-Studio-Sasha-Mitten](https://www.teacherspayteachers.com/Store/Rainbow-Sprinkle-Studio-Sasha-Mitten)  
[teacherspayteachers.com/Store/First-Class-Clipart](https://www.teacherspayteachers.com/Store/First-Class-Clipart) [etsy.com/au/shop/ClipArtisan](https://www.etsy.com/au/shop/ClipArtisan) [teacherspayteachers.com/Store/Muggy-Studio](https://www.teacherspayteachers.com/Store/Muggy-Studio)

This packet contains Images used under license from Shutterstock.com

**FONTS** [schoolfonts.com.au](https://www.schoolfonts.com.au) [teacherspayteachers.com/Store/Kimberly-Geswein-Fonts](https://www.teacherspayteachers.com/Store/Kimberly-Geswein-Fonts)  
[teacherspayteachers.com/Store/Ramonam-Graphics](https://www.teacherspayteachers.com/Store/Ramonam-Graphics)

**PRINTING TIP** This resource has been designed for printing on A4-sized paper. If you are printing on a different size, select "shrink to printable area" or "print to fit page" (or a similar option) in order for the contents of this unit to print correctly.

Copyright ©2017 by Lavinia Pop - All rights reserved by author.

Purchase of this item entitles the purchaser the right to reproduce the pages for personal and classroom use. Duplication for other classes, an entire school or commercial purposes is strictly prohibited without written permission from the author. Minor editing is permitted only for personal use, however the document remains under copyright even when edited. Posting this item in whole or in part on the Internet in any form is strictly prohibited and is a violation of the Digital Millennium Copyright Act (DMCA).

Please be fair and don't share! If you are not the original purchaser of this file, please visit my store to purchase a copy. [Kinder-Resources.com](https://www.kinder-resources.com)

let's connect!



[Kinder-Resources.com](https://www.kinder-resources.com)



[facebook.com/KinderResources](https://facebook.com/KinderResources)



[instagram.com/laviniapop\\_kinder\\_resources](https://instagram.com/laviniapop_kinder_resources)



[pinterest.com/laviniapop](https://pinterest.com/laviniapop)

# INTRODUCTION

## About this book

This book contains a collection of printable activities for use with children in Preschool, Pre-Kindergarten, Transitional Kindergarten and Kindergarten (Prep).

## Directions for use

Following is an outline of the activities included in this unit and suggestions for preparation and use.

### 1. Octopus fine motor practice mat

To prepare the mat for use, print and then laminate it for durability. You will need to supply children with pom-poms, gems, beads, beans or any other small objects that will fit inside the circles.

The aim of this activity is for children to place a small object in each of the circles.

### 2. Oyster and pearls beginning sounds match (13 pages)

To prepare the activity for use, print and then laminate the pages for durability. Cut out all the pieces.

The aim of this activity is for children to match the lower case letter and beginning sound picture on the pearls to the oyster that displays the matching upper case letter.

### 3. Ocean creatures syllables (5 pages)

To prepare the cards for use, print, laminate them for durability and then cut them apart. Provide children with some small pet-themed objects, such as bottle caps with animal stickers on top, paw-print buttons, clothes pegs with paw-prints glued on the end, etc.

The aim of this activity is for children to identify the number of syllables in each picture and represent their findings by covering the corresponding number on the card.

### 4. School of fish word family sort (5 pages)

To prepare the cards for use, print, laminate them for durability and then cut them out.

The aim of this activity is for children to identify the pictures and read the words on each fish and sort them to the correct word family fish (displayed on the red-colored fish).



### **5. Rhyming whales (4 pages)**

To prepare the cards for use, print, laminate them for durability and then cut them out.

The aim of this activity is for children to match the two pictures that rhyme.

### **6. Crab and pinchers pre-primer sight words sorting (44 words)**

To prepare the cards for use, print, laminate them for durability and then cut them apart. The aim of this activity is for children to match the 2 pinchers to the correct sight word crab.

### **7. Octopus and tentacles color match (10 pages)**

To prepare the cards for use, print, laminate them for durability and then cut them out.

The aim of this activity is for children to match the tentacles to the matching colored octopus.

### **8. Ocean and desert creatures sorting (3 pages)**

To prepare the cards for use, print, laminate them for durability and then cut them apart.

The aim of this activity is for children to sort the pictures of the creatures to either the desert or ocean scene.

### **9. What doesn't belong? ocean cards**

To prepare the cards for use, print, laminate them for durability and then cut them apart. The aim of this activity is for children to clip a peg on the picture that doesn't belong.

### **10. Which picture is different? ocean cards**

To prepare the cards for use, print, laminate them for durability and then cut them apart.

The aim of this activity is for children to clip a peg on the picture that is different.

### **11. Ocean creatures shadow matching (2 pages)**

To prepare the activity for use, print and then laminate the pages for durability. Cut out all the pieces.

The aim of this activity is for children to match the different pet cards to their matching shadow cards.

### **12. Life cycle of a sea turtle 4-part sequencing cards**

To prepare the cards for use, print, laminate them for durability and then cut them apart.

The aim of this activity is for children to order the cards correctly to show the life cycle of a sea turtle.



### **13. Ocean creature size sorting (small, medium, large)**

To prepare the cards for use, print, laminate them for durability and then cut them apart.

The aim of this activity is for children to sort the ocean creatures by size to the correct ocean mat.

### **14. Sea turtle number representations (10 pages)**

To prepare the cards for use, print, laminate them for durability and then cut them apart.

The aim of this activity is for children to sort the different number representations to the correct sea turtle.

### **15. Fish shape sorting (8 pages)**

To prepare the cards for use, print, laminate them for durability and then cut them apart.

The aim of this activity is for children to sort the 2D fish shapes to the correct fish bowl.

### **16. Jellyfish tentacles counting (1-10)**

To prepare the cards for use, print, laminate them for durability and then cut them apart. Using a hole punch, make holes at the bottom of each jellyfish where indicated. You will need to supply children with lengths of ribbon or pipe cleaners.

The aim of this activity is for children to attach the number of tentacles to each jellyfish as shown on each one.

### **17. Jellyfish, seahorse, whale patterns (AB, AAB, ABB)**


To prepare the cards for use, print, laminate them for durability and then cut them apart. Attach the pictures cut out from the bottom of the page to the end of a clothes peg using a hot glue gun.

The aim of this activity is for children to identify the pattern on the cards and to clip the correct picture in the empty box to complete the pattern.


Happy Teaching :)











# Fine Motor Practice




















clam




1

2

3

Lavinia Pop © 2017

crab




1

2

3

Lavinia Pop © 2017

clownfish




1

2

3

Lavinia Pop © 2017

dolphin



1

2

3

Lavinia Pop © 2017

coral



1

2

3

Lavinia Pop © 2017

eel



1

2


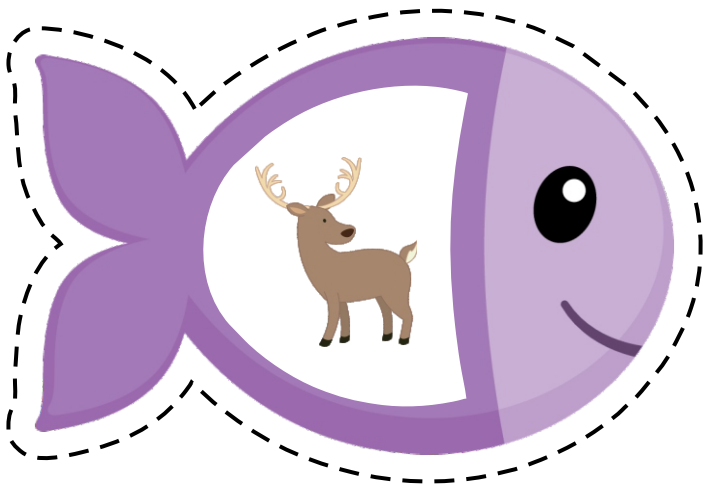



3

Lavinia Pop © 2017





Kinder-Resources.com




bag  
tag  
flag  
stag







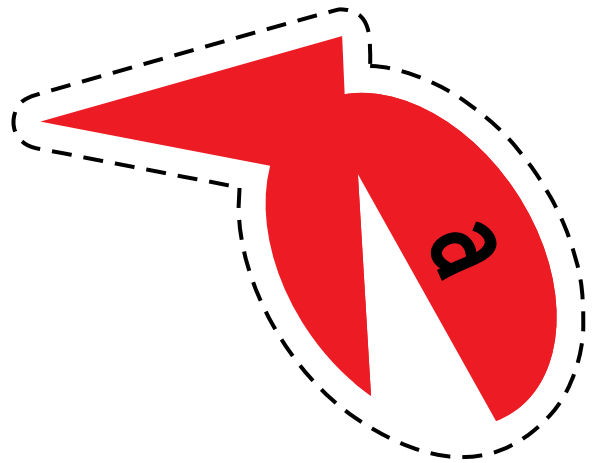
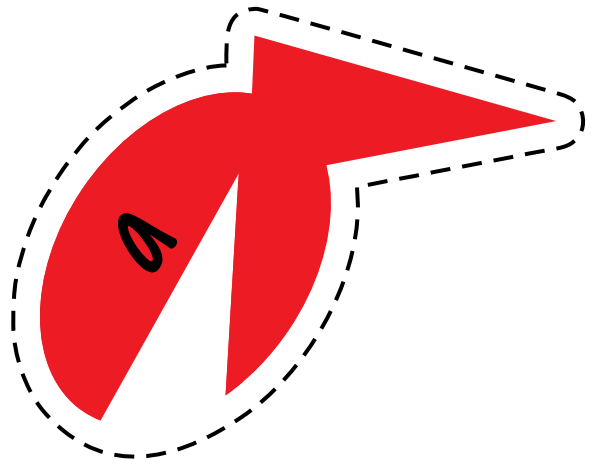
clam/jam  
crab/dab  
eel/wheel



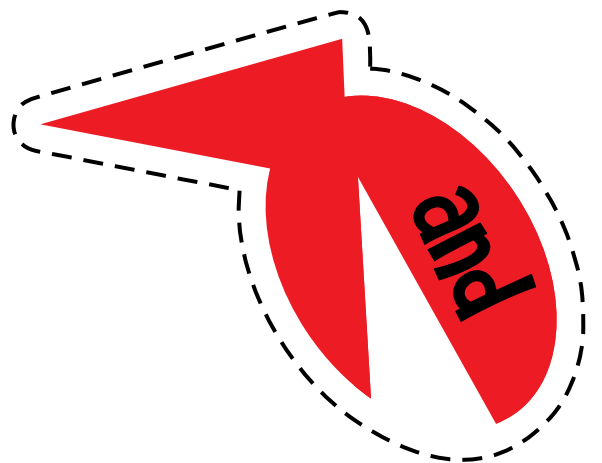






Lavinia Pop © 2017

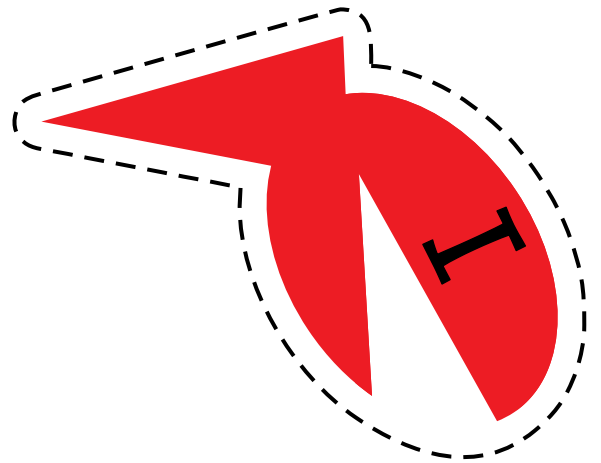
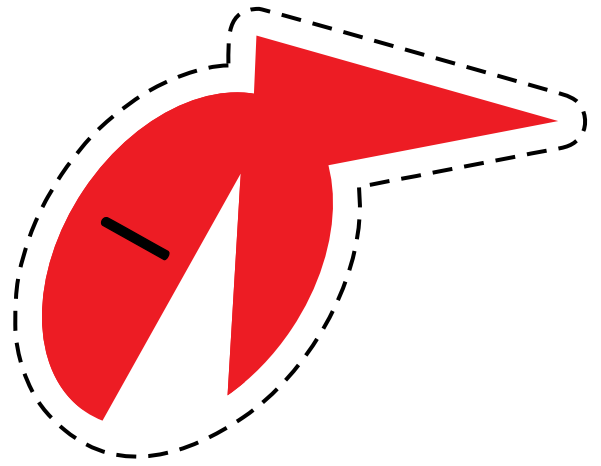


Lavinia Pop © 2017







Lavinia Pop © 2017






Lavinia Pop © 2017

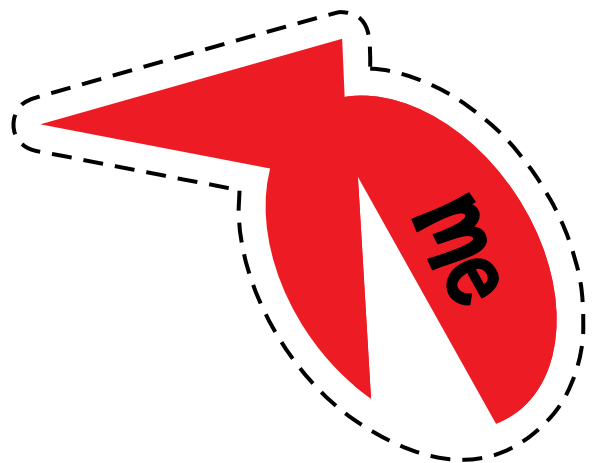










Lavinia Pop © 2017




Lavinia Pop © 2017
















Lavinia Pop © 2017







Lavinia Pop © 2017













Kinder-Resources.com







Lavinia Pop © 2017




Lavinia Pop © 2017




Lavinia Pop © 2017




Lavinia Pop © 2017



Lavinia Pop © 2017



Lavinia Pop © 2017



Lavinia Pop © 2017



Lavinia Pop © 2017



**eggs**

Lavinia Pop © 2017



**hatchling**

Lavinia Pop © 2017




**juvenile**

Lavinia Pop © 2017




**adult**

Lavinia Pop © 2017



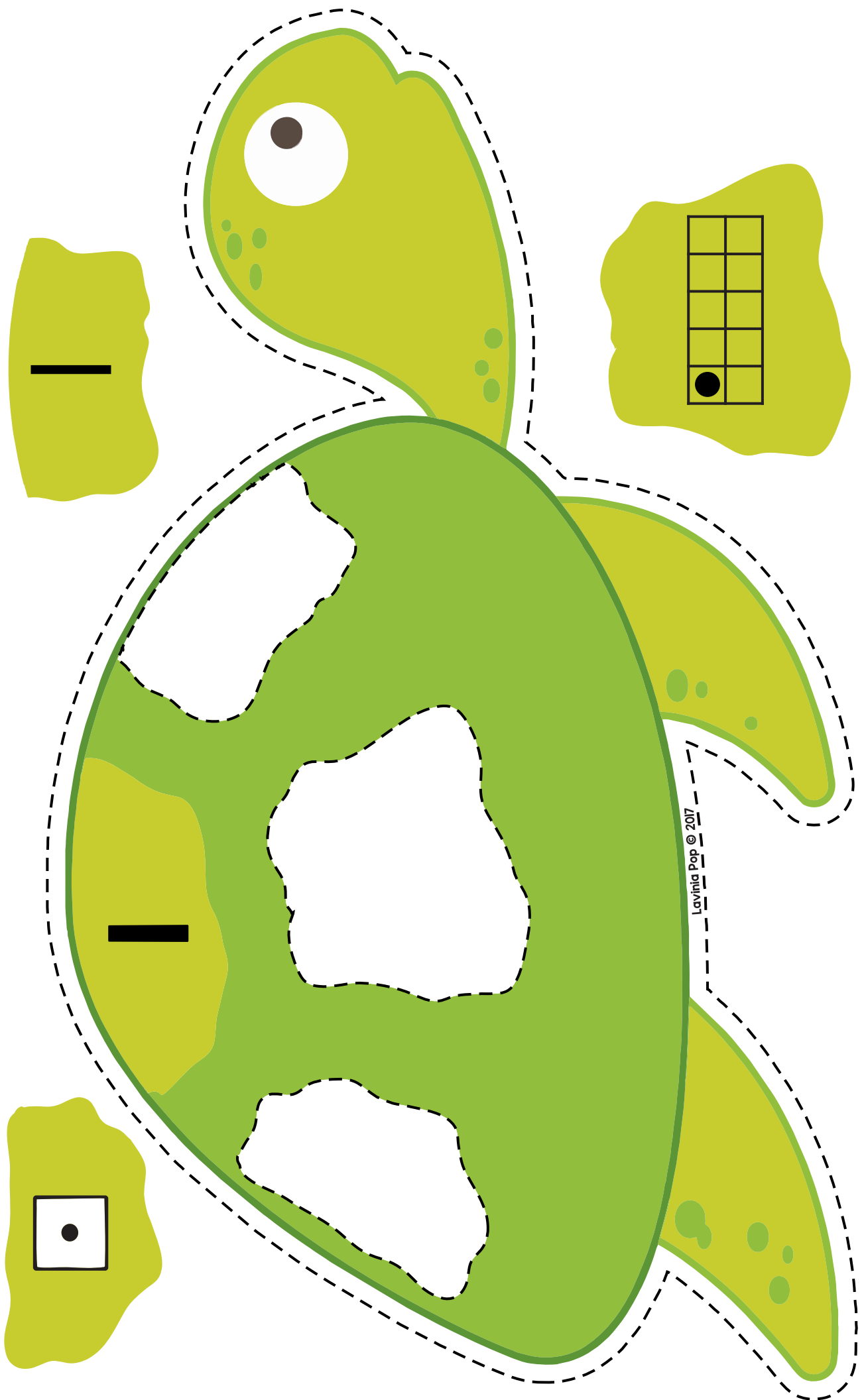




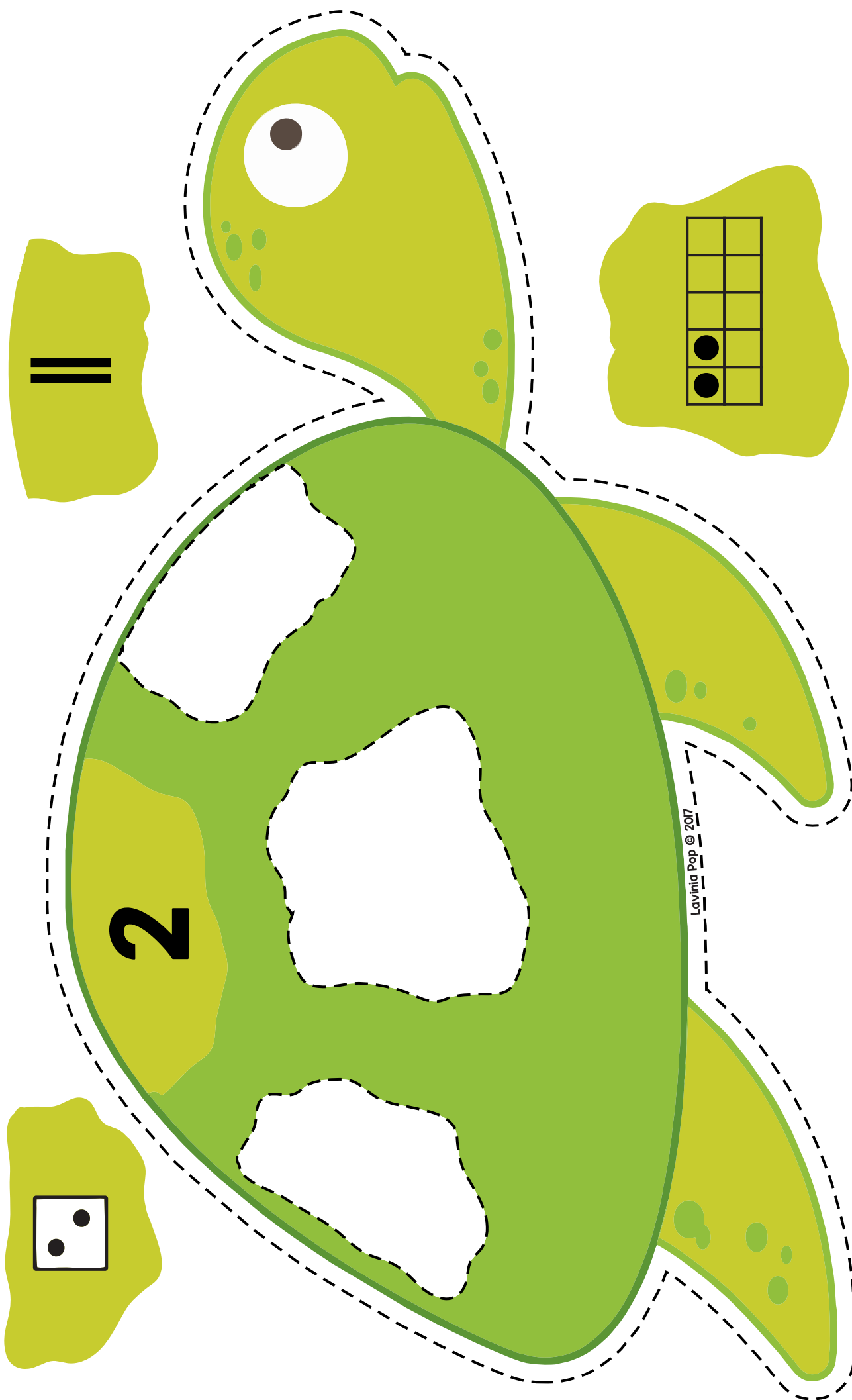


Kinder-Resources.com

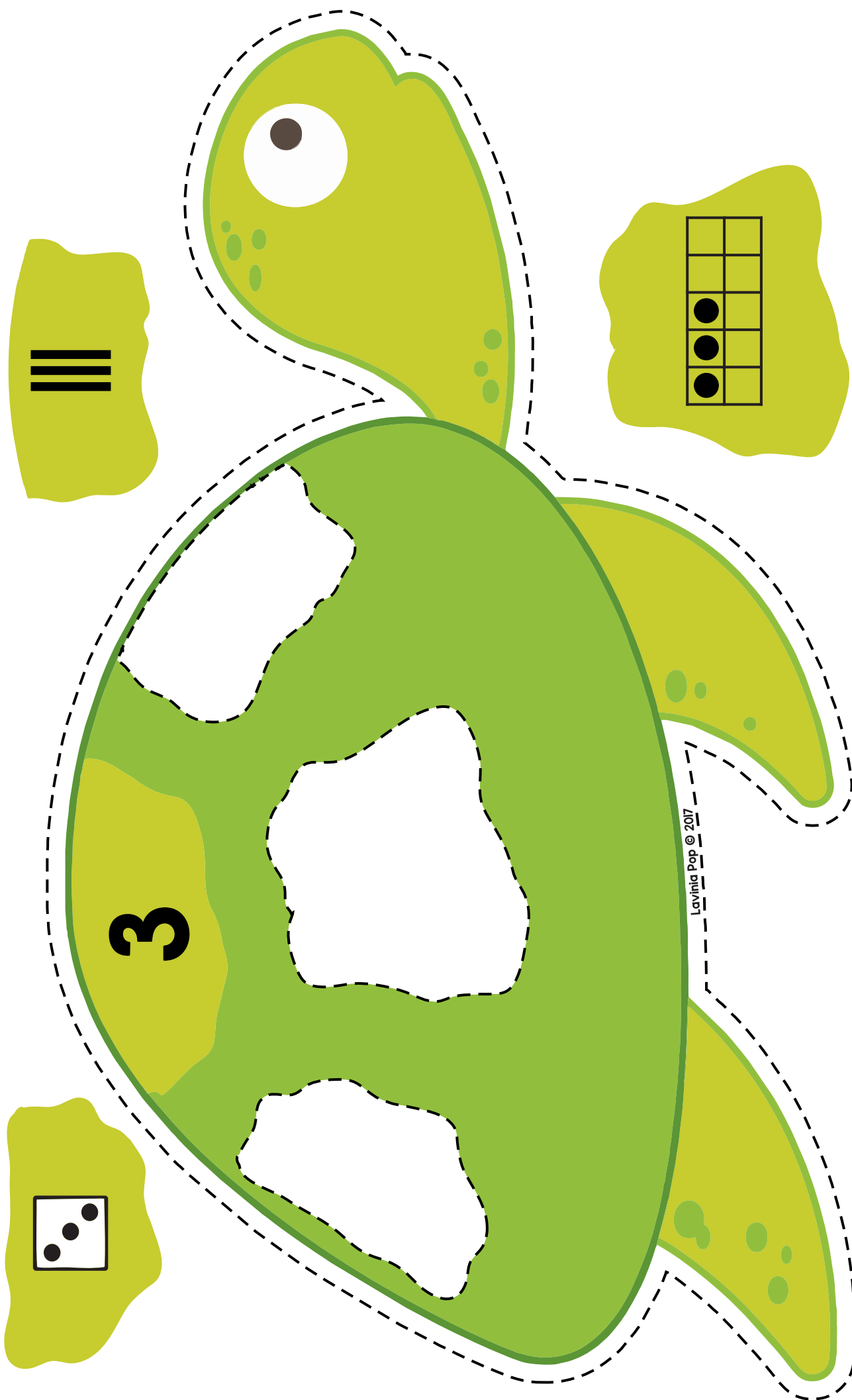


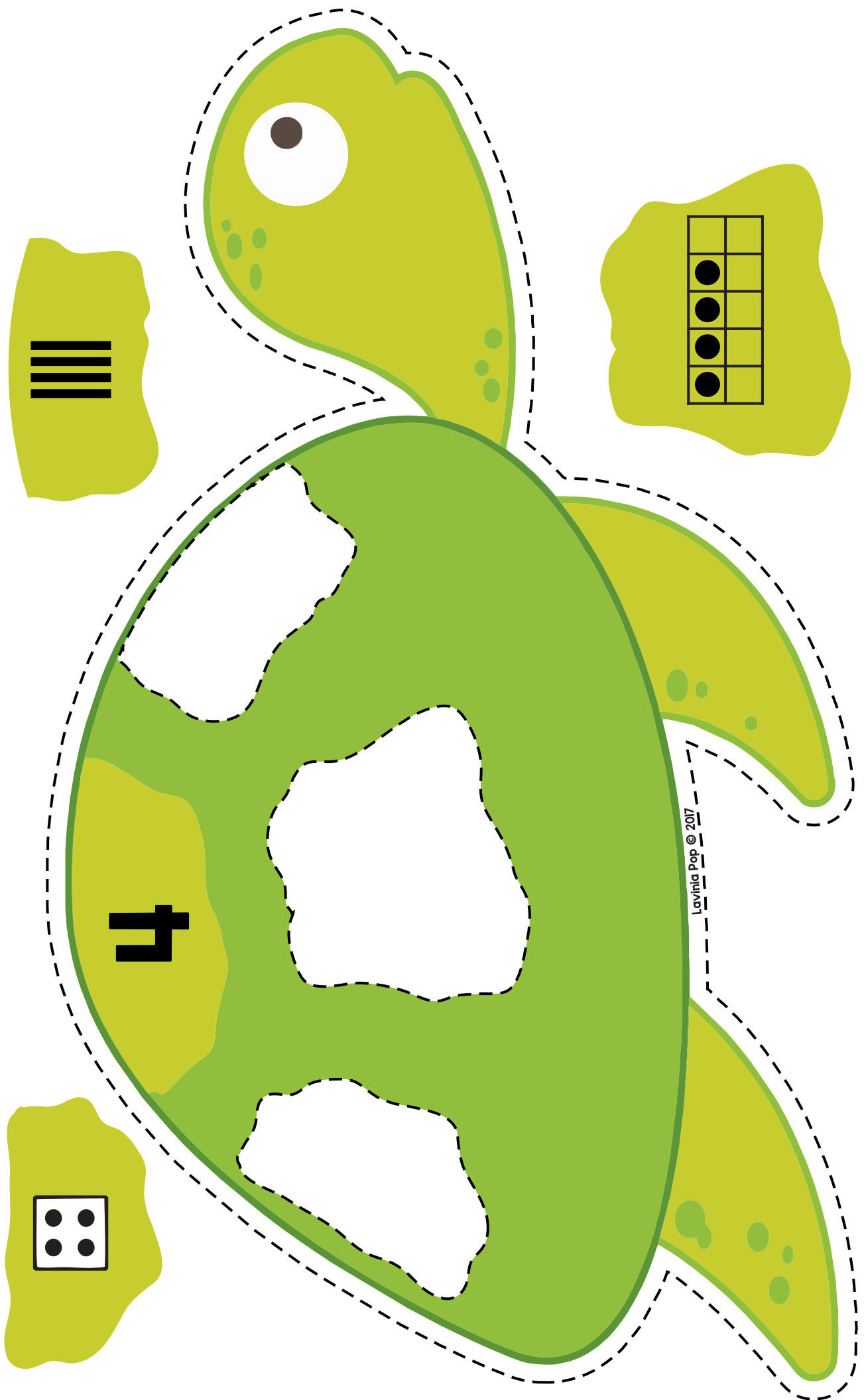


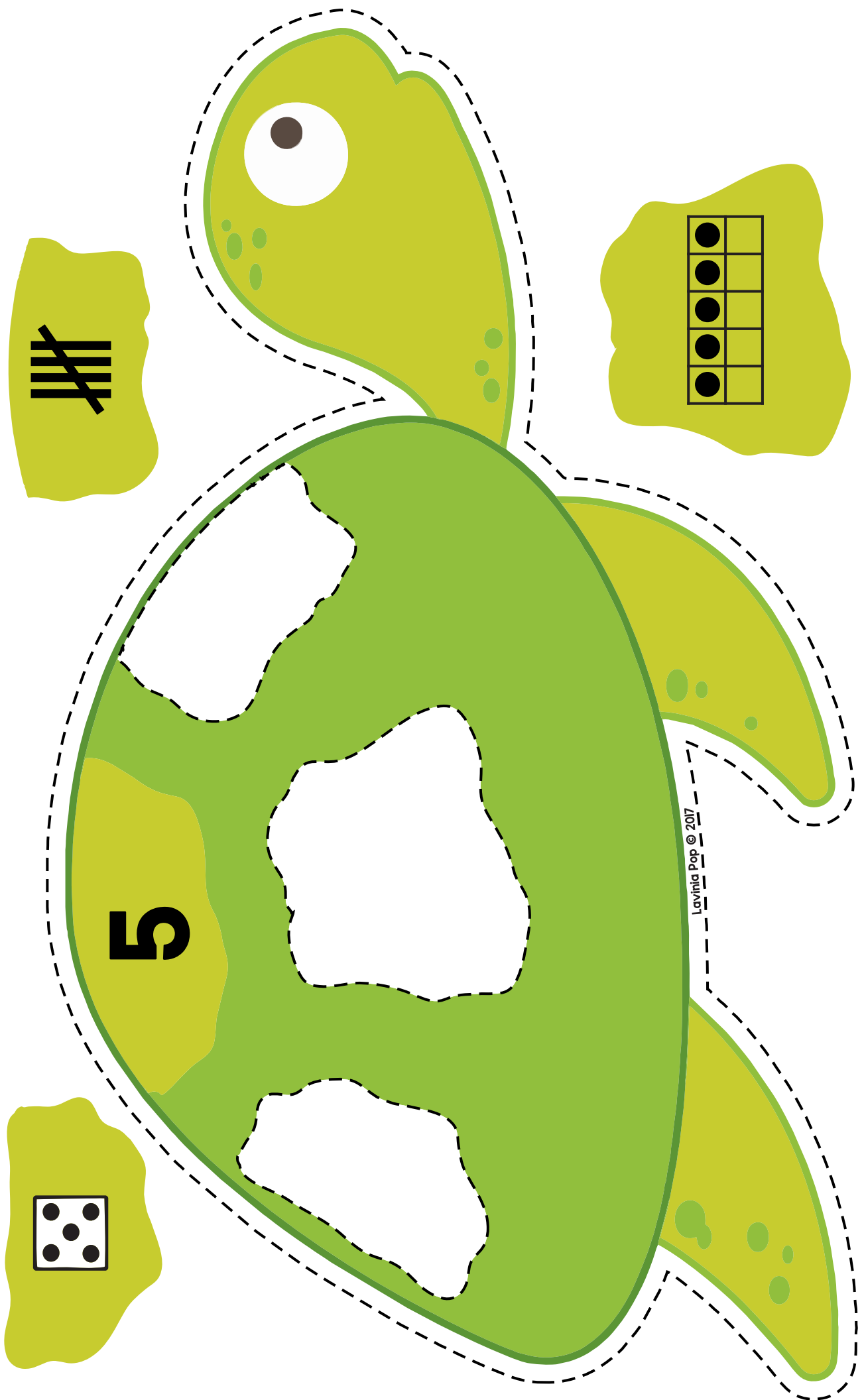
Lavinia Pop © 2017



Lavinia Pop © 2017























Lavinia Pop © 2017









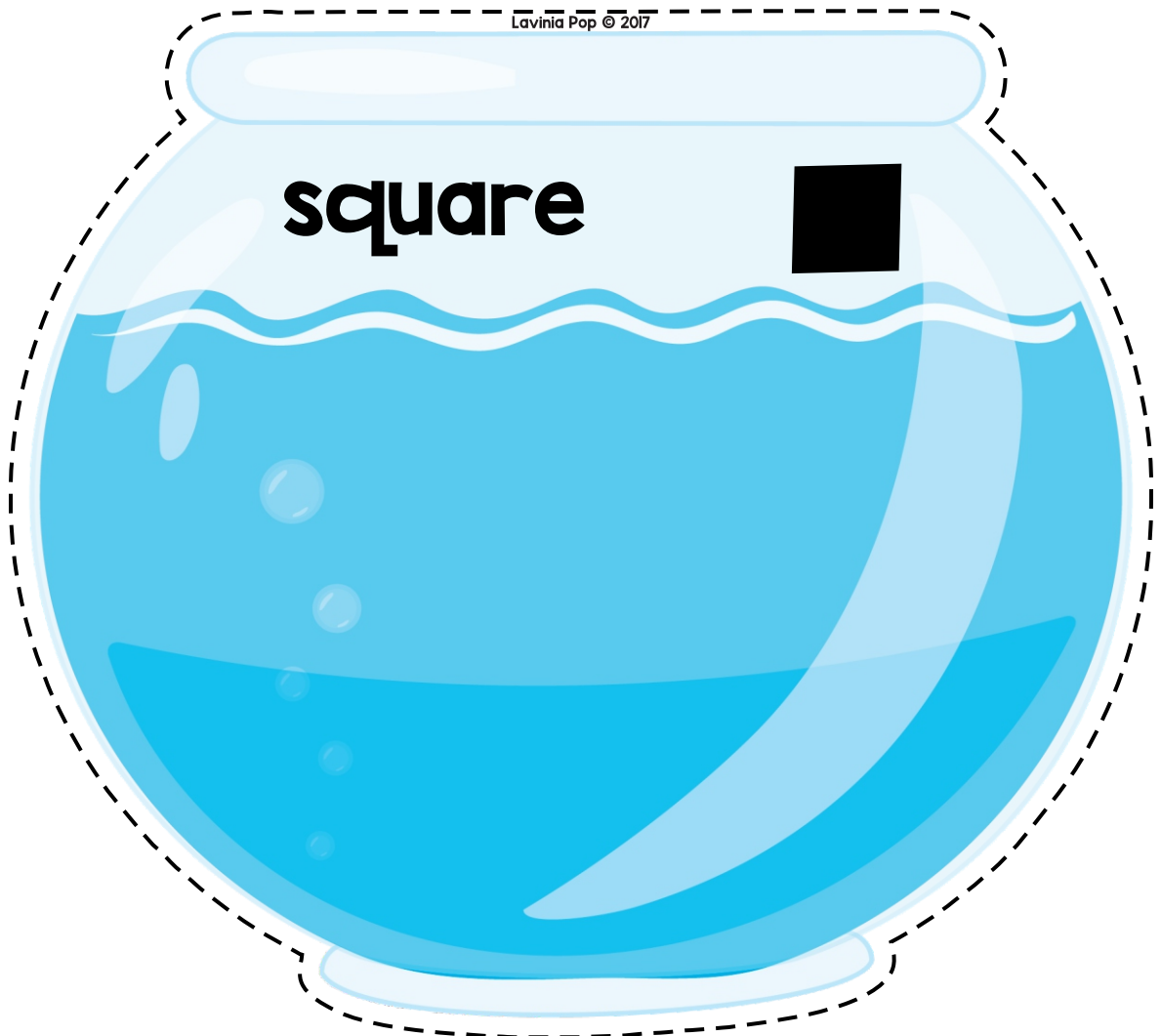


**circle**



**rectangle**



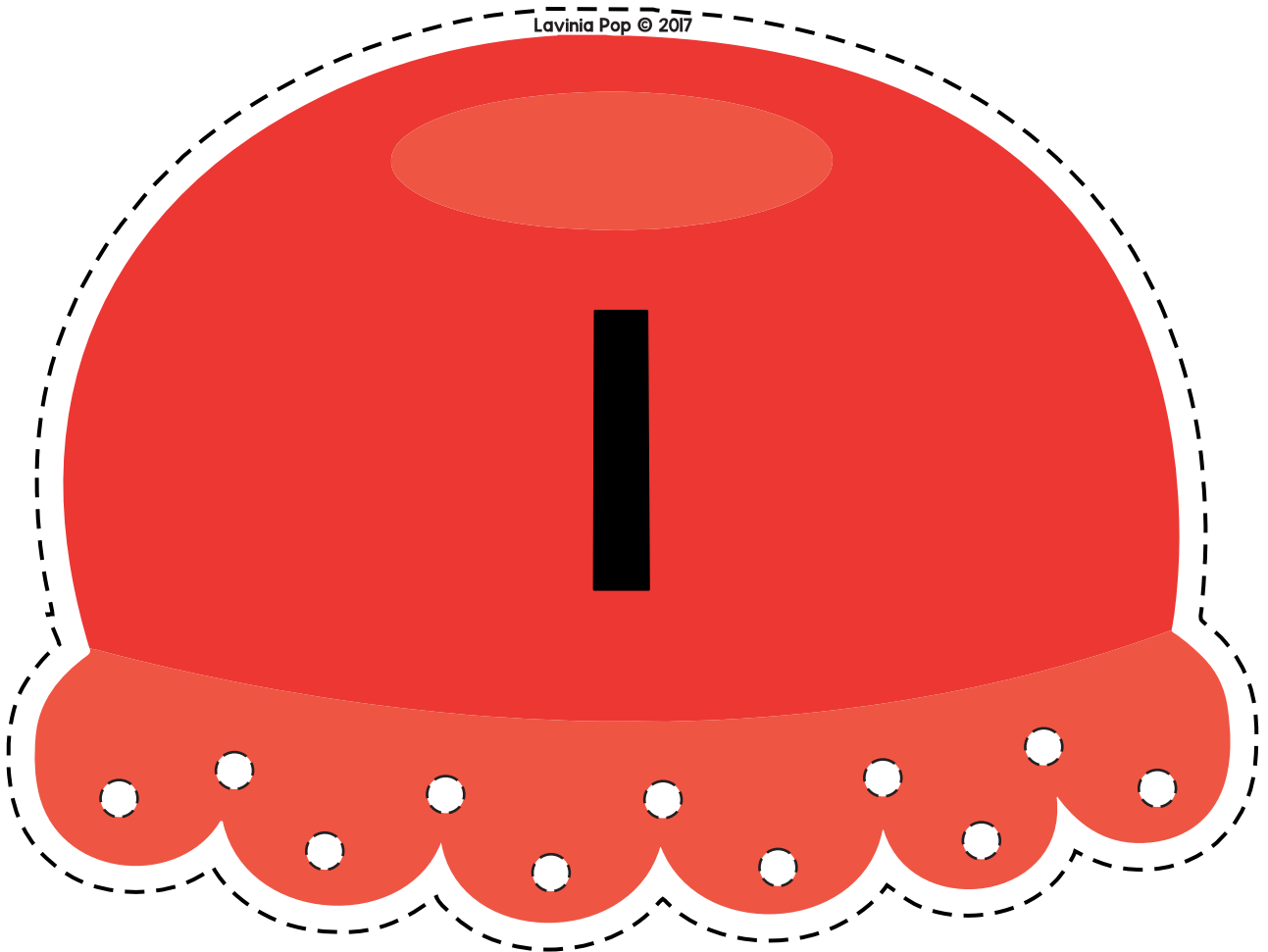







Kinder-Resources.com

Lavinia Pop © 2017



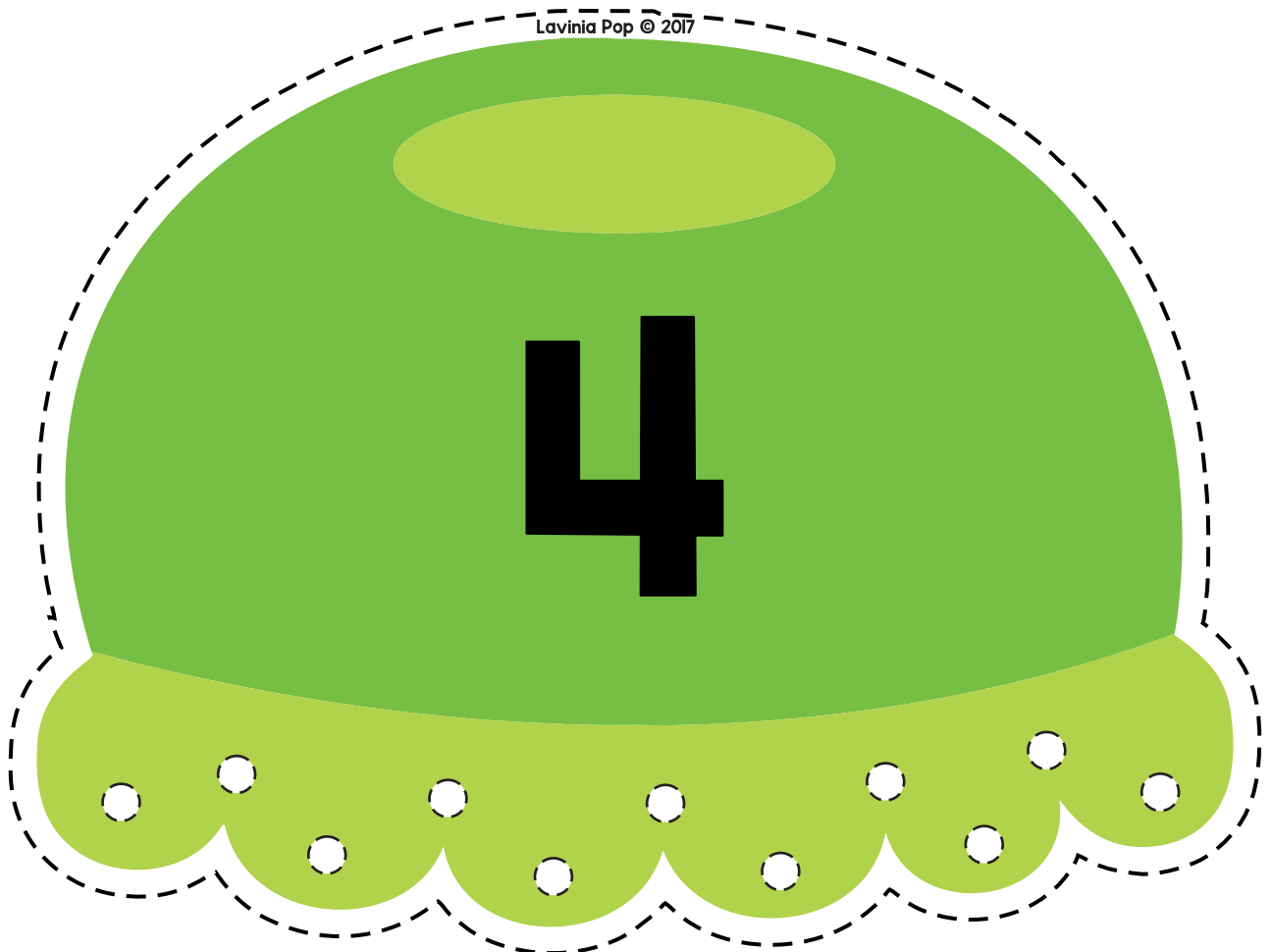
Lavinia Pop © 2017




Lavinia Pop © 2017



Lavinia Pop © 2017



Lavinia Pop © 2017







Lavinia Pop © 2017


















Lavinia Pop © 2017







Lavinia Pop © 2017



Lavinia Pop © 2017



Lavinia Pop © 2017



Lavinia Pop © 2017

