

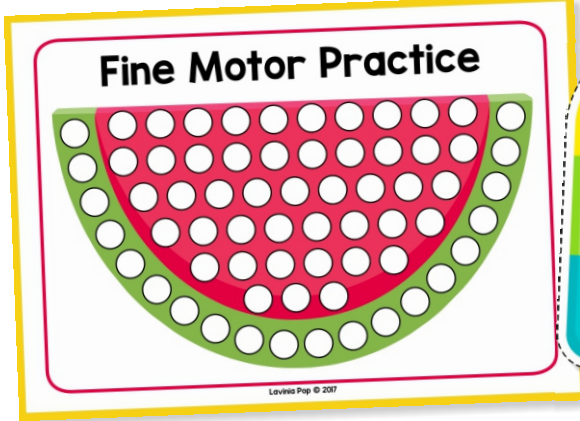


# Summer PRESCHOOL

## C E N T E R S



**Thank you** for downloading this product; I hope you will enjoy using it and that it will be a valuable resource for you! I value your feedback, so please don't hesitate to contact me if you have any concerns whatsoever as I will endeavour to address them. And if you like what I've done, please let me know by leaving feedback at my online store :)

Lavinia

[lavinia@kinder-resources.com](mailto:lavinia@kinder-resources.com)

**ILLUSTRATIONS** Kari Bolt, Erin Colleen Design, Little Red, Whimsy Clips, PartyHead Graphics, Ramona Majdis, Zip-a-Dee-doo-dah-Designs, Bunny on a Cloud, Krista Wallden - Creative Clips, Creating4 the Classroom, Rainbow Sprinkle Studio - Sasha Mitten, First Class Clipart, ClipArtisan, Muggy Studio

[teacherspayteachers.com/Store/Kari-Bolt](https://www.teacherspayteachers.com/Store/Kari-Bolt)    [teacherspayteachers.com/Store/Erin-Colleen-Design](https://www.teacherspayteachers.com/Store/Erin-Colleen-Design)  
[teacherspayteachers.com/Store/Littlered](https://www.teacherspayteachers.com/Store/Littlered)    [teacherspayteachers.com/Store/Whimsy-Clips](https://www.teacherspayteachers.com/Store/Whimsy-Clips)    [teacherspayteachers.com/StorePartyhead-Graphics](https://www.teacherspayteachers.com/Store/Partyhead-Graphics)  
[teacherspayteachers.com/Store/Ramona-Majdis](https://www.teacherspayteachers.com/Store/Ramona-Majdis)    [teacherspayteachers.com/Store/Zip-a-dee-doo-dah-Designs](https://www.teacherspayteachers.com/Store/Zip-a-dee-doo-dah-Designs)  
[teacherspayteachers.com/Store/Bunny-On-A-Cloud](https://www.teacherspayteachers.com/Store/Bunny-On-A-Cloud)    [teacherspayteachers.com/Store/Krista-Wallden-Creative-Clips](https://www.teacherspayteachers.com/Store/Krista-Wallden-Creative-Clips)  
[teacherspayteachers.com/Store/Creating4-The-Classroom](https://www.teacherspayteachers.com/Store/Creating4-The-Classroom)    [teacherspayteachers.com/Store/Rainbow-Sprinkle-Studio-Sasha-Mitten](https://www.teacherspayteachers.com/Store/Rainbow-Sprinkle-Studio-Sasha-Mitten)  
[teacherspayteachers.com/Store/First-Class-Clipart](https://www.teacherspayteachers.com/Store/First-Class-Clipart)    [etsy.com/au/shop/ClipArtisan](https://www.etsy.com/au/shop/ClipArtisan)    [teacherspayteachers.com/Store/Muggy-Studio](https://www.teacherspayteachers.com/Store/Muggy-Studio)

This packet contains Images used under license from Shutterstock.com

**FONTS** [schoolfonts.com.au](http://schoolfonts.com.au)    [teacherspayteachers.com/Store/Kimberly-Geswein-Fonts](https://www.teacherspayteachers.com/Store/Kimberly-Geswein-Fonts)  
[teacherspayteachers.com/Store/Ramonam-Graphics](https://www.teacherspayteachers.com/Store/Ramonam-Graphics)

**PRINTING TIP** This resource has been designed for printing on A4-sized paper. If you are printing on a different size, select "shrink to printable area" or "print to fit page" (or a similar option) in order for the contents of this unit to print correctly.

Copyright ©2017 by Lavinia Pop - All rights reserved by author.

Purchase of this item entitles the purchaser the right to reproduce the pages for personal and classroom use. Duplication for other classes, an entire school or commercial purposes is strictly prohibited without written permission from the author. Minor editing is permitted only for personal use, however the document remains under copyright even when edited. Posting this item in whole or in part on the Internet in any form is strictly prohibited and is a violation of the Digital Millennium Copyright Act (DMCA).

Please be fair and don't share! If you are not the original purchaser of this file, please visit my store to purchase a copy. [Kinder-Resources.com](http://Kinder-Resources.com)

let's connect!



[Kinder-Resources.com](http://Kinder-Resources.com)



[facebook.com/KinderResources](https://facebook.com/KinderResources)



[instagram.com/laviniapop\\_kinder\\_resources](https://instagram.com/laviniapop_kinder_resources)



[pinterest.com/laviniapop](https://pinterest.com/laviniapop)

# Introduction

## **About this book**

This book contains a collection of printable activities for use with children in Preschool, Pre-Kindergarten, Transitional Kindergarten and Kindergarten (Prep).

## **Directions for use**

Following is an outline of the activities included in this unit and suggestions for preparation and use.

### **1. Watermelon fine motor practice mat**

To prepare the mat for use, print and then laminate it for durability. You will need to supply children with pom-poms, gems, beads, beans or any other small objects that will fit inside the circles.

The aim of this activity is for children to place a small object in each of the circles.

### **2. Summer write and wipe alphabet tracing cards**

To prepare the cards for use, print and then laminate them for durability. Cut the cards apart along the dashed lines. The cards can be kept together in a book-like format by making a hole in the top of each card with a hole punch and securing together with a key ring or pipe-cleaner.

Provide children with dry-erase (whiteboard) markers and encourage them to trace the letters on each card several times, following the directional arrows to ensure correct letter formation is learnt.

### **3. Shells beginning sounds match (26 pages)**

To prepare the activity for use, print and then laminate the pages for durability. Cut out all the pieces.

The aim of this activity is for children to match the lower case letter and beginning sound picture on the shells to the bucket that displays the matching upper case letter.

### **4. Summer syllables (2 pages)**

To prepare the cards for use, print, laminate them for durability and then cut them apart. Provide children with some small pet-themed objects, such as bottle caps with animal stickers on top, paw-print buttons, clothes pegs with paw-prints glued on the end, etc.

The aim of this activity is for children to identify the number of syllables in each picture and represent their findings by covering the corresponding number on the card.

### **5. Popsicle word family sort (2 pages)**

To prepare the cards for use, print, laminate them for durability and then cut them out. Cut out each coloured section to separate the word family pictures. The aim of this activity is for children to identify the pictures and then to the correct word family popsicle stick.

### **6. Rhyming sunglasses (3 pages)**

To prepare the cards for use, print, laminate them for durability and then cut them out.

The aim of this activity is for children to match the two pictures that rhyme.

### **7. Pre-primer sight word sandwiches (44 words)**

To prepare the cards for use, print, laminate them for durability and then cut them apart.

The aim of this activity is for children to make a sandwich by matching all the sight words.

### **8. Coloured summer clothes for bears (11 pages)**

To prepare the cards for use, print, laminate them for durability and then cut them out.

The aim of this activity is for children to sort the differently coloured summer clothes to the matching coloured bear.

### **9. Summer and winter sorting (3 pages)**

To prepare the cards for use, print, laminate them for durability and then cut them apart.

The aim of this activity is for children to sort the pictures to the correct season mat.

### **10. What doesn't belong? summer cards**

To prepare the cards for use, print, laminate them for durability and then cut them apart. The aim of this activity is for children to clip a peg on the picture that doesn't belong.

### **11. Which picture is different? summer cards**

To prepare the cards for use, print, laminate them for durability and then cut them apart.

The aim of this activity is for children to clip a peg on the picture that is different.

### **12. Summer shadow matching (2 pages)**

To prepare the activity for use, print and then laminate the pages for durability. Cut out all the pieces.

The aim of this activity is for children to match the different pet cards to their matching shadow cards.

### **13. Life cycle of a honey bee 4-part sequencing cards (2 versions)**

To prepare the cards for use, print, laminate them for durability and then cut them apart.

The aim of this activity is for children to order the cards correctly to show the life cycle of a honey bee.

### **14. Ice cream size sorting (small, medium, large)**

To prepare the cards for use, print, laminate them for durability and then cut them apart.

The aim of this activity is for children to sort the ice cream scoops by size above the correct cone.

### **15. Ice cream number representations (1-10)**

To prepare the cards for use, print, laminate them for durability and then cut them apart.

The aim of this activity is for children to sort the different number representations above the correct ice cream cone.

### **16. Shell shape sorting (18 pages)**

To prepare the cards for use, print, laminate them for durability and then cut them apart.

The aim of this activity is for children to sort the 2D shell shapes to the correct bucket. This activity can also be used for sorting colours.

### **17. Watermelon seeds counting (1-10)**

To prepare the cards for use, print, laminate them for durability and then cut them apart. Alternatively, if you don't wish to use the seeds included in this packet, you can supply children with small buttons or pom-poms.

The aim of this activity is for children to count out the correct number of seeds as shown on each watermelon slice.

### **18. Summer patterns patterns (AB, AAB, ABB)**

To prepare the cards for use, print, laminate them for durability and then cut them apart. Attach the pictures cut out from the bottom of the page to the end of a clothes peg using a hot glue gun.


The aim of this activity is for children to identify the pattern on the cards and to clip the correct picture in the empty box to complete the pattern.

Happy Teaching :)


# Activities in use



# Activities in use




# Activities in use

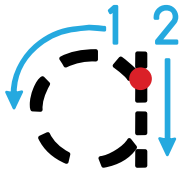
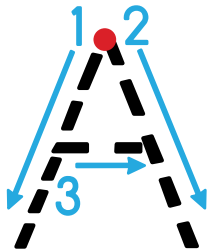





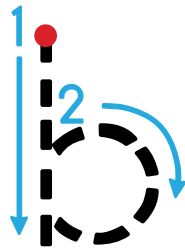
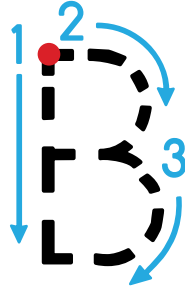
# Activities in use



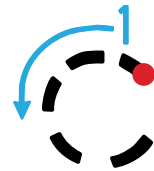
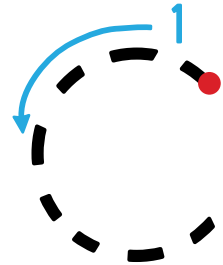

Lavinia Pop © 2017



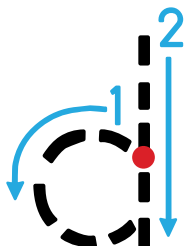
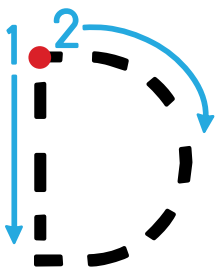

Lavinia Pop © 2017



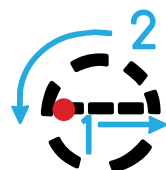
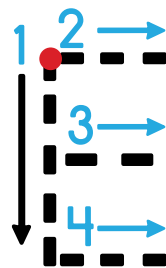
Lavinia Pop © 2017



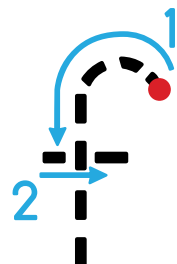
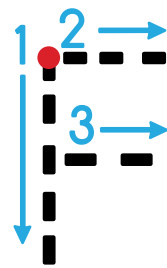
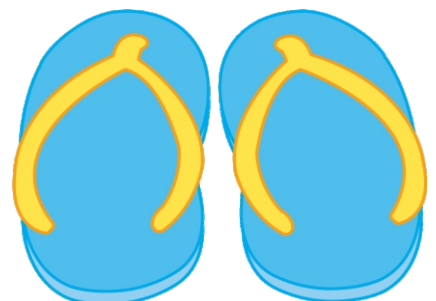
Lavinia Pop © 2017




Lavinia Pop © 2017





Lavinia Pop © 2017







Lavinia Pop © 2017







Lavinia Pop © 2017





Lavinia Pop © 2017



surfer



Lavinia Pop © 2017

umbrella



Lavinia Pop © 2017

sunglasses

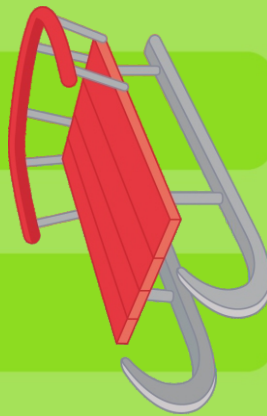


Lavinia Pop © 2017



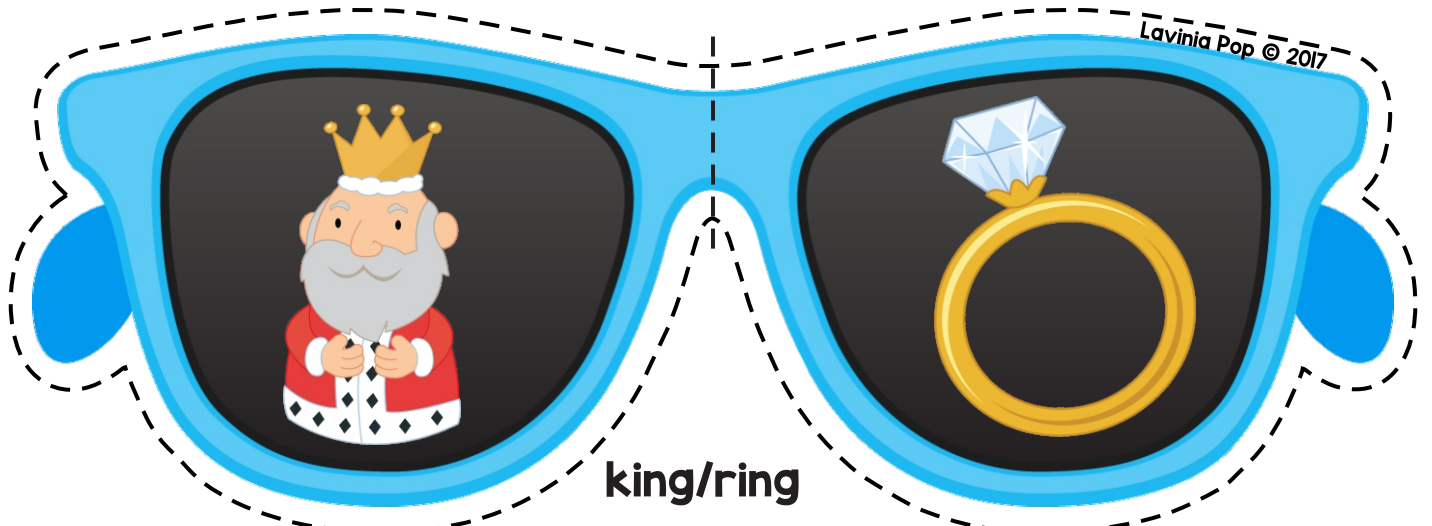
**am**

Lavinia Pop © 2017




**ed**

Lavinia Pop © 2017


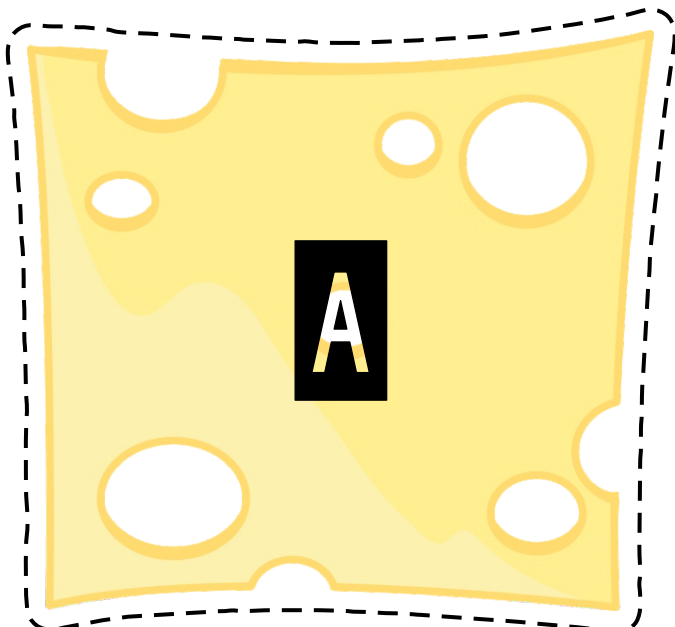
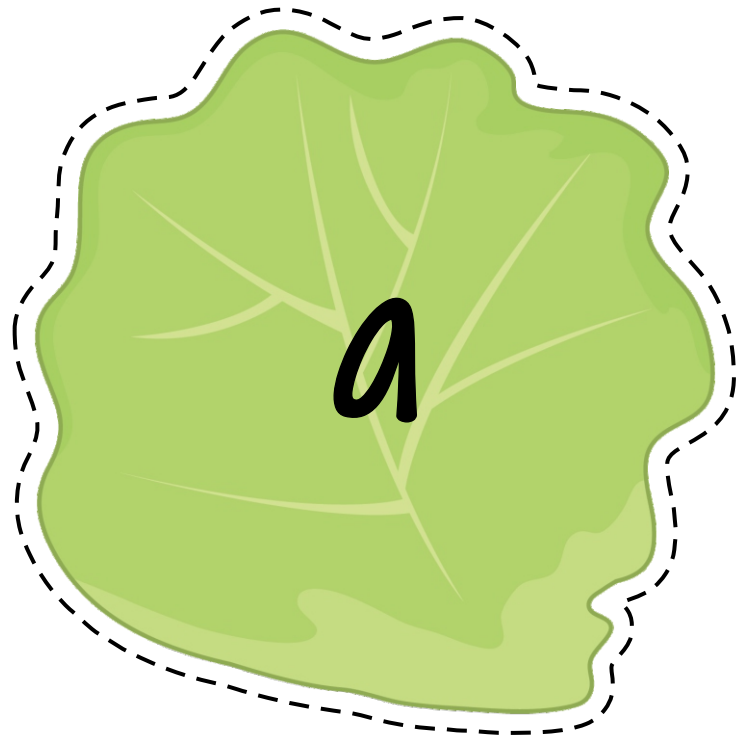





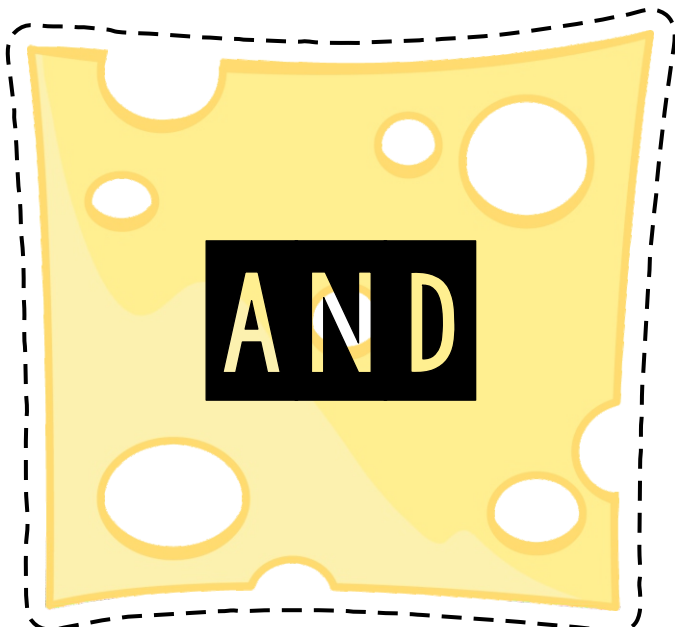


king/ring

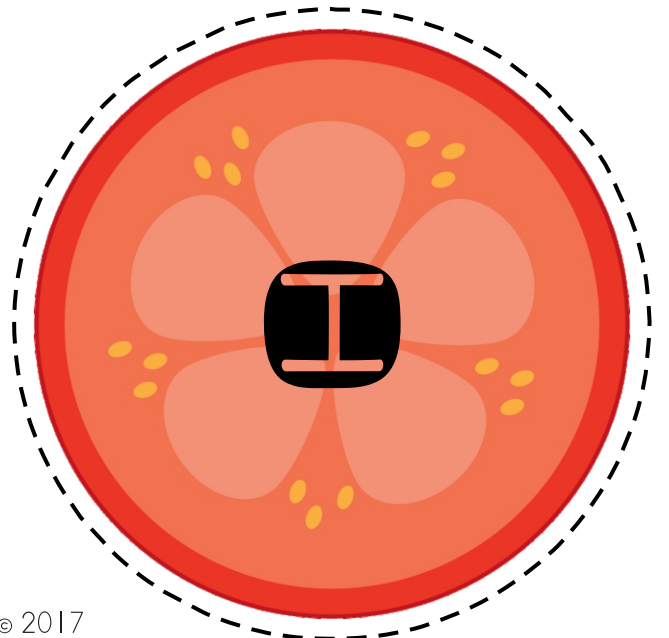
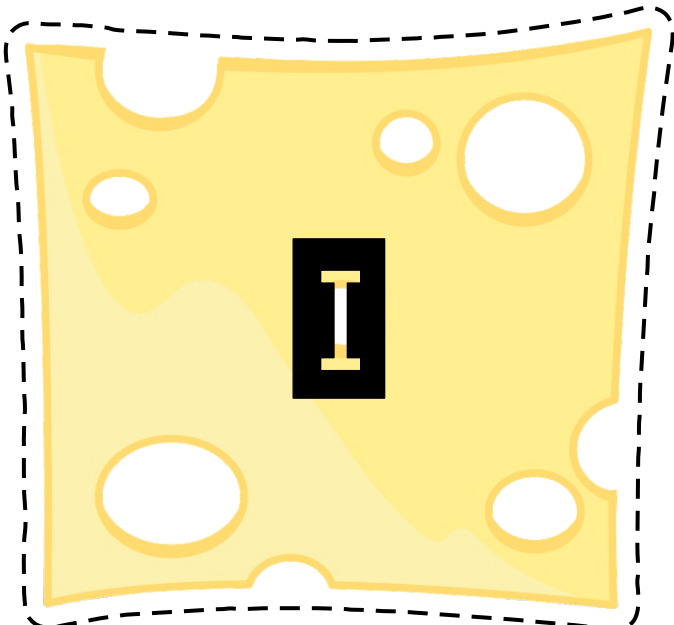








truck/duck



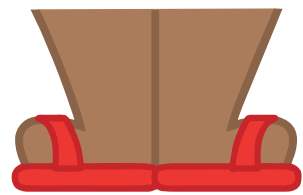









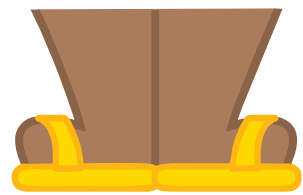






















Lavinia Pop © 2017



Lavinia Pop © 2017




Lavinia Pop © 2017



Lavinia Pop © 2017




Lavinia Pop © 2017









Lavinia Pop © 2017


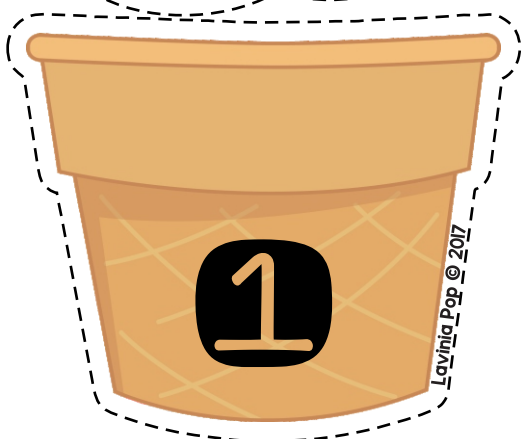



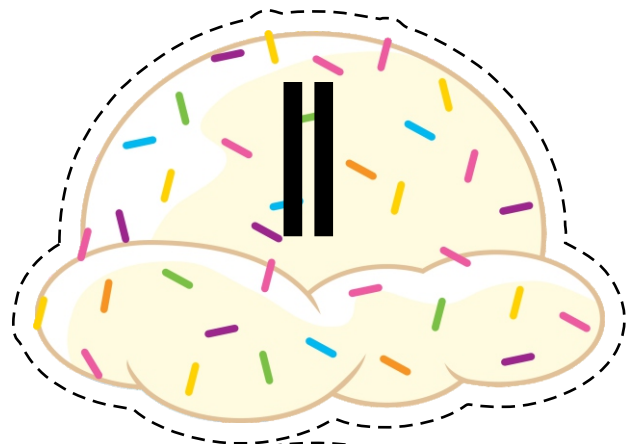



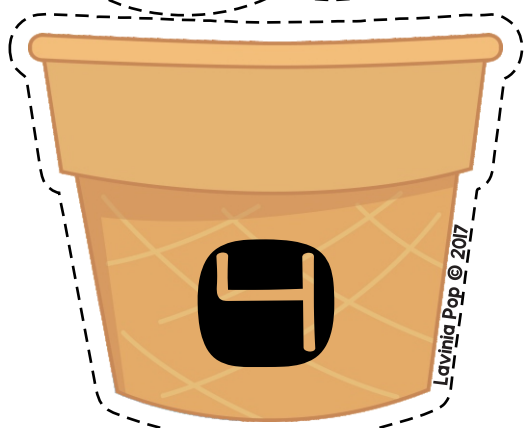

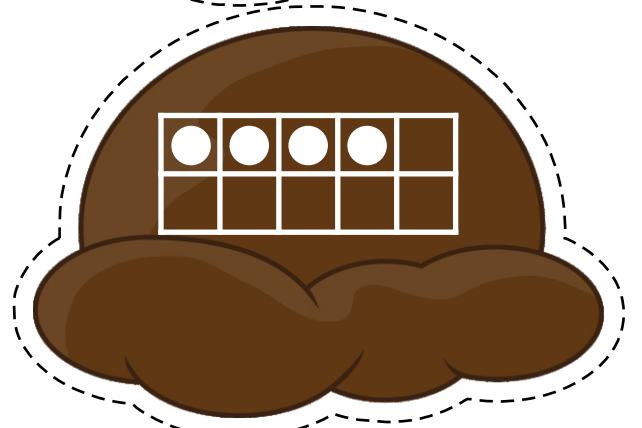


Lavinia Pop © 2017





Lavinia Pop © 2017
















**circle**



Lavinia Pop © 2017





**rectangle**




**triangle**


Lavinia Pop © 2017

3


Lavinia Pop © 2017

4







Lavinia Pop © 2017




Lavinia Pop © 2017



Lavinia Pop © 2017



Lavinia Pop © 2017



Lavinia Pop © 2017

