

# Summer Review









# PRESCHOOL

## WORKSHEETS & ACTIVITIES

Name: \_\_\_\_\_

### Summer Scavenger Hunt

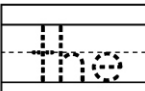
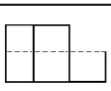
Color the smiley face if you find the following things.

Shell		
Sandcastle		
Boat on the sea		
Red Crab		

I can read and write

the

Trace. Build. Color.

		the
---	---	-----








Write the missing word to complete each sentence.

I can see  rad

Name: \_\_\_\_\_

### Different

Circle the picture that is different.

Bb





ball




Trace the letter Bb.




Name: \_\_\_\_\_

### Pre-writing practice

Trace along each path.












 \_\_\_\_\_ 

Name: \_\_\_\_\_













### Count and Graph


				
				
				
5				

Name: \_\_\_\_\_

### Number Match

Cut and paste the scoops on the matching ice cream cone.

1	2	3	4
			
			
			



**Thank you** for downloading this product; I hope you will enjoy using it and that it will be a valuable resource for you! I value your feedback, so please don't hesitate to contact me if you have any concerns whatsoever as I will endeavour to address them. And if you like what I've done, please let me know by leaving feedback at my online store :)

Lavinia

[lavinia@kinder-resources.com](mailto:lavinia@kinder-resources.com)

**ILLUSTRATIONS** Kari Bolt, Erin Colleen Design, Little Red, Whimsy Clips, PartyHead Graphics, Ramona Majdis, Zip-a-Dee-doo-dah-Designs, Bunny on a Cloud, Krista Wallden - Creative Clips, Creating4 the Classroom, Rainbow Sprinkle Studio - Sasha Mitten, First Class Clipart, ClipArtisan, Muggy Studio

[teacherspayteachers.com/Store/Kari-Bolt](https://www.teacherspayteachers.com/Store/Kari-Bolt)    [teacherspayteachers.com/Store/Erin-Colleen-Design](https://www.teacherspayteachers.com/Store/Erin-Colleen-Design)  
[teacherspayteachers.com/Store/Littlered](https://www.teacherspayteachers.com/Store/Littlered)    [teacherspayteachers.com/Store/Whimsy-Clips](https://www.teacherspayteachers.com/Store/Whimsy-Clips)    [teacherspayteachers.com/Store/Partyhead-Graphics](https://www.teacherspayteachers.com/Store/Partyhead-Graphics)  
[teacherspayteachers.com/Store/Ramona-Majdis](https://www.teacherspayteachers.com/Store/Ramona-Majdis)    [teacherspayteachers.com/Store/Zip-a-dee-doo-dah-Designs](https://www.teacherspayteachers.com/Store/Zip-a-dee-doo-dah-Designs)  
[teacherspayteachers.com/Store/Bunny-On-A-Cloud](https://www.teacherspayteachers.com/Store/Bunny-On-A-Cloud)    [teacherspayteachers.com/Store/Krista-Wallden-Creative-Clips](https://www.teacherspayteachers.com/Store/Krista-Wallden-Creative-Clips)  
[teacherspayteachers.com/Store/Creating4-The-Classroom](https://www.teacherspayteachers.com/Store/Creating4-The-Classroom)    [teacherspayteachers.com/Store/Rainbow-Sprinkle-Studio-Sasha-Mitten](https://www.teacherspayteachers.com/Store/Rainbow-Sprinkle-Studio-Sasha-Mitten)  
[teacherspayteachers.com/Store/First-Class-Clipart](https://www.teacherspayteachers.com/Store/First-Class-Clipart)    [etsy.com/au/shop/ClipArtisan](https://www.etsy.com/au/shop/ClipArtisan)    [teacherspayteachers.com/Store/Muggy-Studio](https://www.teacherspayteachers.com/Store/Muggy-Studio)

This packet contains Images used under license from Shutterstock.com

**FONTS** [schoolfonts.com.au](http://schoolfonts.com.au)    [teacherspayteachers.com/Store/Kimberly-Geswein-Fonts](https://www.teacherspayteachers.com/Store/Kimberly-Geswein-Fonts)  
[teacherspayteachers.com/Store/Ramonam-Graphics](https://www.teacherspayteachers.com/Store/Ramonam-Graphics)

**PRINTING TIP** This resource has been designed for printing on A4-sized paper. If you are printing on a different size, select "shrink to printable area" or "print to fit page" (or a similar option) in order for the contents of this unit to print correctly.

Copyright © 2016 by Lavinia Pop - All rights reserved by author.

Purchase of this item entitles the purchaser the right to reproduce the pages for personal and classroom use. Duplication for other classes, an entire school or commercial purposes is strictly prohibited without written permission from the author. Minor editing is permitted only for personal use, however the document remains under copyright even when edited. Posting this item in whole or in part on the Internet in any form is strictly prohibited and is a violation of the Digital Millennium Copyright Act (DMCA).

Please be fair and don't share! If you are not the original purchaser of this file, please visit my store to purchase a copy. [Kinder-Resources.com](http://Kinder-Resources.com)

let's connect!



[Kinder-Resources.com](http://Kinder-Resources.com)



[facebook.com/KinderResources](https://facebook.com/KinderResources)



[instagram.com/laviniapop\\_kinder\\_resources](https://instagram.com/laviniapop_kinder_resources)



[pinterest.com/laviniapop](https://pinterest.com/laviniapop)

# Introduction

## **About this book**

This book contains a collection of summer themed worksheets, suitable for use with children in Preschool, Pre-Kindergarten, Transitional Kindergarten and Kindergarten (Prep).

## **Directions for use**

Following is an outline of the worksheets included in this unit and suggestions for use.

### **1. Summer pre-writing fun (1 page)**

Children trace between the lines of each path.

### **2. Summer bubbles name writing practice (2 pages)**

Children write their name on the writing line provided and color each bubble that contains a letter included in their name.

### **3. Summer sun mobile cutting practice (1 page)**

Children color and cut out the sun, boat, ice cream and fish. They make holes using a hole punch where indicated and tie a piece of string from the sun to all the other pictures.

### **4. Summer sun and ice cream maze (2 pages)**

Children begin at the arrows and trace their way through the maze.

### **5. Alphabet tracing (25 pages)**

This section can be made into an alphabet booklet; a cover has been included if you wish to do so. Children begin by finger tracing the letter at the top of the page. They then trace the image to the right and color it. Next, children trace the upper and lower case letter on the writing lines, starting at the dot and following the directional arrows from the exemplary letter. Then, children color the pictures that start with the focus letter and last, they find and color the focus upper and lower case letter.

### **6. Summer sun alphabet maze (2 pages)**

Children make their way through the maze in alphabetical order. This activity can be completed with a bingo dauber, highlighters or by coloring each sun.

### **7. Summer syllables (1 page)**

Children read the word for each picture and color the corresponding number to show how many syllables.

### **8. Summer middle sounds for CVC words (1 page)**

Children identify the picture, say its name and then write the missing middle vowel.

### **9. Rhyming CVC words (1 page)**

Children color the words that rhyme with the word in the first box.

### **10. Summer review pre-primer sight word book (41 pages)**

These pages can be bound to make a sight word review booklet; a cover has been included if you wish to do so. Children begin by finger tracing the sight word at the top of the page. Next, children trace the focus word on writing lines, write it in the boxes and then color the word. Then, children write the missing word to complete each of the 3 sentences at the bottom of the page, after which they read them.

### **11. Summer coloring (1 page)**

Children color the objects on the page as directed, then color the rest of the picture as they wish.

### **12. Summer words one-to-one correspondence (1 page)**

Children count how many words in each sentence and color a number to show their answer.

### **13. Summer read and match cut and paste (1 page)**

Children cut out the pictures from the bottom of the page, read each sentence and then paste the corresponding picture in the empty box.

### **14. Emergent reader “Fun at the Beach” (color and B&W) & comprehension sheet**

Assembly is required by cutting each page in half, then stapling together on the left side where indicated. I have also included a colored version that teachers can use and keep in the classroom library. There are 2 comprehension sheets: one with pictures to indicate which page children can find the answer, and another without pictures.

### **15. Summer build a sentence (1 page)**

Children cut out the words from the bottom of the page and arrange them in order to make a 4-word sentence.

### **16. Summer prepositions: in, in front, under, on (1 page)**

Children color the object that shows the position identified.

### **17. Summer differences (1 page)**

Children look at each row of pictures and circle the one that is different.

### **18. Summer what doesn't belong (1 page)**

Children look at each row of pictures and circle the one that doesn't belong.

### **19. Summer sequencing cut and paste (2 page)**

Children cut out the pictures and paste them in correct order.

### **20. Ice cream order by size, cut and paste (1 page)**

Children cut and paste the ice cream pictures in correct size order, from smallest to tallest.

### **21. 2D shapes in real life match (1 page)**

Children color the real life pictures that match the 2D shape in each row.

### **22. Summer numbers book (11 pages)**

These pages can be bound to make a number booklet; a cover has been included if you wish to do so. Children begin by finger tracing the number at the top of the page and coloring the dots on the ten frame. Next, children trace the focus number on writing lines, color the correct number of sea shells and finish by finding and coloring the focus number.

### **23. Ice cream number match cut and paste (3 pages)**

Children cut out the scoops from the bottom of the page and paste them on the correct cone.

### **24. Summer ice cream biggest and smallest numbers (1 page)**

Children color a scoop on each ice cream to show the biggest and smallest numbers.

### **25. Summer trace and write the missing numbers (1 page)**

Children trace the existing numbers and write the missing numbers in the empty boxes.

### **26. Summer cut and paste number order (2 pages)**

Children cut out the mixed up pictures from the bottom of the page and arrange them in order (1 to 5 and 6 to 10) to reveal the hidden picture.

### **27. Summer count and graph to 5 (1 page)**

Children count and graph the pictures.

### **28. Summer patterns cut and paste (AB, ABB, ABC) (3 pages)**

Children determine the type of pattern, then cut the pictures from the bottom of the page and paste them in the correct box to finish each pattern.

### **29. Watermelon addition (1 page)**

Children use the seeds on each watermelon slice to write and solve an addition sentence.

### **30. Shell sorting (1 page)**

Children cut out the shells from the bottom of the page and paste them in the correct bucket to show what kind of shell they are.

### **31. Summer scavenger hunt (1 page)**

Children go on a scavenger hunt and color a smiley face when they see an object on their list.

### **32. My senses at the Beach (1 page)**

Children draw a picture for each of the 5 senses while they are at the beach.

Happy Teaching :)

Name:

# Name Practice

I can write my name.

---

---

---

These are the letters in my name.

A collection of 26 lowercase letters (a-z) arranged in a grid-like pattern. Each letter is enclosed in a circle and has a small arrow indicating the correct stroke order for writing. In the bottom left corner, there is a cartoon illustration of a boy with curly hair, looking thoughtful with his hand on his chin.

Name:

# Name Practice

I can write my name.

---

---

---


These are the letters in my name.

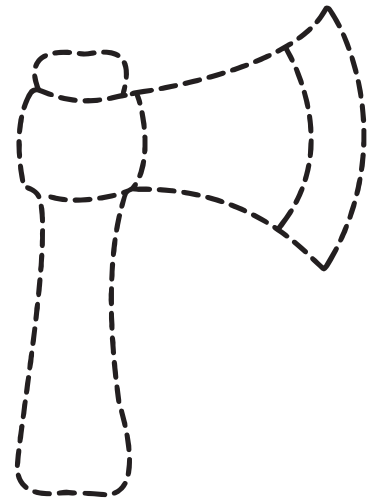
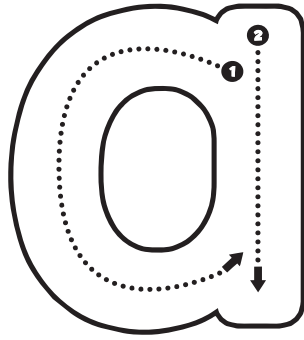
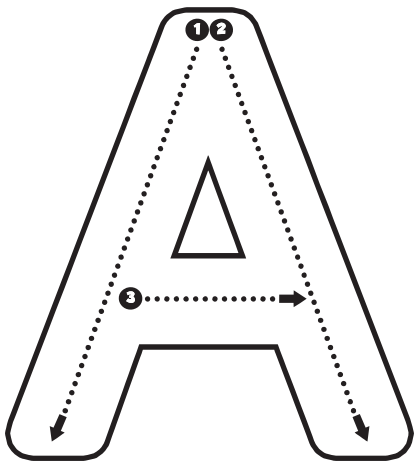
A collection of lowercase letters in circles, each with a directional arrow indicating the stroke order. The letters are arranged in a grid-like pattern. The letters included are: f, v, p, u, x, e, w, s, y, o, t, i, n, q, b, m, j, r, k, a, d, c, g, h, l, a, z. In the bottom left corner, there is a cartoon girl with pigtails holding a sign that says 'NAME'.



# ALPHABET

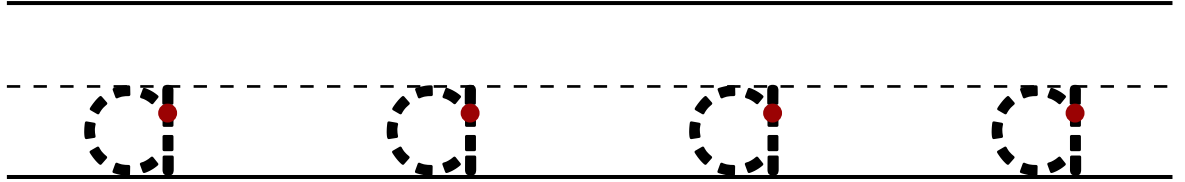

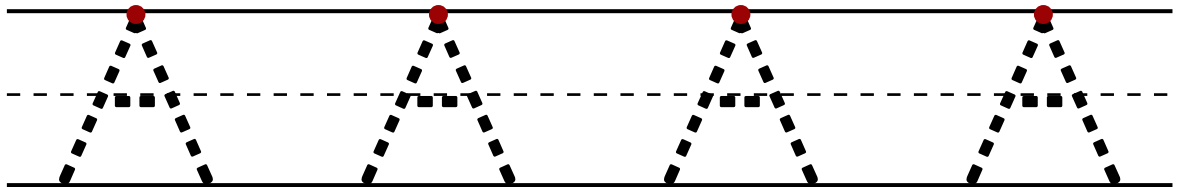

# Book




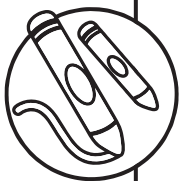


Trace the letter Aa.

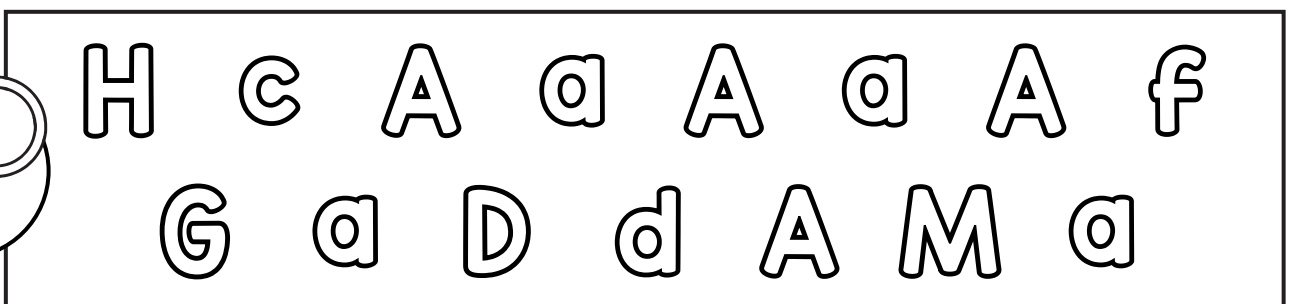

**ax**

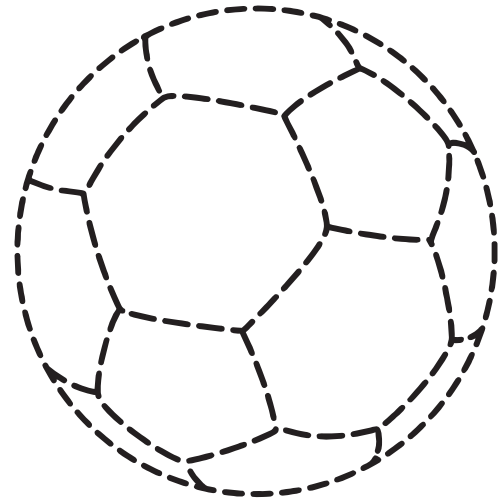
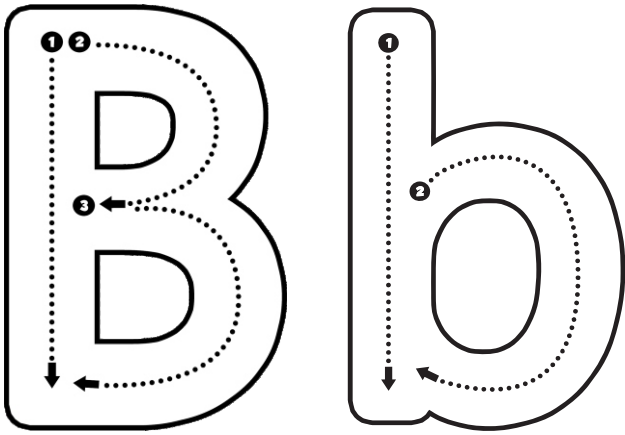


Color the pictures that start with the letter Aa.



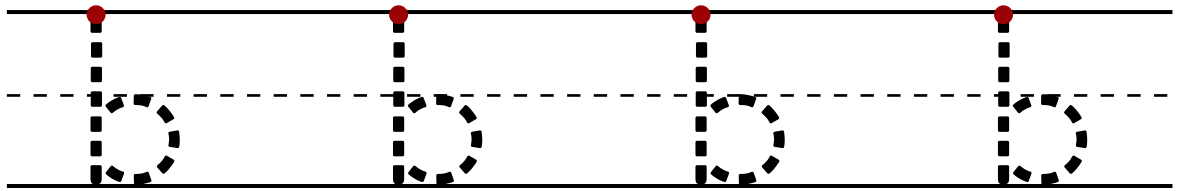

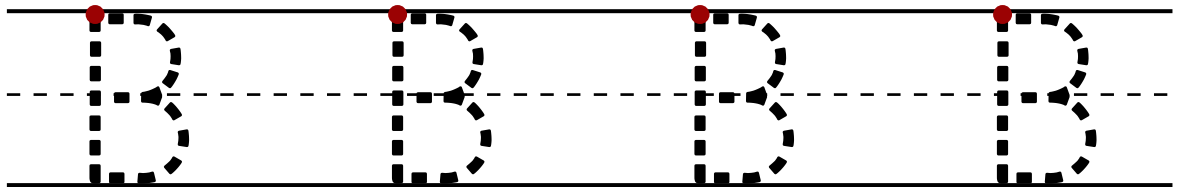

Find and color the letter Aa.




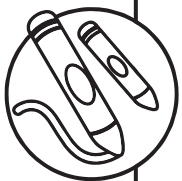


**ball**

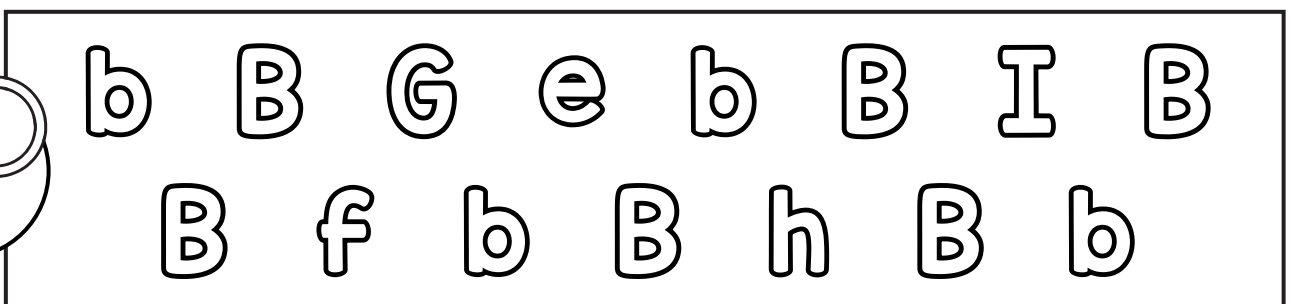

Trace the letter Bb.

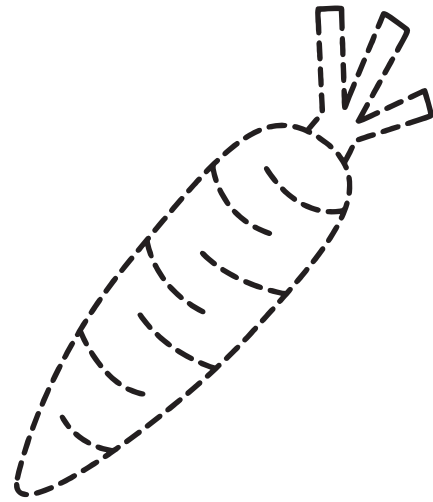
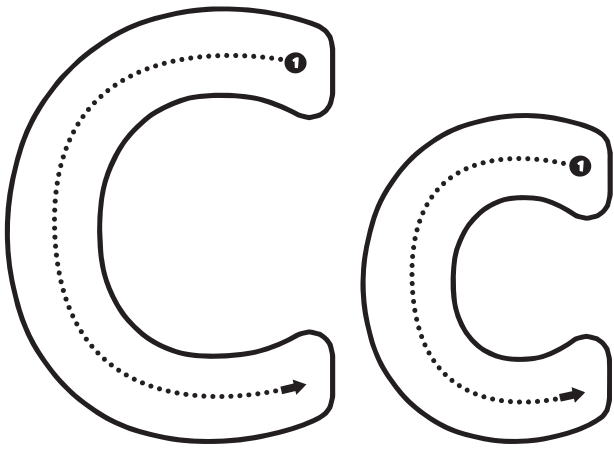


Color the pictures that start with the letter Bb.



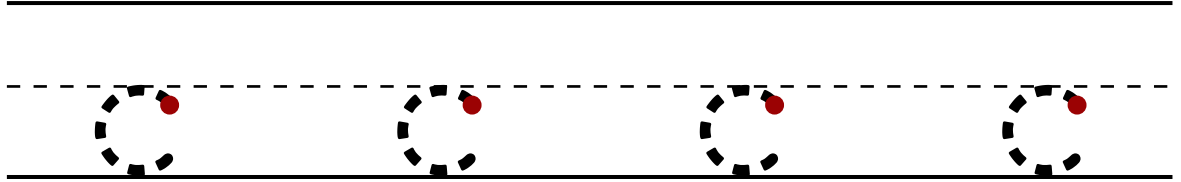

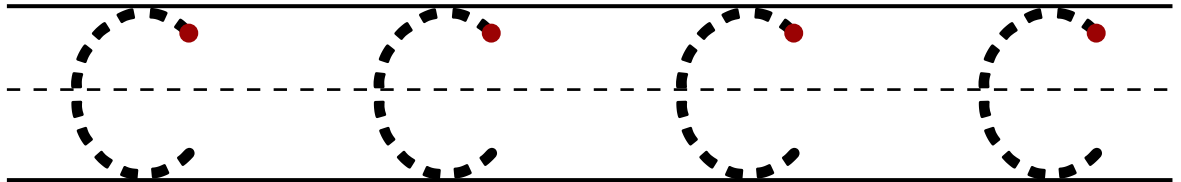

Find and color the letter Bb.




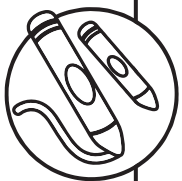


Trace the letter Cc.

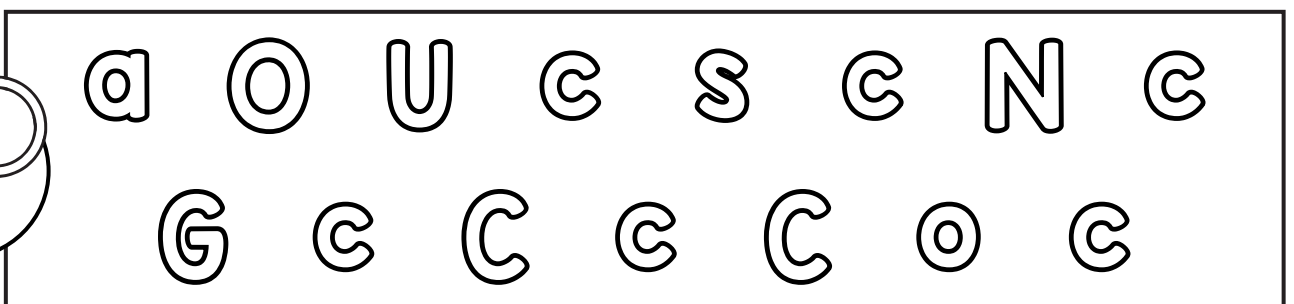

**carrot**



Color the pictures that start with the letter Cc.



Find and color the letter Cc.



Name: \_\_\_\_\_

# Rhyming Words

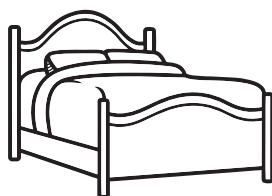
Color the pictures that rhyme in each row.




**fan**



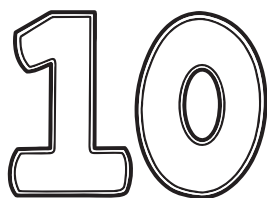
**man**



**bed**



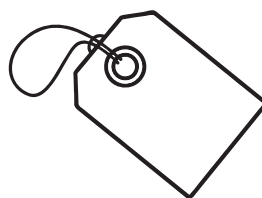
**bat**



**ten**



**sit**



**tag**




**pen**



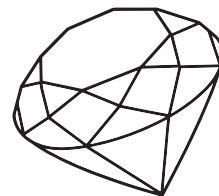
**wig**



**dog**



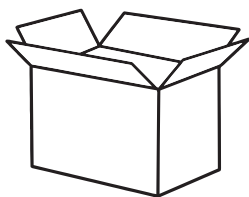
**pig**



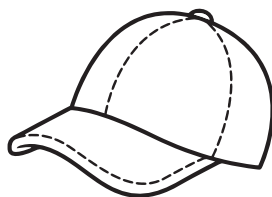
**gem**



**fox**



**box**



**cap**




**gum**




**jug**



**den**




**bug**



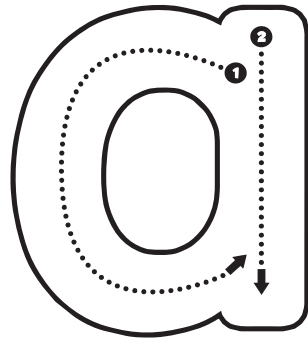
**lip**

# SIGHT WORDS

# Book



# I can read and write



Trace.

Build.

Color.

--	--	--

Write the missing word to complete each sentence.



I see  man.

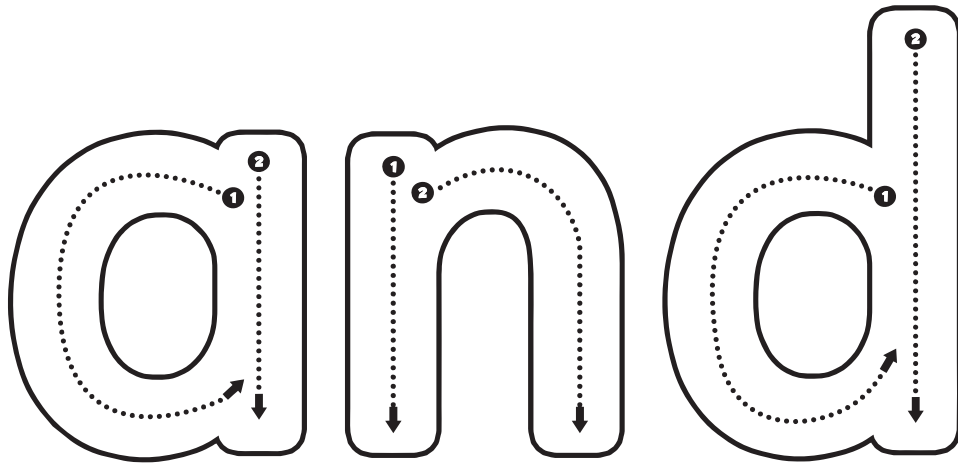


I see  pan.



I see  fan.

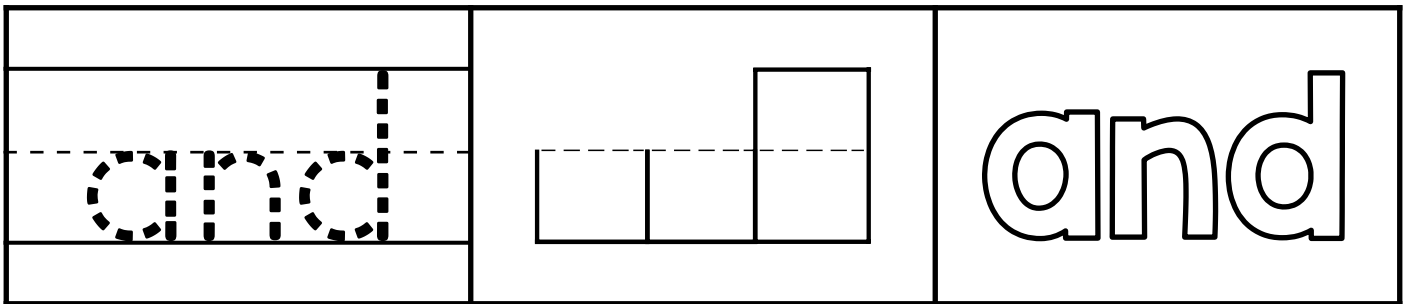
# I can read and write





Trace.



Build.



Color.



Write the missing word to complete each sentence.

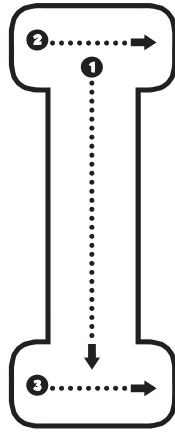
I see a    a fan.

I see a  fan   a can.

I see a  can   a man.



# I can read and write




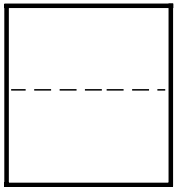
Trace.

Build.


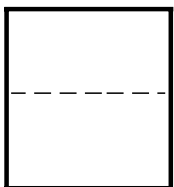
Color.

--	--	--

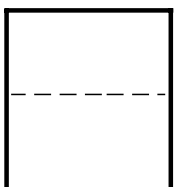
Write the missing word to complete each sentence.



**see a bat.**

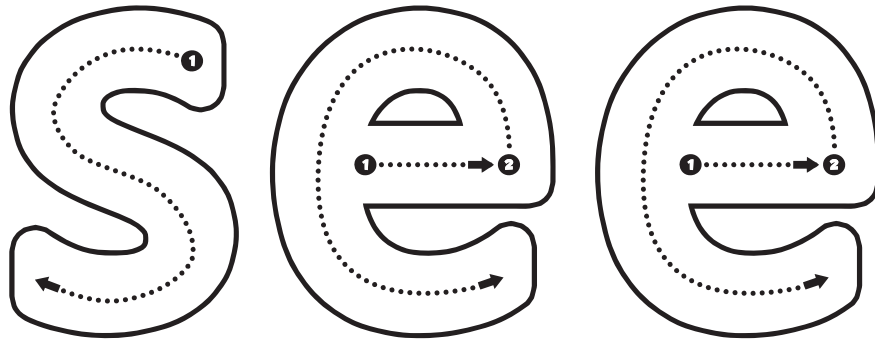


**see a rat.**



**see a cat.**




# I can read and write




Trace.

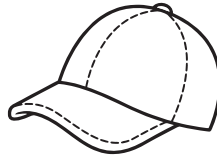
Build.

Color.

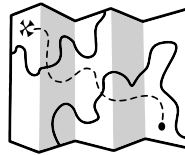
		
---	---	---

Write the missing word to complete each sentence.


**I**  **a cap.**



**I**  **a map.**



**I**  **a tap.**



# Fun at the Beach



Name: \_\_\_\_\_

By Lavinia Pop © 2016



We like to go to the beach.



I will make a sandcastle.



I will look for shells.

Name:

Select the correct answer.


### What season is it?

- winter
- summer
- fall




### Where do they like to go?

- to the zoo
- camping
- to the beach




### What will the girl do?

- look for shells
- go snorkelling
- make a sandcastle



### Where does the boy snorkel?

- on the sand
- in the water
- in the sky



Name:

By Lavinia Pop © 2016

# Build a Sentence

Cut and paste the words in correct order.



swim.

to

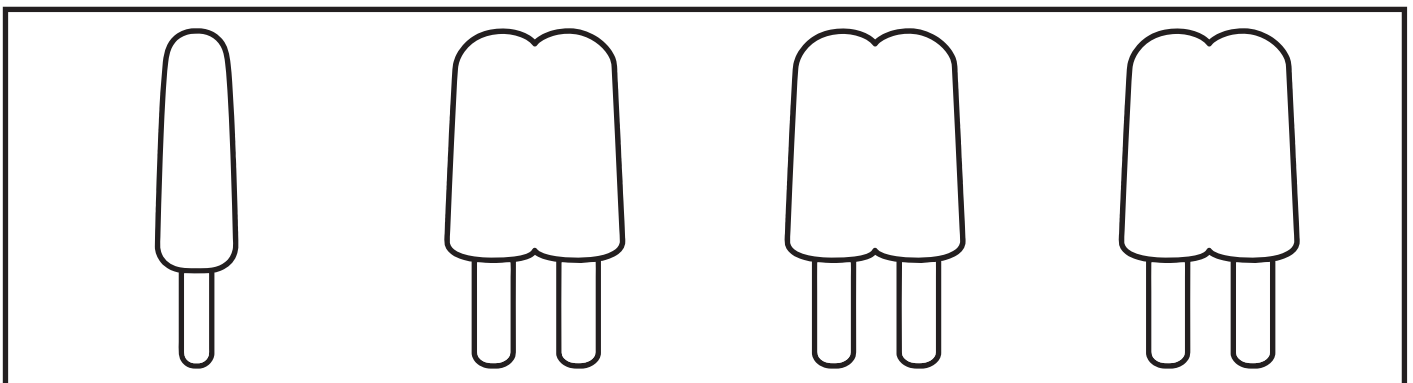



like

I

Name:

# Different

Circle the picture that is different.



Name:


By Lavinia Pop © 2016

--

# Order By Height

Cut and paste the ice creams in height order from shortest to tallest.


--	--	--	--	--







# NUMBER

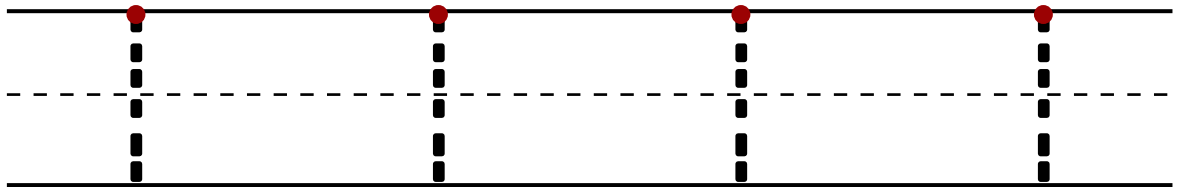

# Book



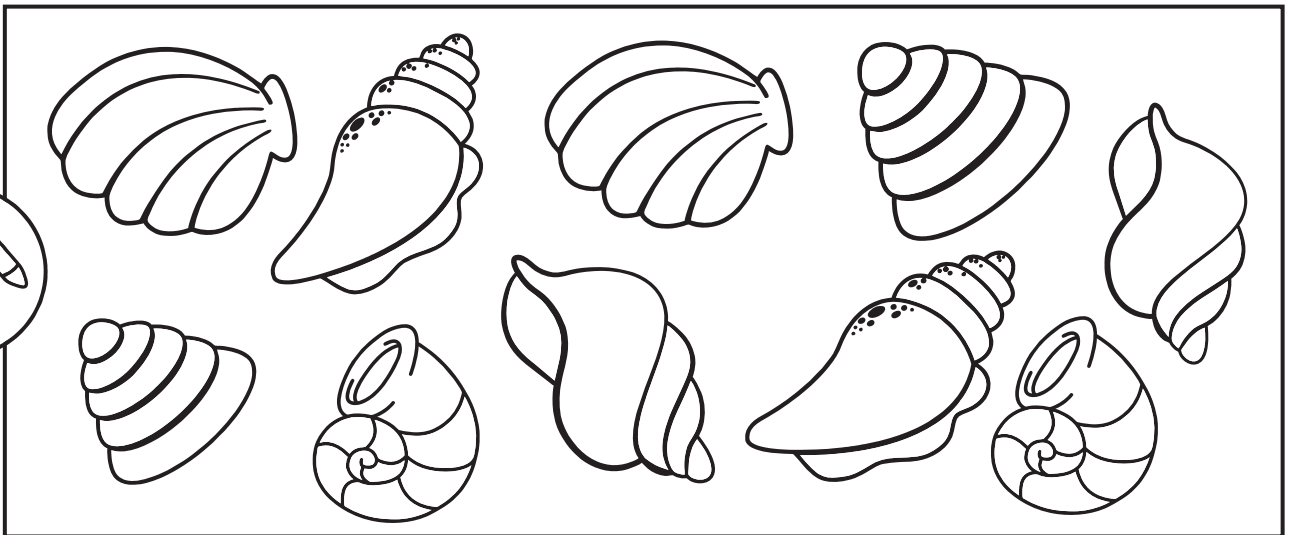
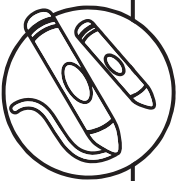


**one**

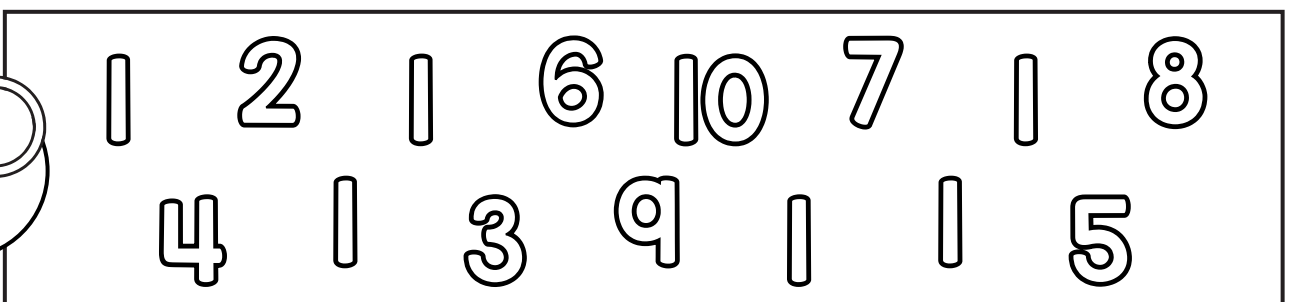

Trace the number.




Color 1 shell.



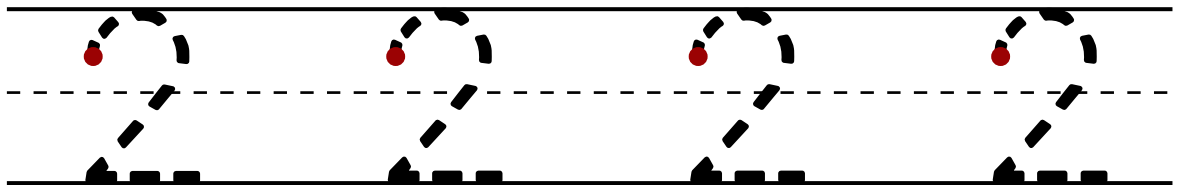

Find and color the number 1.



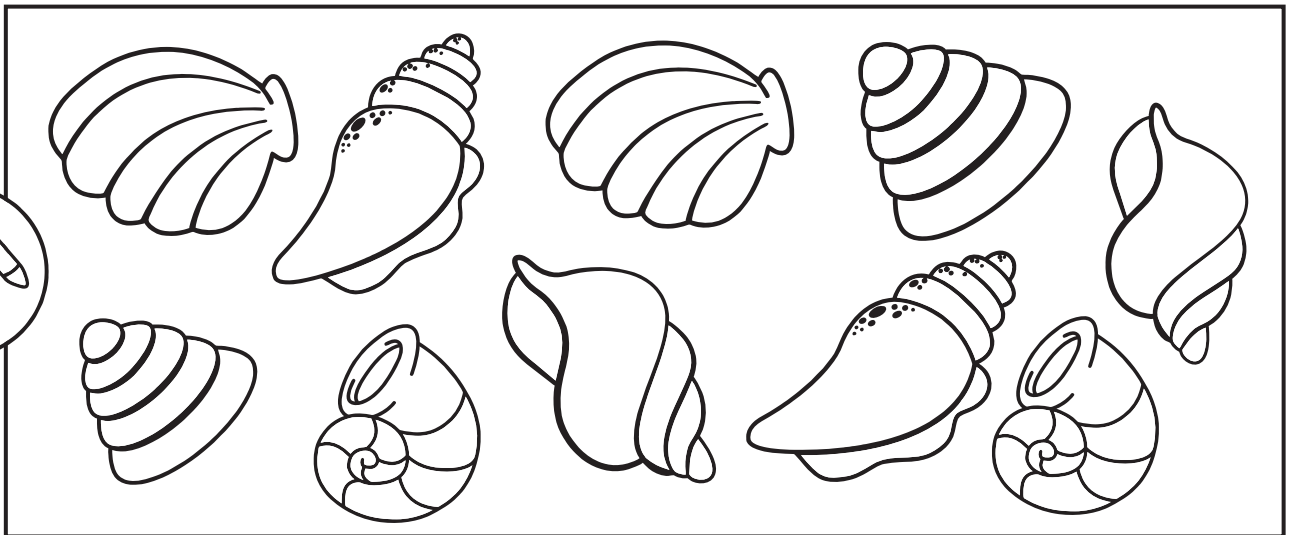
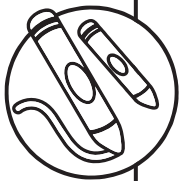


**two**

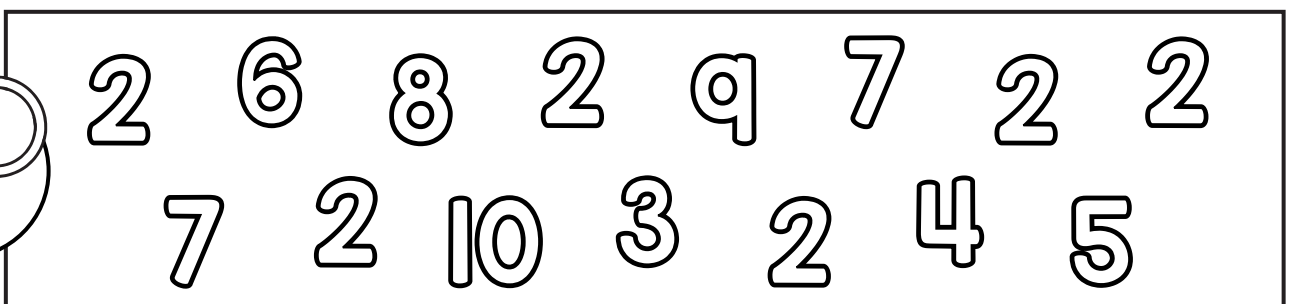

Trace the number.


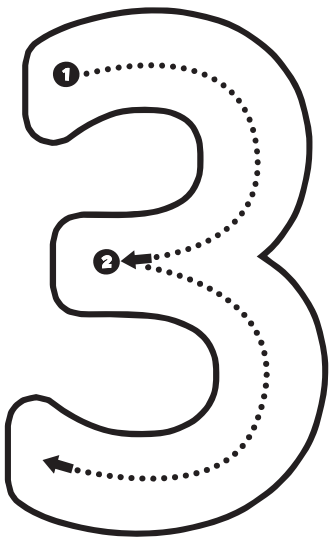


Color 2 shells.



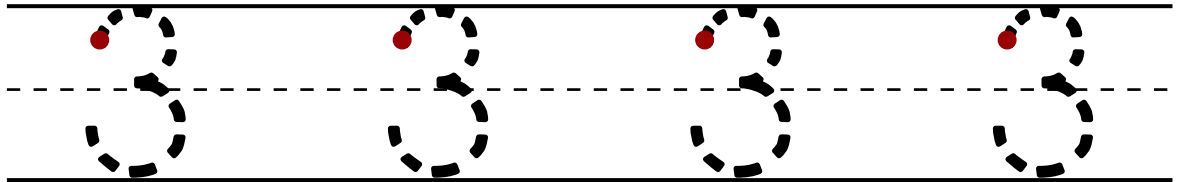

Find and color the number 2.



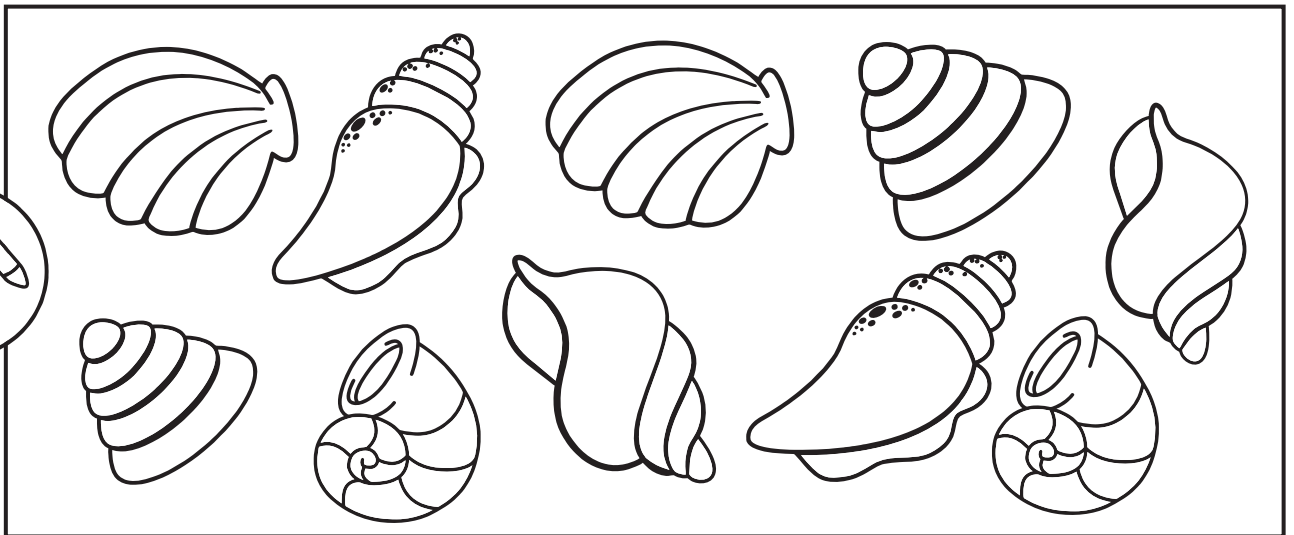
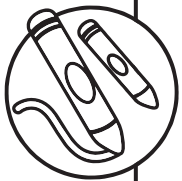


**three**

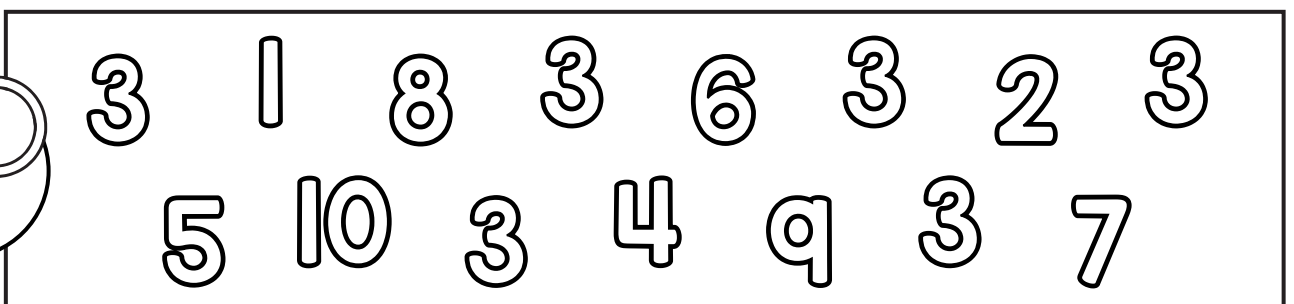

Trace the number.


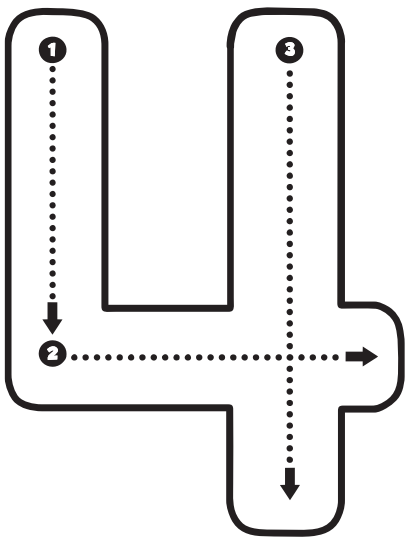


Color 3 shells.



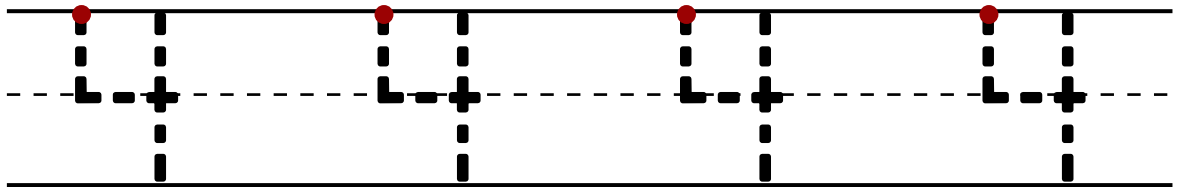

Find and color the number 3.



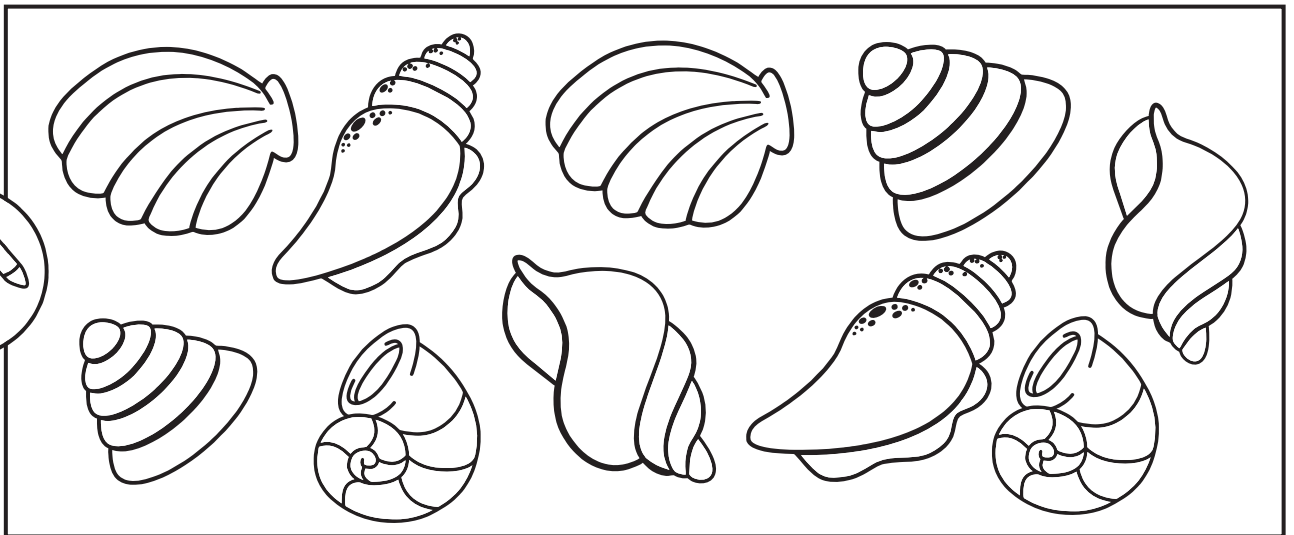
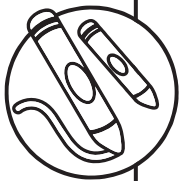


**four**

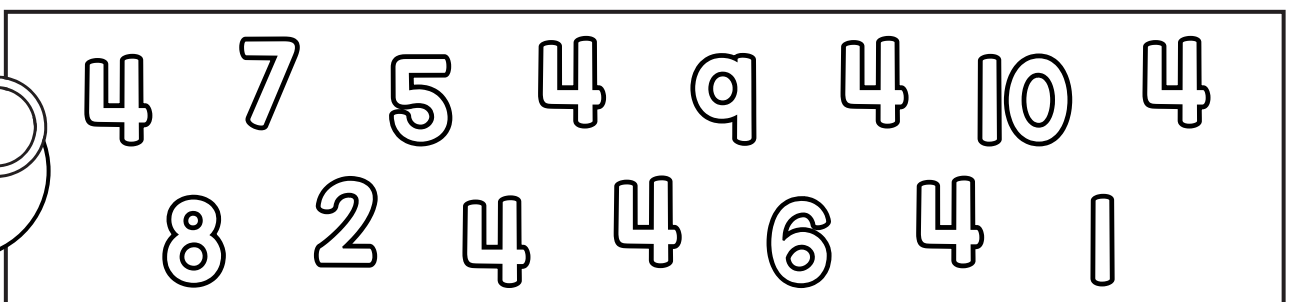

Trace the number.




Color 4 shells.



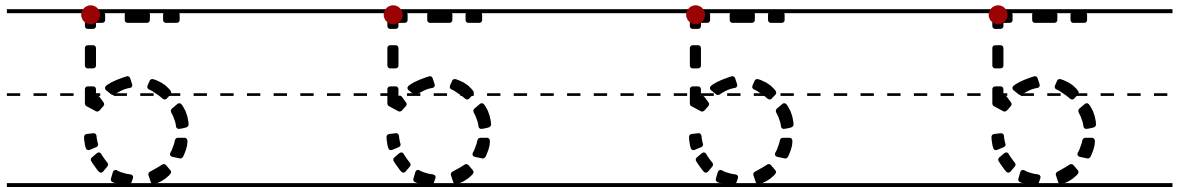

Find and color the number 4.



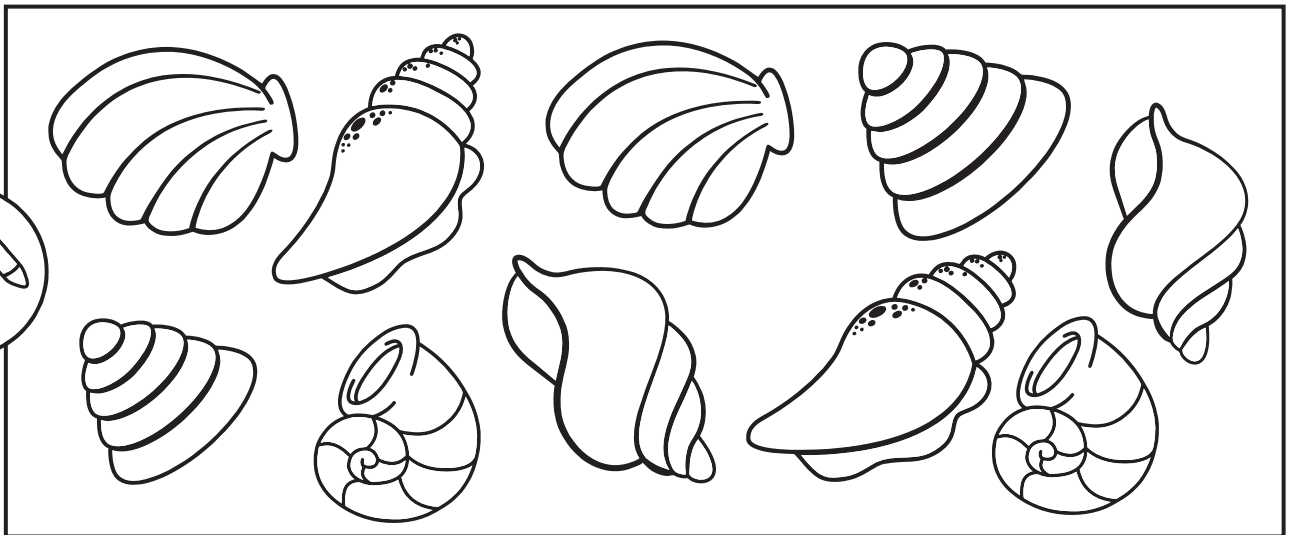
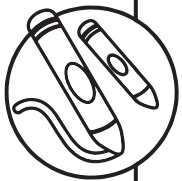


five

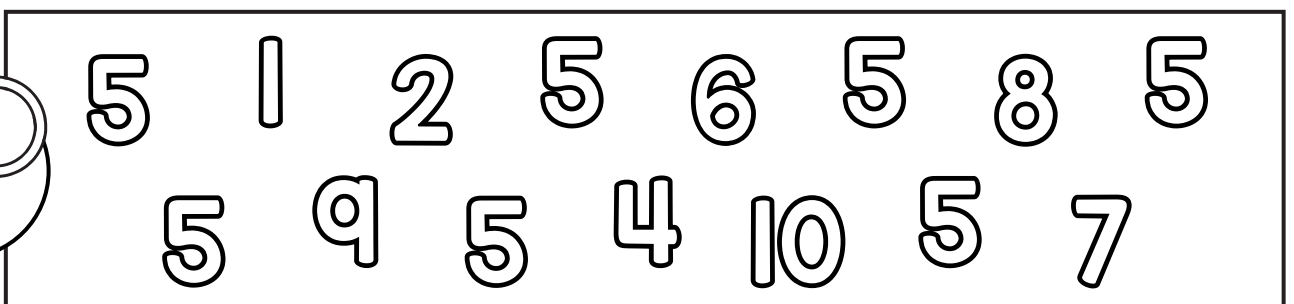

Trace the number.



Color 5 shells.



Find and color the number 5.















Name: \_\_\_\_\_

By Lavinia Pop © 2016

# Number Match

Cut and paste the scoops on the matching ice cream cone.


<b>1</b>	<b>2</b>	<b>3</b>	<b>4</b>
			





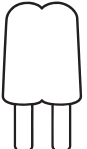
			
			

Name: \_\_\_\_\_

By Lavinia Pop © 2016

# Count and Graph



5					
4					
3					
2					
1					
					























Name: \_\_\_\_\_

By Lavinia Pop © 2016

# Patterns

Cut and paste the pictures to complete each pattern.











				
---	---	---	--	---

Name:

By Lavinia Pop © 2016

# Summer Scavenger Hunt

Color the smiley face if you find the following things.

<b>Shell</b>		
<b>Sandcastle</b>		
<b>Boat on the sea</b>		
<b>Red crab</b>		
<b>Colorful fish</b>		
<b>Bucket with dots</b>	