



**Thank you** for downloading this product; I hope you will enjoy using it and that it will be a valuable resource for you! I value your feedback, so please don't hesitate to contact me if you have any concerns whatsoever as I will endeavour to address them. And if you like what I've done, please let me know by leaving feedback at my online store :)

Lavinia

[lavinia@kinder-resources.com](mailto:lavinia@kinder-resources.com)

**ILLUSTRATIONS** Kari Bolt, Little Red, Ciclips Studio, Dancing Crayon Designs, Whimsy Clips, PartyHead Graphics, Ramona Majdis, Zip-a-Dee-doo-dah-Designs, Bunny on a Cloud, Krista Wallden - Creative Clips, Creating4 the Classroom, Rainbow Sprinkle Studio - Sasha Mitten, First Class Clipart, Erin Colleen Design

[teacherspayteachers.com/Store/Kari-Bolt](https://www.teacherspayteachers.com/Store/Kari-Bolt)    [teacherspayteachers.com/Store/Littlered](https://www.teacherspayteachers.com/Store/Littlered)    [teacherspayteachers.com/Store/Ciclips-Studio](https://www.teacherspayteachers.com/Store/Ciclips-Studio)  
[dancingcrayon.com](https://www.dancingcrayon.com)    [teacherspayteachers.com/Store/Whimsy-Clips](https://www.teacherspayteachers.com/Store/Whimsy-Clips)    [teacherspayteachers.com/StorePartyhead-Graphics](https://www.teacherspayteachers.com/Store/Partyhead-Graphics)  
[teacherspayteachers.com/Store/Ramona-Majdis](https://www.teacherspayteachers.com/Store/Ramona-Majdis)    [teacherspayteachers.com/Store/Zip-a-dee-doo-dah-Designs](https://www.teacherspayteachers.com/Store/Zip-a-dee-doo-dah-Designs)  
[teacherspayteachers.com/Store/Bunny-On-A-Cloud](https://www.teacherspayteachers.com/Store/Bunny-On-A-Cloud)    [teacherspayteachers.com/Store/Krista-Wallden-Creative-Clips](https://www.teacherspayteachers.com/Store/Krista-Wallden-Creative-Clips)  
[teacherspayteachers.com/Store/Creating4-The-Classroom](https://www.teacherspayteachers.com/Store/Creating4-The-Classroom)    [teacherspayteachers.com/Store/Rainbow-Sprinkle-Studio-Sasha-Mitten](https://www.teacherspayteachers.com/Store/Rainbow-Sprinkle-Studio-Sasha-Mitten)  
[teacherspayteachers.com/Store/First-Class-Clipart](https://www.teacherspayteachers.com/Store/First-Class-Clipart)    [teacherspayteachers.com/Store/Erin-Colleen-Design](https://www.teacherspayteachers.com/Store/Erin-Colleen-Design)

This packet contains Images used under license from Shutterstock.com

**FONTS** [schoolfonts.com.au](https://www.schoolfonts.com.au)    [teacherspayteachers.com/Store/Kimberly-Geswein-Fonts](https://www.teacherspayteachers.com/Store/Kimberly-Geswein-Fonts)  
[teacherspayteachers.com/Store/Ramonam-Graphics](https://www.teacherspayteachers.com/Store/Ramonam-Graphics)

**PRINTING TIP** This resource has been designed for printing on Letter-sized paper. If you are printing on a different size, select "shrink to printable area" or "print to fit page" (or a similar option) in order for the contents of this unit to print correctly.

Copyright © 2017 by Lavinia Pop - All rights reserved by author.

Purchase of this item entitles the purchaser the right to reproduce the pages for personal and classroom use. Duplication for other classes, an entire school or commercial purposes is strictly prohibited without written permission from the author. Minor editing is permitted only for personal use, however the document remains under copyright even when edited. Posting this item in whole or in part on the Internet in any form is strictly prohibited and is a violation of the Digital Millennium Copyright Act (DMCA).

Please be fair and don't share! If you are not the original purchaser of this file, please visit my store to purchase a copy. [Kinder-Resources.com](https://www.Kinder-Resources.com)

let's connect!



[Kinder-Resources.com](https://www.Kinder-Resources.com)



[facebook.com/KinderResources](https://facebook.com/KinderResources)



[instagram.com/laviniapop\\_kinder\\_resources](https://instagram.com/laviniapop_kinder_resources)



[pinterest.com/laviniapop](https://pinterest.com/laviniapop)

# Introduction & Contents

## **About this book:**

This book contains a collection of journal prompts for the month of June. The simple prompts are ideal for beginning and struggling writers in Kindergarten, Grade 1 and Grade 2.

*Cover page (page 5)*

*Color and label (pages 6-8)*

- girl at the beach
- fish
- crab

*List writing (pages 9-11)*

- Best summer activities
- Best ice cream flavors
- Ocean Creatures

*How to / procedural writing (pages 12-17)*

- How To Make Lemonade (with and without pictures)
- Life Cycle of a Honey Bee (with and without pictures)
- How To Make a Sandcastle (with and without pictures)

*Writing prompts with pictures (pages 18-27)*

- My dad can
- My dad is
- I know summer is here because
- In summer I wear
- When it is hot
- At the beach I can
- At the beach I see
- I can be sage when I play in the sun
- Crabs have
- Seahorses have

*Opinion writing with pictured choices (pages 28-30)*

- I would rather eat (an ice cream or a popsicle) because...
- I would rather have a (shark or dolphin) for a pet because...
- On a hot day, I would rather (read a book or swim in the pool) because...

*Opinion writing II (pages 30-33)*

- My dad is special... because
- The best thing about summer is... because
- I think the best ice cream flavour is... because

*Narrative writing (pages 32-37)*

- Describing fathers (sentence writing)
- Write a sentence to match the picture (two boys eating a banana split)
- Write a story to match the picture (father and daughter going fishing)
- Write a story to match the picture (divers in the ocean finding treasure chest)

*Narrative writing II (pages 38-42)*

- During summer vacation
- One day, it was so hot that
- If I lived in the ocean
- If I found a magic shell
- If I lived inside a sandcastle

*Acrostic poem (page 43)*

- June

*Simile poem (page 44)*


- My Dad

*Letter writing to a friend (page 45)*

*Additional page with handwriting lines (pages 46)*

Happy Teaching :)

# My June Journal



Name:

Name:

Date:

**Label the picture of the fish using the words below.**

**mouth**


**fin**

**scales**

**gill**

**tail**

**eye**

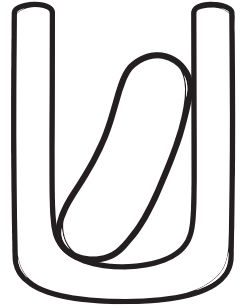


Name:

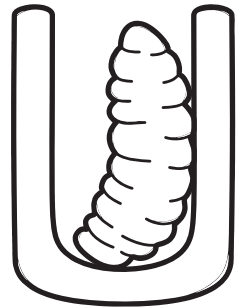
Date:

# LIFE CYCLE of a Honey Bee

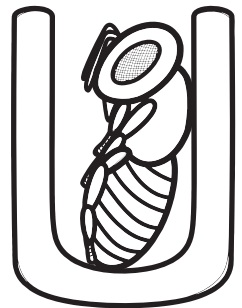
First,



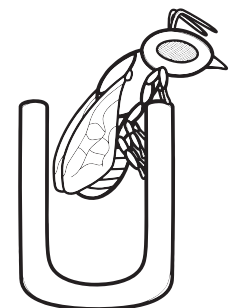
Next,



Then,



Last,



Name:

Date:

# LIFE CYCLE of a Honey Bee

First,

Blank handwriting practice lines for the word "First,".

Next,

Blank handwriting practice lines for the word "Next,".

Then,

Blank handwriting practice lines for the word "Then,".

Last,

Blank handwriting practice lines for the word "Last,".



Name:

Date:


<b>t-shirt</b> 	<b>shorts</b> 
<b>dress</b> 	<b>sunhat</b> 
<b>swimsuit</b> 	<b>flip flops</b> 

In summer I wear

Blank handwriting practice lines consisting of solid top and bottom lines with a dashed middle line.

Name:

Date:



One day, it was so

hot that