

PHONICS

of the

Week

LETTER


Flip Books

Name _____

By Lavinia Pop © 2013


Glue/Staple

I see a




boy.

Glue/Staple




bee.

Glue/Staple




ball.

Glue/Staple



book.


Glue/Staple







bear.

Name: _____

Use your flip book to help you label the pictures.



Bb




Name _____

By Lavinia Pop © 2013


Glue/Staple

I see a




boy.

Glue/Staple




bear.

Glue/Staple




book.

Glue/Staple



ball.

Glue/Staple



bee.

Lavinia Pop

Thank you for downloading this product; I hope you will enjoy using it and that it will be a valuable resource for you! I value your feedback, so please don't hesitate to contact me if you have any concerns whatsoever as I will endeavour to address them. And if you like what I've done, please let me know by leaving feedback at my online store :)

Lavinia

lavinia@kinder-resources.com



let's connect!

FONTS schoolfonts.com.au
teacherspayteachers.com/Store/Kimberly-Geswein-Fonts
teacherspayteachers.com/Store/Ramonam-Graphics

ILLUSTRATIONS Kari Bolt, Little Red, Dancing Crayon Designs, Whimsy Clips, Hidesy's Clipart, Ramona Majdis, Zip-a-Dee-doo-dah-Designs, Bunny on a Cloud

teacherspayteachers.com/Store/Kari-Bolt teacherspayteachers.com/Store/Littlered
dancingcrayon.com teacherspayteachers.com/Store/Whimsy-Clips teacherspayteachers.com/Store/Hidesys-Clipart
teacherspayteachers.com/Store/Ramona-Majdis teacherspayteachers.com/Store/Zip-a-dee-doo-dah-Designs
teacherspayteachers.com/Store/Bunny-On-A-Cloud

PRINTING TIP This resource has been designed for printing on A4-sized paper. If you are printing on a different size, select "shrink to printable area" or "print to fit page" (or a similar option) in order for the contents of this unit to print correctly.

Copyright © 2013 by Lavinia Pop - All rights reserved by author.

Purchase of this item entitles the purchaser the right to reproduce the pages for personal and classroom use. Duplication for other classes, an entire school or commercial purposes is strictly prohibited without written permission from the author. Minor editing is permitted only for personal use, however the document remains under copyright even when edited. Posting this item in whole or in part on the Internet in any form is strictly prohibited and is a violation of the Digital Millennium Copyright Act (DMCA).

Please be fair and don't share! If you are not the original purchaser of this file, please visit my store to purchase a copy. Kinder-Resources.com

Introduction

About this book



This book contains 26 flip books in color and black and white, 26 writing pages and 26 labelling pages. Each flip book displays a basic sight word sentence that introduces words that begin with the focus letter. This resource is differentiated for children in Preschool, Kindergarten (Prep) and Grade 1.

Directions for use

To assemble the flip books, cut out each rectangle, then along the lines of the bottom rectangle. Make sure that the top rectangle is left intact as it will form the base for the flip book. Arrange the "flips" (pages) one on top of the other and staple or glue them to the base.

Students will have lots of fun reading their flip books over and over again to friends and family!

Happy Teaching :)



The top and bottom rectangles have been cut out. The TOP rectangle has been left intact as it will form the base for the flip book.


The "flips" (pages) have been placed one on top of the other and stapled or glued to the base.



Name _____


By Lavinia Pop © 2013

Glue/Staple




ant.

I like the




ax.

Glue/Staple




apple.

Glue/Staple



astronaut.

Glue/Staple




anchor.

Name _____

By Lavinia Pop © 2013

Glue/Staple




ant.

I like the




ax.

Glue/Staple



apple.

Glue/Staple



astronaut.

Glue/Staple



anchor.

Name:

Letter Aa

Write a sentence from your flip book using one word that begins with the letter "a".

The "a" word I chose is...



Another "a" word is...


A picture of my sentence:





Name:


Use your flip book to help you label the pictures.











Name _____

By Lavinia Pop © 2013

Glue/Staple

I see a




boy,



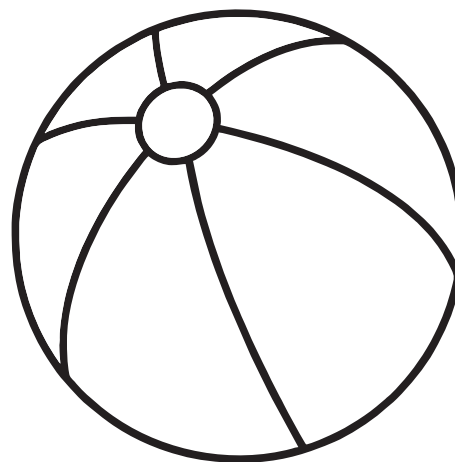
bear.

Glue/Staple




book.

Glue/Staple



ball.

Glue/Staple



bee.

Name _____

By Lavinia Pop © 2013

Glue/Staple

I see a



boy,

Glue/Staple



bear.

Glue/Staple




book.

Glue/Staple



ball.



bee.

Name:


Letter Bb

Write a sentence from your flip book using one word that begins with the letter "b".

The "b" word I chose is...



Another "b" word is...


A picture of my sentence:





Name:

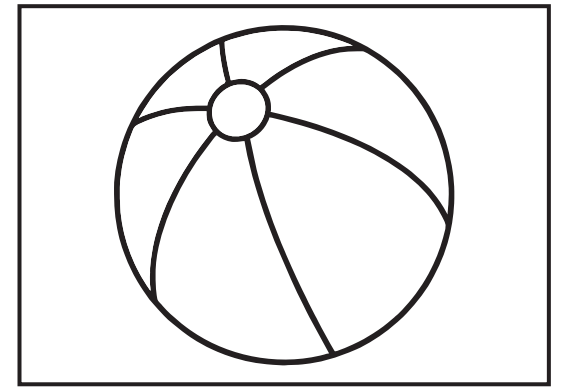
Use your flip book to help you label the pictures.












Name _____


By Lavinia Pop © 2013

Glue/Staple




COW.

That is a



cactus.

Glue/Staple




cake.

Glue/Staple



carrot.

Glue/Staple




cat.

Name _____


By Lavinia Pop © 2013

Glue/Staple



COW.

That is a



cactus.

Glue/Staple



cake.

Glue/Staple



carrot.

Glue/Staple



cat.

Name:

Letter Cc

Write a sentence from your flip book using one word that begins with the letter "c".

The "c" word I chose is...



Another "c" word is...


A picture of my sentence:





Name:

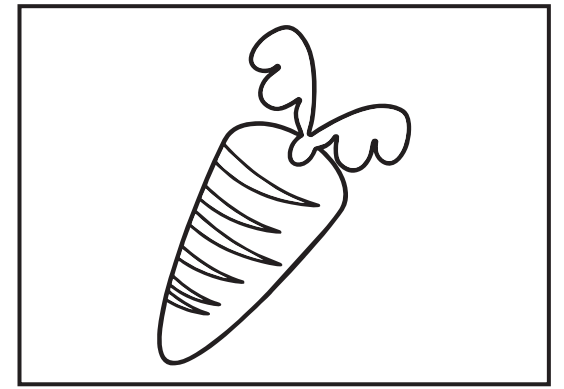
Use your flip book to help you label the pictures.











The pages in this packet were extracted from the Phonics Letter of the Week MEGA BUNDLE. Be sure to check it out if you require other alphabet worksheets and activities!

<https://kinder-resources.com/product/phonics-letter-of-the-week-mega-bundle/>

