

Superhero PRESCHOOL WORKSHEETS & ACTIVITIES

Name: _____

Number Tracing
Trace the numbers.

Name: _____

Prepositions
Color the word that shows the position of the superhero.

on	under	between	next to

Name: _____

What is Different?
Circle the picture that is different.

Name: _____

Missing Numbers
Cut and paste the missing numbers to complete the number sequence.

Name: _____

Beginning Sounds 1
Color the pictures that start with the beginning sound.

A			
B			

Name: _____

Alphabet Sequence 1
Write the missing letters.

Name: _____

Alphabet Tracing 1
Trace the letters.

Name: _____

Letters in My Name
Color the letters that make up your name.

My name is: _____



Thank you for downloading this product; I hope you will enjoy using it and that it will be a valuable resource for you! I value your feedback, so please don't hesitate to contact me if you have any concerns whatsoever as I will endeavour to address them. And if you like what I've done, please let me know by leaving feedback at my online store :)

Lavinia

lavinia@kinder-resources.com

ILLUSTRATIONS Kari Bolt, Little Red, Hidesy's Clipart, Dancing Crayon Designs, Whimsy Clips, Educlips Clip Art, Ramona Majdis, Zip-a-Dee-doo-dah-Designs, Bunny on a Cloud, Krista Wallden - Creative Clips, Creating4 the Classroom, Rainbow Sprinkle Studio - Sasha Mitten, First Class Clipart, Erin Colleen Design

teacherspayteachers.com/Store/Kari-Bolt teacherspayteachers.com/Store/Littered teacherspayteachers.com/Store/Hidesys-Clipart
dancingcrayon.com teacherspayteachers.com/Store/Whimsy-Clips teacherspayteachers.com/Store/Educlips
teacherspayteachers.com/Store/Ramona-Majdis teacherspayteachers.com/Store/Zip-a-dee-doo-dah-Designs
teacherspayteachers.com/Store/Bunny-On-A-Cloud teacherspayteachers.com/Store/Krista-Wallden-Creative-Clips
teacherspayteachers.com/Store/Creating4-The-Classroom teacherspayteachers.com/Store/Rainbow-Sprinkle-Studio-Sasha-Mitten
teacherspayteachers.com/Store/First-Class-Clipart teacherspayteachers.com/Store/Erin-Colleen-Design

This packet contains Images used under license from Shutterstock.com

FONTS schoolfonts.com.au teacherspayteachers.com/Store/Kimberly-Geswein-Fonts
teacherspayteachers.com/Store/Ramonam-Graphics

PRINTING TIP This resource has been designed for printing on A4-sized paper. If you are printing on a different size, select "shrink to printable area" or "print to fit page" (or a similar option) in order for the contents of this unit to print correctly.

Copyright © 2024 by Lavinia Pop - All rights reserved by author.

Purchase of this item entitles the purchaser the right to reproduce the pages for personal and classroom use. Duplication for other classes, an entire school or commercial purposes is strictly prohibited without written permission from the author. Minor editing is permitted only for personal use, however the document remains under copyright even when edited. Posting this item in whole or in part on the Internet in any form is strictly prohibited and is a violation of the Digital Millennium Copyright Act (DMCA).

Please be fair and don't share! If you are not the original purchaser of this file, please visit my store to purchase a copy. Kinder-Resources.com

let's connect!



Kinder-Resources.com



facebook.com/KinderResources



instagram.com/laviniapop_kinder_resources



pinterest.com/laviniapop

Introduction

About this book

This book contains a collection of superhero themed worksheets for use with children in Preschool, Pre-Kindergarten, Transitional Kindergarten and Kindergarten (Prep/Foundation).

Following is an outline of the activities included in this unit and suggestions for use.

Superhero Treasure Letters in My Name

Children will color the letters that make up their name.

Superhero Cut and Paste Fun

Children will cut out the different items and paste them together to make a picture.

Superhero Pasting Fun (5 pages)

Materials needed: colored torn tissue paper

Children will paste torn tissue paper to fill in the picture.

Superhero Pre-Writing Practice (2 pages)

Children will trace inside the different paths from left to right.

Superhero Tracing Fun (5 pages)

Children will trace along the dashed lines and then color the picture.

Superhero Alphabet Tracing (2 pages)

Children will trace the letters and then color the pictures.

Superhero Letter Matching (5 pages)

Children will circle the letter that matches the letter at the front of the row.

Superhero Alphabet Sequence (2 pages)

Children will trace the letters and write the missing letters to complete the alphabet sequence.

Superhero Numbers, Letters and Words

Children will color the picture using the code.

Superhero Beginning sounds (5 pages)

Children will color the pictures that start with the sound identified at the front of the row.

Superhero Syllables

Children will color the number that shows how many syllables are in each word.

Superhero Rhyming Words

Children will draw a line to match the pictures that rhyme.

Superhero CVC Words

Children will cut and paste the CVC words next to the matching pictures.

Superhero Sight Words Color by Code (5 pages)

Children will color the circles of sight words using the code.

Superheroes Emergent Reader (color and B&W) with comprehension questions

Children will read the reader and answer the comprehension questions. Two options of the comprehension page are included: one with picture support and one without.

Superhero What is Different?

Children will circle the picture that is different in each row.

Superhero What Doesn't Belong?

Children will circle the picture that doesn't belong in each row.

Sorting: super people / super animals

Children will cut out the items from the bottom of the page and paste them in the correct category.

Superhero rescuing a person Sequencing

Children will cut out the pictures from the side of the page and paste them in order to show the order of events.

Superhero Read and Color

Children will color the picture following the instructions at the bottom the page.

Superhero Number Tracing

Children will trace the numbers and color the pictures.

Superhero Counting

Children will count the objects and color the circle with the correct number.

Superhero Number Match (2 pages)

Children will cut out the numbers from the side of the page and paste them in the correct boxes.

Superhero Color by Code Number Sense (5 pages)

Children will color the different number representations using the code.

Superhero Missing Numbers

Children will cut and paste the numbers in the empty boxes.

Superhero Number Order (2 pages)

Children will cut out the puzzle strips from the bottom of the page and paste them in order to reveal the picture.

Superhero Which Group Has More?

Children will circle the group that has more.

Superhero Count and Graph

Children will count how many of each picture and complete the graph.

Superhero Shapes (2 pages)

Children will cut and paste the shapes on the badges next to the matching superhero shapes.

Superhero Height Order

Children will cut and paste the items in order by height.

Superhero Matching Shadows

Children will cut and paste the pictures on to top of their matching shadows.

Superhero Matching Bottom Halves

Children will cut and paste the missing halves to complete each picture.

Superhero Prepositions

Children will color the word that shows the position of the superhero.

Superhero Patterns (AB)

Children will cut out the pictures from the bottom of the page and paste them in the correct box to complete each pattern.

Happy Teaching :)

Name:



Pasting Fun 3: Star

Glue tissue paper on the picture.

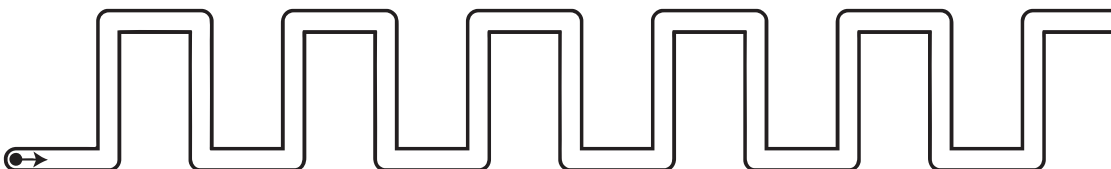


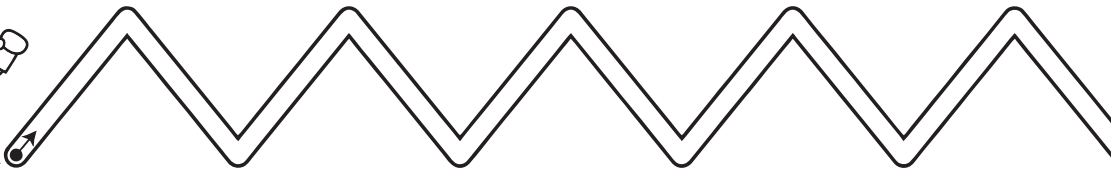

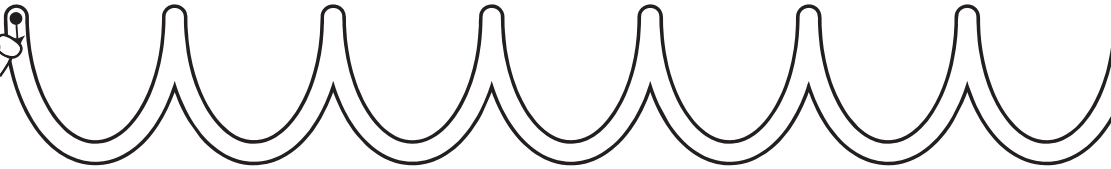



Name: _____



Pre-Writing Practice 1

Trace inside each path to help the superheroes catch the thief.



Name:


--




Letter Match 1

Circle the lower case letter that matches the upper case letter.

	e a o
-----------------------------------------------------------------------------------	-----------------

	t d b
------------------------------------------------------------------------------------	-----------------

	c z e
-------------------------------------------------------------------------------------	-----------------

	h d t
-------------------------------------------------------------------------------------	-----------------





	a e s
-------------------------------------------------------------------------------------	-----------------




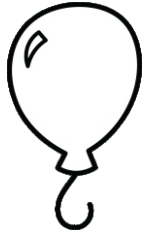
Name:









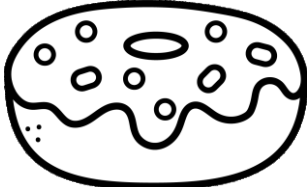

Beginning Sounds 1





Color the pictures that start with the beginning sound.

			
-----------------------------------------------------------------------------------	-----------------------------------------------------------------------------------	------------------------------------------------------------------------------------	-------------------------------------------------------------------------------------

			
------------------------------------------------------------------------------------	------------------------------------------------------------------------------------	-------------------------------------------------------------------------------------	--------------------------------------------------------------------------------------

			
-------------------------------------------------------------------------------------	-------------------------------------------------------------------------------------	--------------------------------------------------------------------------------------	---------------------------------------------------------------------------------------

			
-------------------------------------------------------------------------------------	-------------------------------------------------------------------------------------	--------------------------------------------------------------------------------------	---------------------------------------------------------------------------------------

			
-------------------------------------------------------------------------------------	-------------------------------------------------------------------------------------	--------------------------------------------------------------------------------------	---------------------------------------------------------------------------------------

Name: _____



Sight Words 4

Color each circle using the code:



find



for



look



we



are



make




need



where

find	find	for	for	for	for	for	find	find	need
find	for	for	we	are	we	for	we	find	find
find	for	we	for	we	for	we	for	find	find
find	we	are	we	are	we	are	we	find	find
find	are	we	are	we	are	we	are	find	find
are	need	need	make	look	make	need	need	are	find
we	need	need	need	need	need	need	need	are	find
find	find	make	make	make	make	make	find	find	find
find	find	need	need	make	need	need	find	find	find
where	where	make	make	where	make	make	where	where	where

Superheroes



Name

Lavinia Pop © 2024



Superheroes are kind.




Superheroes are brave.



Superheroes are strong.

Name: _____



Reading Comprehension

Answer the questions.

1. What is the book about?

- A cats
- B superheroes

2. Superheroes are...

- A mean
- B kind

3. Superheroes are...

- A strong
- B weak

4. Superheroes are....




- A slow
- B fast

Name:



What is Different?

Circle the picture that is different.

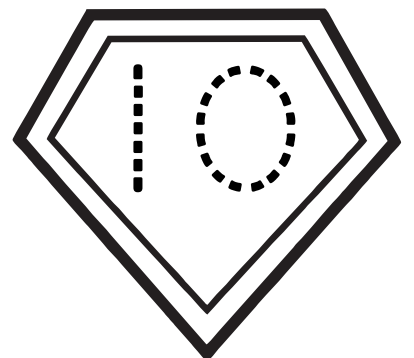
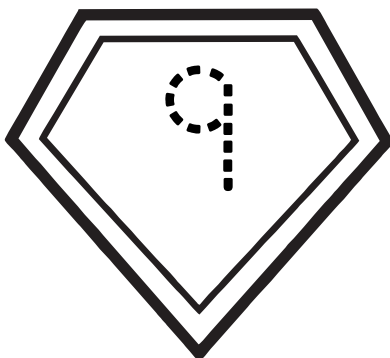
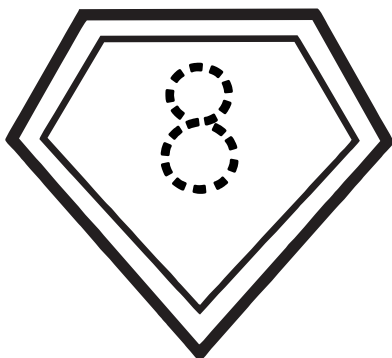
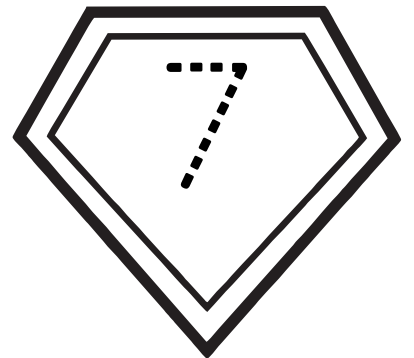
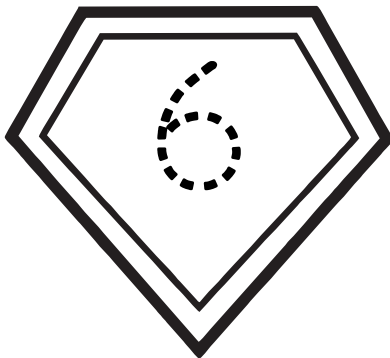
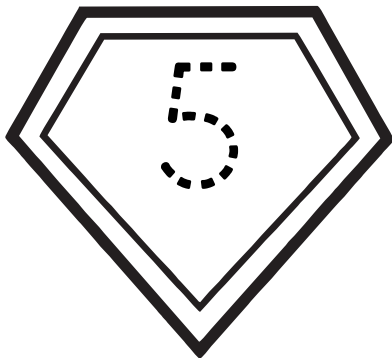
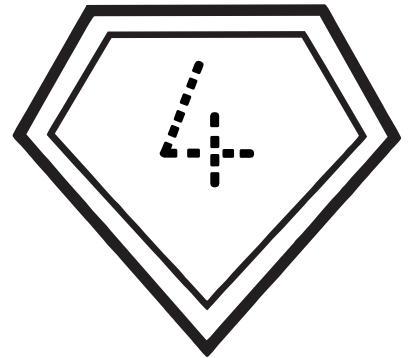


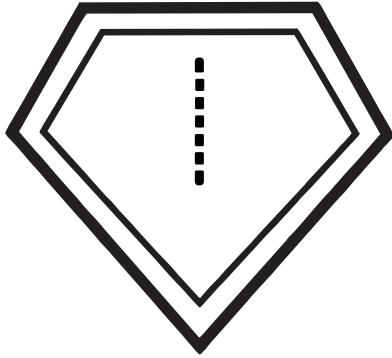



Name: _____



Number Tracing

Trace the numbers.



















Name: _____




Number Match 2

Cut and paste the numbers in the correct box.





Name: _____

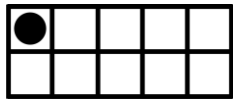


Number Sense: Numbers 1 and 2

Color the picture using the code.



red



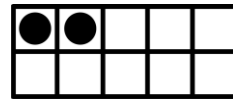
orange



yellow




green



blue



black



Name: _____



Matching Halves

Cut and paste the pieces to complete each picture.

