

PHONICS

of the Week

LETTER

Activity Books



Color B and b.

Circle the pictures that begin with "b".

Trace the upper and lower case letters.

B **b** **M** **Y**

B **o** **o** **K**

Name: _____

Lavinia Pop © 2013

Thank you for downloading this product; I hope you will enjoy using it and that it will be a valuable resource for you! I value your feedback, so please don't hesitate to contact me if you have any concerns whatsoever as I will endeavour to address them. And if you like what I've done, please let me know by leaving feedback at my online store :)

Lavinia

lavinia@kinder-resources.com

ILLUSTRATIONS Kari Bolt, Little Red, Hidesy's Clipart, Dancing Crayon Designs, Whimsy Clips, Educlips Clip Art, Ramona Majdis, Zip-a-Dee-doo-dah-Designs, Bunny on a Cloud, Krista Wallden - Creative Clips, Creating4 the Classroom, Rainbow Sprinkle Studio - Sasha Mitten, First Class Clipart, Erin Colleen Design

teacherspayteachers.com/Store/Kari-Bolt teacherspayteachers.com/Store/Littered teacherspayteachers.com/Store/Hidesys-Clipart
dancingcrayon.com teacherspayteachers.com/Store/Whimsy-Clips teacherspayteachers.com/Store/Educlips
teacherspayteachers.com/Store/Ramona-Majdis teacherspayteachers.com/Store/Zip-a-dee-doo-dah-Designs
teacherspayteachers.com/Store/Bunny-On-A-Cloud teacherspayteachers.com/Store/Krista-Wallden-Creative-Clips
teacherspayteachers.com/Store/Creating4-The-Classroom teacherspayteachers.com/Store/Rainbow-Sprinkle-Studio-Sasha-Mitten
teacherspayteachers.com/Store/First-Class-Clipart teacherspayteachers.com/Store/Erin-Colleen-Design

This packet contains Images used under license from Shutterstock.com

FONTS schoolfonts.com.au teacherspayteachers.com/Store/Kimberly-Geswein-Fonts
teacherspayteachers.com/Store/Ramonam-Graphics

PRINTING TIP This resource has been designed for printing on A4-sized paper. If you are printing on a different size, select "shrink to printable area" or "print to fit page" (or a similar option) in order for the contents of this unit to print correctly.

Copyright © 2013 by Lavinia Pop - All rights reserved by author.

Purchase of this item entitles the purchaser the right to reproduce the pages for personal and classroom use. Duplication for other classes, an entire school or commercial purposes is strictly prohibited without written permission from the author. Minor editing is permitted only for personal use, however the document remains under copyright even when edited. Posting this item in whole or in part on the Internet in any form is strictly prohibited and is a violation of the Digital Millennium Copyright Act (DMCA).

Please be fair and don't share! If you are not the original purchaser of this file, please visit my store to purchase a copy. Kinder-Resources.com

let's connect!



Kinder-Resources.com



facebook.com/KinderResources



instagram.com/laviniapop_kinder_resources



pinterest.com/laviniapop

Introduction

The Foldable Alphabet Activity Books: A-Z includes 26 single-page foldable booklets, ideal for children in Preschool, Kindergarten, and Grade 1. Each booklet is crafted to support young learners in developing essential alphabet skills through fun and interactive activities.

Directions for Use:

Creating each foldable booklet is easy.

1. Fold the page in half horizontally.
2. Fold it again vertically.





No cutting or stapling is needed, making the process quick and mess-free.

Activities in Each Booklet:

1. Tracing letters: Children will trace both the upper and lower case focus letter to practice writing.
2. Picture identification: Identify pictures that start with the focus letter, reinforcing letter-sound associations.
3. Letter recognition: Identify the written focus letter in both upper and lower case, enhancing letter recognition skills.

Perfect for classrooms and homeschooling these foldable alphabet activity books provide a hands-on approach to learning the alphabet, making early literacy engaging and effective.

Happy Teaching :)



Circle the pictures that begin with "a".

Color A and a.

A grid of letters in circles for coloring. The letters are: Row 1: A, R, e, A; Row 2: a, s, d, A; Row 3: r, D, d, k; Row 4: G, E, c, H; Row 5: z, a, c, z; Row 6: S, d, D, A; Row 7: Y, I, A, f; Row 8: d, h, P, t.


Trace the upper and lower case letters.

Tracing lines for uppercase letter 'A'.

Tracing lines for lowercase letter 'a'.

MY




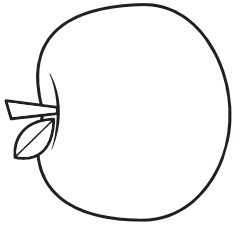
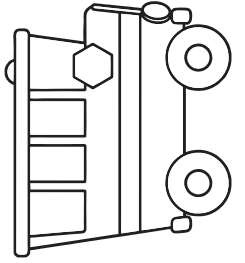
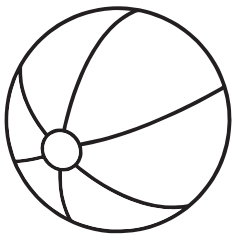
Apple



BOOK


Name:

Blank box for writing the name.

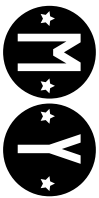
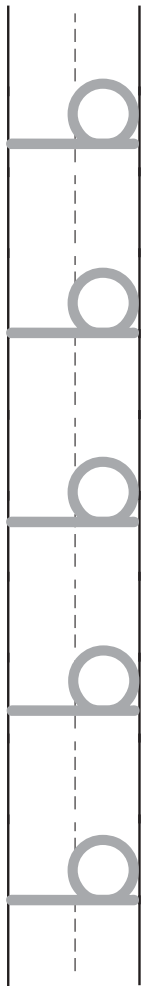
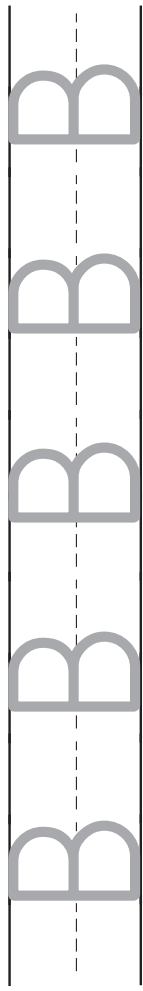


Circle the pictures that begin with "b".


Color B and b.



Trace the upper and lower case letters.



My Bb




My Book


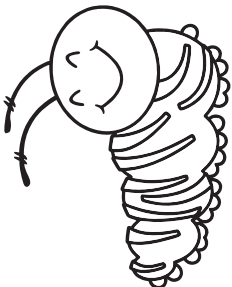

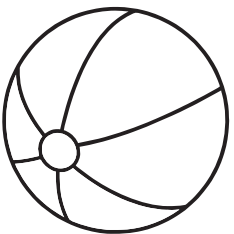
Name:

Blank box for writing the name.

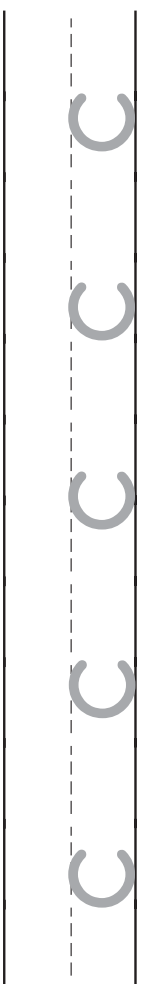
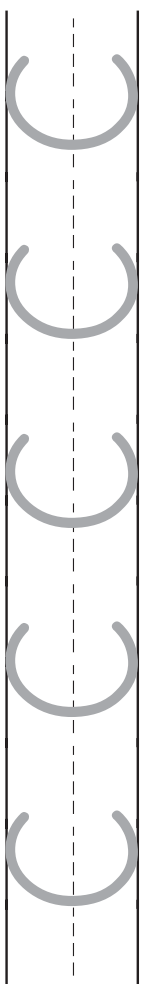
Color c and c.



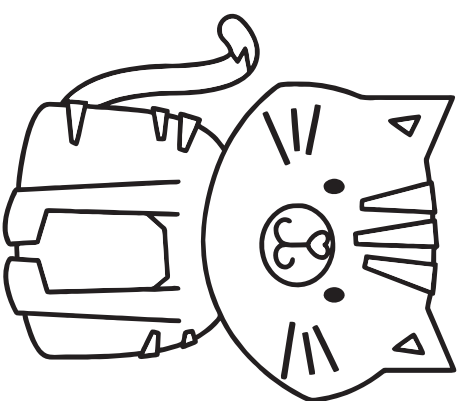

Circle the pictures that begin with "c".



Trace the upper and lower case letters.



M Y



B*O*O*K

Name:

Blank box for writing the name.

