



# Write the Room

Lavinia Pop © 2013

Lavinia Pop © 2013

Lavinia Pop © 2013

Lavinia Pop © 2013

pen

pot

pet




pig

Name: \_\_\_\_\_

Date: \_\_\_\_\_

Pp

Write the correct word for each picture.

	<hr/> <hr/> <hr/>		<hr/> <hr/> <hr/>
	<hr/> <hr/> <hr/>		<hr/> <hr/> <hr/>
	<hr/> <hr/> <hr/>		<hr/> <hr/> <hr/>
	<hr/> <hr/> <hr/>		<hr/> <hr/> <hr/>

**Thank you** for downloading this product; I hope you will enjoy using it and that it will be a valuable resource for you! I value your feedback, so please don't hesitate to contact me if you have any concerns whatsoever as I will endeavour to address them. And if you like what I've done, please let me know by leaving feedback at my online store :)

Lavinia

[lavinia@kinder-resources.com](mailto:lavinia@kinder-resources.com)

**ILLUSTRATIONS** Kari Bolt, Erin Colleen Design, Little Red, Whimsy Clips, PartyHead Graphics, Ramona Majdis, Zip-a-Dee-doo-dah-Designs, Bunny on a Cloud, Krista Wallden - Creative Clips, Creating4 the Classroom, Rainbow Sprinkle Studio - Sasha Mitten, First Class Clipart, ClipArtisan, Muggy Studio

[teacherspayteachers.com/Store/Kari-Bolt](https://www.teacherspayteachers.com/Store/Kari-Bolt)    [teacherspayteachers.com/Store/Erin-Colleen-Design](https://www.teacherspayteachers.com/Store/Erin-Colleen-Design)  
[teacherspayteachers.com/Store/Littlered](https://www.teacherspayteachers.com/Store/Littlered)    [teacherspayteachers.com/Store/Whimsy-Clips](https://www.teacherspayteachers.com/Store/Whimsy-Clips)    [teacherspayteachers.com/Store/Partyhead-Graphics](https://www.teacherspayteachers.com/Store/Partyhead-Graphics)  
[teacherspayteachers.com/Store/Ramona-Majdis](https://www.teacherspayteachers.com/Store/Ramona-Majdis)    [teacherspayteachers.com/Store/Zip-a-dee-doo-dah-Designs](https://www.teacherspayteachers.com/Store/Zip-a-dee-doo-dah-Designs)  
[teacherspayteachers.com/Store/Bunny-On-A-Cloud](https://www.teacherspayteachers.com/Store/Bunny-On-A-Cloud)    [teacherspayteachers.com/Store/Krista-Wallden-Creative-Clips](https://www.teacherspayteachers.com/Store/Krista-Wallden-Creative-Clips)  
[teacherspayteachers.com/Store/Creating4-The-Classroom](https://www.teacherspayteachers.com/Store/Creating4-The-Classroom)    [teacherspayteachers.com/Store/Rainbow-Sprinkle-Studio-Sasha-Mitten](https://www.teacherspayteachers.com/Store/Rainbow-Sprinkle-Studio-Sasha-Mitten)  
[teacherspayteachers.com/Store/First-Class-Clipart](https://www.teacherspayteachers.com/Store/First-Class-Clipart)    [etsy.com/au/shop/ClipArtisan](https://www.etsy.com/au/shop/ClipArtisan)    [teacherspayteachers.com/Store/Muggy-Studio](https://www.teacherspayteachers.com/Store/Muggy-Studio)

This packet contains Images used under license from Shutterstock.com

**FONTS** [schoolfonts.com.au](http://schoolfonts.com.au)    [teacherspayteachers.com/Store/Kimberly-Geswein-Fonts](https://www.teacherspayteachers.com/Store/Kimberly-Geswein-Fonts)  
[teacherspayteachers.com/Store/Ramonam-Graphics](https://www.teacherspayteachers.com/Store/Ramonam-Graphics)

**PRINTING TIP** This resource has been designed for printing on A4-sized paper. If you are printing on a different size, select "shrink to printable area" or "print to fit page" (or a similar option) in order for the contents of this unit to print correctly.

Copyright ©2013 by Lavinia Pop - All rights reserved by author.

Purchase of this item entitles the purchaser the right to reproduce the pages for personal and classroom use. Duplication for other classes, an entire school or commercial purposes is strictly prohibited without written permission from the author. Minor editing is permitted only for personal use, however the document remains under copyright even when edited. Posting this item in whole or in part on the Internet in any form is strictly prohibited and is a violation of the Digital Millennium Copyright Act (DMCA).

Please be fair and don't share! If you are not the original purchaser of this file, please visit my store to purchase a copy. [Kinder-Resources.com](http://Kinder-Resources.com)

let's connect!



[Kinder-Resources.com](http://Kinder-Resources.com)



[facebook.com/KinderResources](https://facebook.com/KinderResources)



[instagram.com/laviniapop\\_kinder\\_resources](https://instagram.com/laviniapop_kinder_resources)



[pinterest.com/laviniapop](https://pinterest.com/laviniapop)

# Introduction

## **About this book:**

This book contains 192 cards (mostly CVC words) and 24 recording worksheets that can be used as a literacy center or a Write the Room activity. The focus of the contents of this packet is on initial (beginning) sounds.

## **Directions for use:**

To prepare the cards for use, print, laminate and cut them apart. Print the recording pages and store together with the corresponding cards according to initial sounds.


If using in a center, place the cards in a tub. Children take a card out and read the word on the card. Next, they find the matching picture on their recording page and write the word next to it.

If using as a Write the Room activity, place the cards around the room for children to find. Provide each child with a recording page and a clipboard. As children spot the pictures that match with the picture on their response sheet, they write down the corresponding word.


This activity can be differentiated to meet the needs of your students: you can focus on one initial letter at a time and each child receives the same recording sheet, or a few letters can be done at the same time and each child can be given a different recording page; one child can work on the letter Aa words, one on the letter Bb words, etc.

The recording pages can also be used independently as an assessment worksheet for CVC words or they can be sent home as homework, or handed out to early finishers.


Happy Teaching :)



**ham**




**hat**




**hen**




**hit**



**hid**



**hot**



**hop**



**hug**

Name:

Blank box for writing the name.


Lavinia Pop © 2013

Date:


Blank box for writing the date.

HH


Write the correct word for each picture.




Blank handwriting lines for the word 'hat'.




Blank handwriting lines for the word 'chicken'.



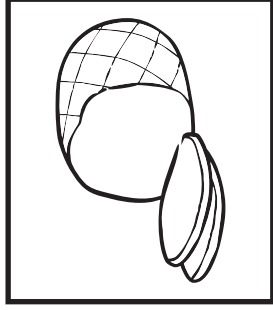
Blank handwriting lines for the word 'temperature'.




Blank handwriting lines for the word 'reading'.



Blank handwriting lines for the word 'jump'.



Blank handwriting lines for the word 'pancakes'.



Blank handwriting lines for the word 'piñata'.



Blank handwriting lines for the word 'milk'.