

# letters & numbers

## SORTING ACTIVITY

upper case letters | lower case letters | numbers







**Thank you** for downloading this product; I hope you will enjoy using it and that it will be a valuable resource for you! I value your feedback, so please don't hesitate to contact me if you have any concerns whatsoever as I will endeavour to address them. And if you like what I've done, please let me know by leaving feedback at my online store :)

Lavinia

[lavinia@kinder-resources.com](mailto:lavinia@kinder-resources.com)

**ILLUSTRATIONS** Kari Bolt, Little Red, Hidesy's Clipart, Dancing Crayon Designs, Whimsy Clips, Educlips Clip Art, Ramona Majdis, Zip-a-Dee-doo-dah-Designs, Bunny on a Cloud, Krista Wallden - Creative Clips, Creating4 the Classroom, Rainbow Sprinkle Studio - Sasha Mitten, First Class Clipart, Erin Colleen Design

[teacherspayteachers.com/Store/Kari-Bolt](https://teacherspayteachers.com/Store/Kari-Bolt)   [teacherspayteachers.com/Store/Littered](https://teacherspayteachers.com/Store/Littered)   [teacherspayteachers.com/Store/Hidesys-Clipart](https://teacherspayteachers.com/Store/Hidesys-Clipart)  
[dancingcrayon.com](https://dancingcrayon.com)   [teacherspayteachers.com/Store/Whimsy-Clips](https://teacherspayteachers.com/Store/Whimsy-Clips)   [teacherspayteachers.com/Store/Educlips](https://teacherspayteachers.com/Store/Educlips)  
[teacherspayteachers.com/Store/Ramona-Majdis](https://teacherspayteachers.com/Store/Ramona-Majdis)   [teacherspayteachers.com/Store/Zip-a-dee-doo-dah-Designs](https://teacherspayteachers.com/Store/Zip-a-dee-doo-dah-Designs)  
[teacherspayteachers.com/Store/Bunny-On-A-Cloud](https://teacherspayteachers.com/Store/Bunny-On-A-Cloud)   [teacherspayteachers.com/Store/Krista-Wallden-Creative-Clips](https://teacherspayteachers.com/Store/Krista-Wallden-Creative-Clips)  
[teacherspayteachers.com/Store/Creating4-The-Classroom](https://teacherspayteachers.com/Store/Creating4-The-Classroom)   [teacherspayteachers.com/Store/Rainbow-Sprinkle-Studio-Sasha-Mitten](https://teacherspayteachers.com/Store/Rainbow-Sprinkle-Studio-Sasha-Mitten)  
[teacherspayteachers.com/Store/First-Class-Clipart](https://teacherspayteachers.com/Store/First-Class-Clipart)   [teacherspayteachers.com/Store/Erin-Colleen-Design](https://teacherspayteachers.com/Store/Erin-Colleen-Design)

This packet contains Images used under license from Shutterstock.com

**FONTS** [schoolfonts.com.au](https://schoolfonts.com.au)   [teacherspayteachers.com/Store/Kimberly-Geswein-Fonts](https://teacherspayteachers.com/Store/Kimberly-Geswein-Fonts)  
[teacherspayteachers.com/Store/Ramonam-Graphics](https://teacherspayteachers.com/Store/Ramonam-Graphics)

**PRINTING TIP** This resource has been designed for printing on A4-sized paper. If you are printing on a different size, select "shrink to printable area" or "print to fit page" (or a similar option) in order for the contents of this unit to print correctly.

Copyright © 2013 by Lavinia Pop - All rights reserved by author.

Purchase of this item entitles the purchaser the right to reproduce the pages for personal and classroom use. Duplication for other classes, an entire school or commercial purposes is strictly prohibited without written permission from the author. Minor editing is permitted only for personal use, however the document remains under copyright even when edited. Posting this item in whole or in part on the Internet in any form is strictly prohibited and is a violation of the Digital Millennium Copyright Act (DMCA).

Please be fair and don't share! If you are not the original purchaser of this file, please visit my store to purchase a copy. [Kinder-Resources.com](https://Kinder-Resources.com)

let's connect!



[Kinder-Resources.com](https://Kinder-Resources.com)



[facebook.com/KinderResources](https://facebook.com/KinderResources)



[instagram.com/laviniapop\\_kinder\\_resources](https://instagram.com/laviniapop_kinder_resources)



[pinterest.com/laviniapop](https://pinterest.com/laviniapop)

# Introduction

Enhance letter and number recognition skills with the Apple Sorting activity. This engaging and hands-on learning tool is perfect for Preschool and Kindergarten children. The activity is designed to help children practice recognizing and sorting upper and lower case letters as well as numbers. It is perfect for reinforcing alphabet and number skills in a hands-on way.

## How to Prepare:

- Print the pages.
- Laminate them for durability.
- Cut out all the pieces.

## Activity Goals:

- *Letter Sorting:* Children will sort apples into baskets to distinguish between upper and lower case letters.
- *Number Sorting:* Children will identify and sort numbers into the correct baskets.
- *Alphabetical and Numerical Order:* Use the cards to practice putting letters and numbers in order.
- *Matching:* Match upper and lower case letters together.

## Educational Benefits:

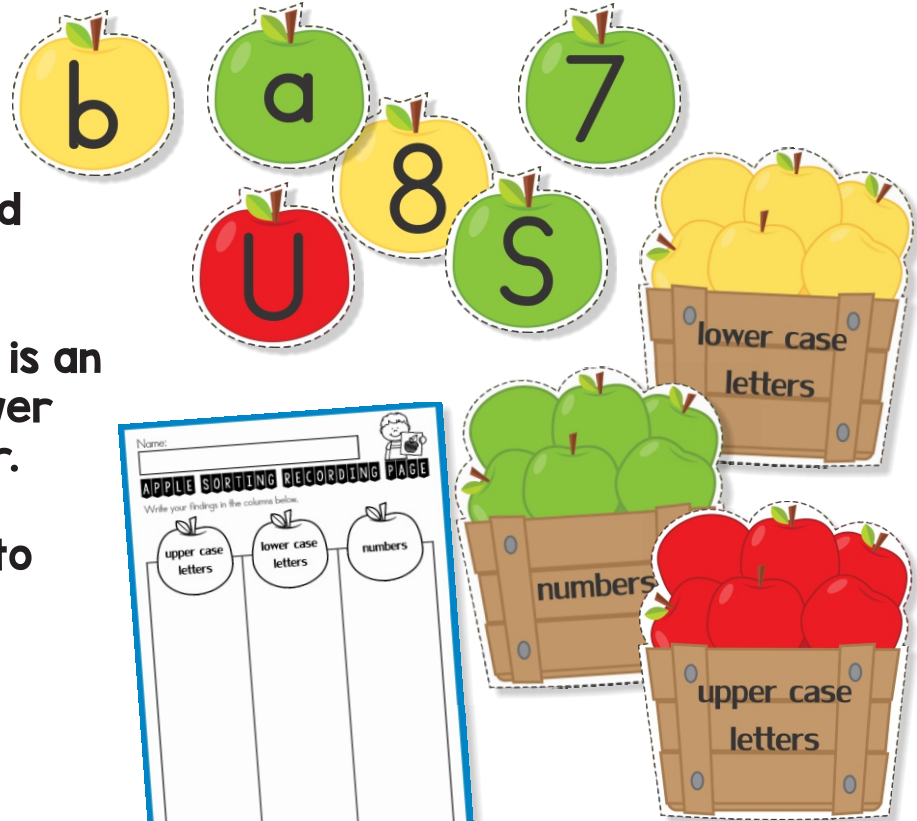
- *Letter Recognition:* Helps children differentiate between upper and lower case letters.
- *Number Recognition:* Reinforces the identification of numbers.
- *Alphabet and Number Sequencing:* Promotes understanding of alphabetical and numerical order.
- *Interactive Learning:* Encourages active participation and hands-on learning.

Perfect for literacy centers, morning tubs, or homeschooling, this Apple Sorting activity offers a comprehensive and enjoyable way to boost early literacy and numeracy skills.

Happy Teaching :)

# APPLE SORTING

I can



1

Pick an apple card and read what is on it.

2

Determine whether it is an upper case letter, lower case letter or number.

3

Sort the apple cards to the correct baskets.

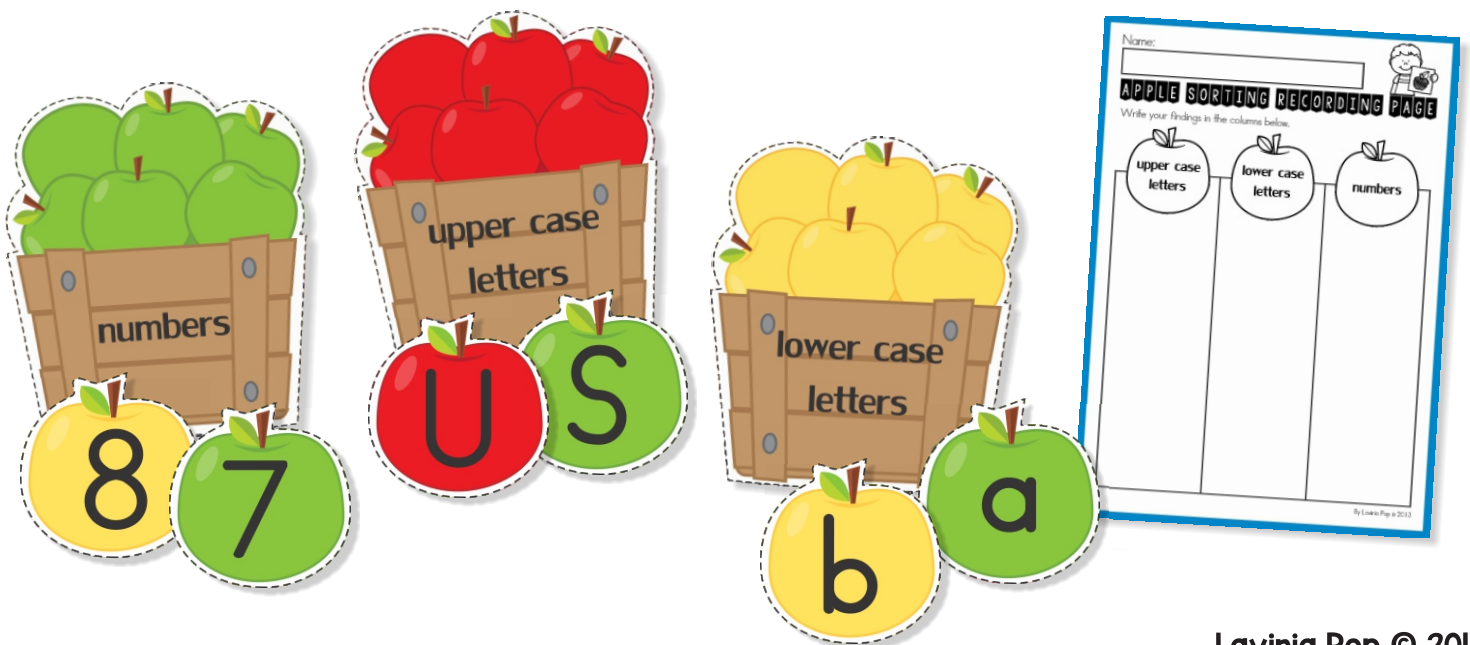
4

Record my work.

Lavinia Pop © 2013

# BACK TO SCHOOL


## Apple Sorting




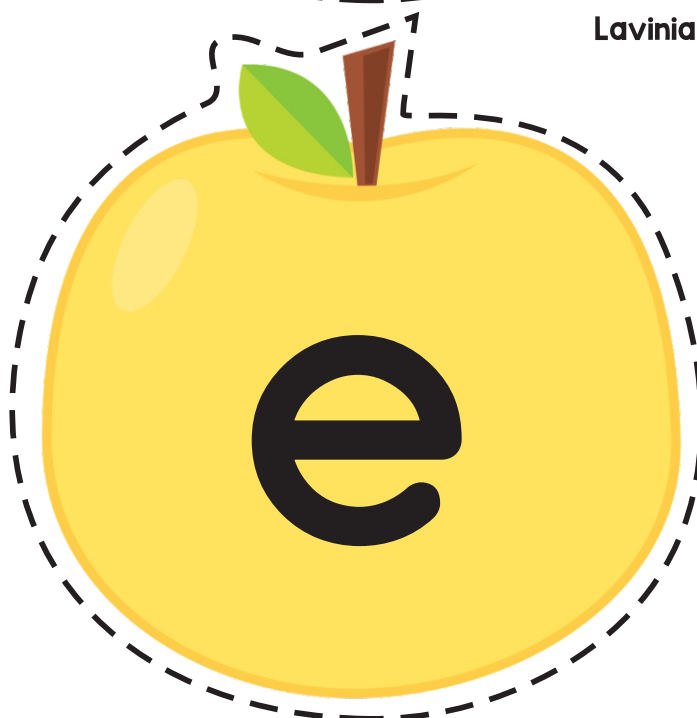
Lavinia Pop © 2013




**upper case  
letters**




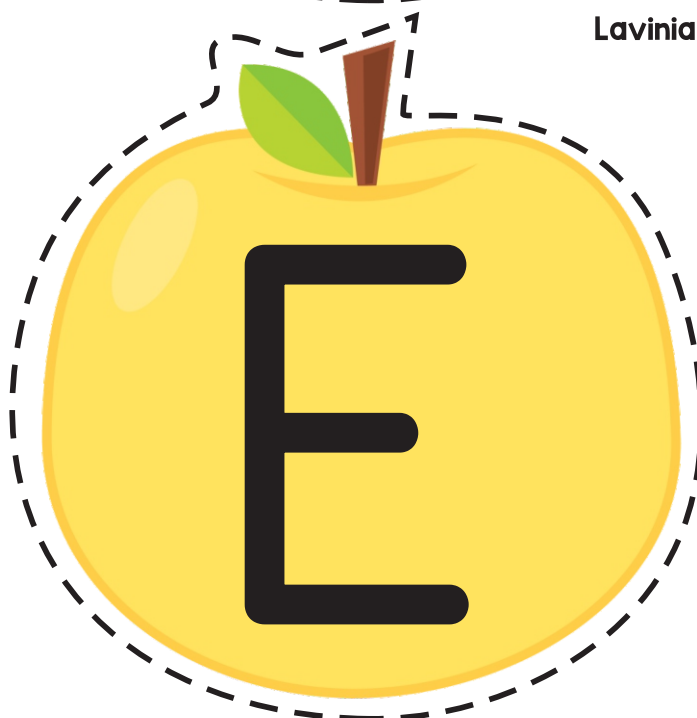
Lavinia Pop © 2013








Lavinia Pop © 2013





Lavinia Pop © 2013

