

write the room

BACK TO SCHOOL



16 write the room cards & 2 recording pages

Write the Room



sharpener

Write the Room



pencil case

Write the Room



highlighter

Write the Room



glue

Write the Room



eraser

Write the Room



dice

Write the Room



crayons

Write the Room



blocks

Write the Room



notepad

Write the Room



globe

Lavinia Pop

Write the Room



dice

Write the Room



eraser

Write the Room



sharpener

Write the Room




crayons

Write the Room



sticker

Write the Room




blocks

Write the Room



notepad

Write the Room



stapler

Write the Room



glue

Write the Room



globe

Write the Room



pencil case

Write the Room



highlighter



Thank you for downloading this product; I hope you will enjoy using it and that it will be a valuable resource for you! I value your feedback, so please don't hesitate to contact me if you have any concerns whatsoever as I will endeavour to address them. And if you like what I've done, please let me know by leaving feedback at my online store :)

Lavinia

lavinia@kinder-resources.com

ILLUSTRATIONS Kari Bolt, Little Red, Hidesy's Clipart, Dancing Crayon Designs, Whimsy Clips, Educlips Clip Art, Ramona Majdis, Zip-a-Dee-doo-dah-Designs, Bunny on a Cloud, Krista Wallden - Creative Clips, Creating4 the Classroom, Rainbow Sprinkle Studio - Sasha Mitten, First Class Clipart, Erin Colleen Design

teacherspayteachers.com/Store/Kari-Bolt teacherspayteachers.com/Store/Littered teacherspayteachers.com/Store/Hidesys-Clipart
dancingcrayon.com teacherspayteachers.com/Store/Whimsy-Clips teacherspayteachers.com/Store/Educlips
teacherspayteachers.com/Store/Ramona-Majdis teacherspayteachers.com/Store/Zip-a-dee-doo-dah-Designs
teacherspayteachers.com/Store/Bunny-On-A-Cloud teacherspayteachers.com/Store/Krista-Wallden-Creative-Clips
teacherspayteachers.com/Store/Creating4-The-Classroom teacherspayteachers.com/Store/Rainbow-Sprinkle-Studio-Sasha-Mitten
teacherspayteachers.com/Store/First-Class-Clipart teacherspayteachers.com/Store/Erin-Colleen-Design

This packet contains Images used under license from Shutterstock.com

FONTS schoolfonts.com.au teacherspayteachers.com/Store/Kimberly-Geswein-Fonts
teacherspayteachers.com/Store/Ramonam-Graphics

PRINTING TIP This resource has been designed for printing on A4-sized paper. If you are printing on a different size, select "shrink to printable area" or "print to fit page" (or a similar option) in order for the contents of this unit to print correctly.

Copyright © 2013 by Lavinia Pop - All rights reserved by author.

Purchase of this item entitles the purchaser the right to reproduce the pages for personal and classroom use. Duplication for other classes, an entire school or commercial purposes is strictly prohibited without written permission from the author. Minor editing is permitted only for personal use, however the document remains under copyright even when edited. Posting this item in whole or in part on the Internet in any form is strictly prohibited and is a violation of the Digital Millennium Copyright Act (DMCA).

Please be fair and don't share! If you are not the original purchaser of this file, please visit my store to purchase a copy. Kinder-Resources.com

let's connect!



Kinder-Resources.com



facebook.com/KinderResources



instagram.com/laviniapop_kinder_resources



pinterest.com/laviniapop

Introduction

Get your classroom ready for a fun and interactive learning experience with the "Back to School Write the Room" activity! This engaging activity is perfect for young learners, helping them enhance their vocabulary and writing skills while moving around the room.

Key Features:

- *Interactive learning:* Encourages children to move around and explore while learning new vocabulary.
- *Skill development:* Enhances vocabulary, writing, and observation skills.
- *Classroom fun:* Adds an element of excitement and movement to your back to school routine.

Directions for Preparation:

- *Print and laminate:* Print and laminate all the vocabulary cards for durability.
- *Cut out the cards:* Carefully cut out the vocabulary cards.
- *Set up the activity:* Place the vocabulary cards randomly around the room.
- *Prepare clipboards:* Provide each child with a clipboard and recording pages.

How to Use:

The goal of this activity is for children to find the picture cards placed around the room and write the corresponding word next to the matching picture on their recording page. This activity not only helps children learn new words but also makes the learning process active and enjoyable.

Make the start of the school year exciting and educational with the "Back to School Write the Room" activity.



Happy Teaching :)

WRITE THE ROOM

I can

1 Read the word on the card.

2 Find its picture on your recording page and write it on the writing line.











Name: _____

By Lavinia Pop © 2013

WRITE THE ROOM RECORDING PAGE

Write the word for each of the pictures below.


- 
- 
- 
- 
- 
- 
- 
- 

By Lavinia Pop © 2013

Lavinia Pop © 2013

BACK TO SCHOOL

Write the Room











Name: _____

By Lavinia Pop © 2013

WRITE THE ROOM RECORDING PAGE

Write the word for each of the pictures below.

- 
- 
- 
- 
- 
- 
- 
- 

By Lavinia Pop © 2013

Lavinia Pop © 2013

Write the Room




globe

Write the Room



notepad

Write the Room



blocks

Write the Room



crayons