


# Missing Letters


Name: \_\_\_\_\_

Missing Letters - School Theme - by Lavinia Pop © 2013

 Cut and paste the missing letters in the correct squares.

A		C	
	E		
G		I	
	M		O
Q		S	
V	W	X	Y




 F J I  
N B




Name: \_\_\_\_\_


Missing Letters - School Theme - by Lavinia Pop © 2013

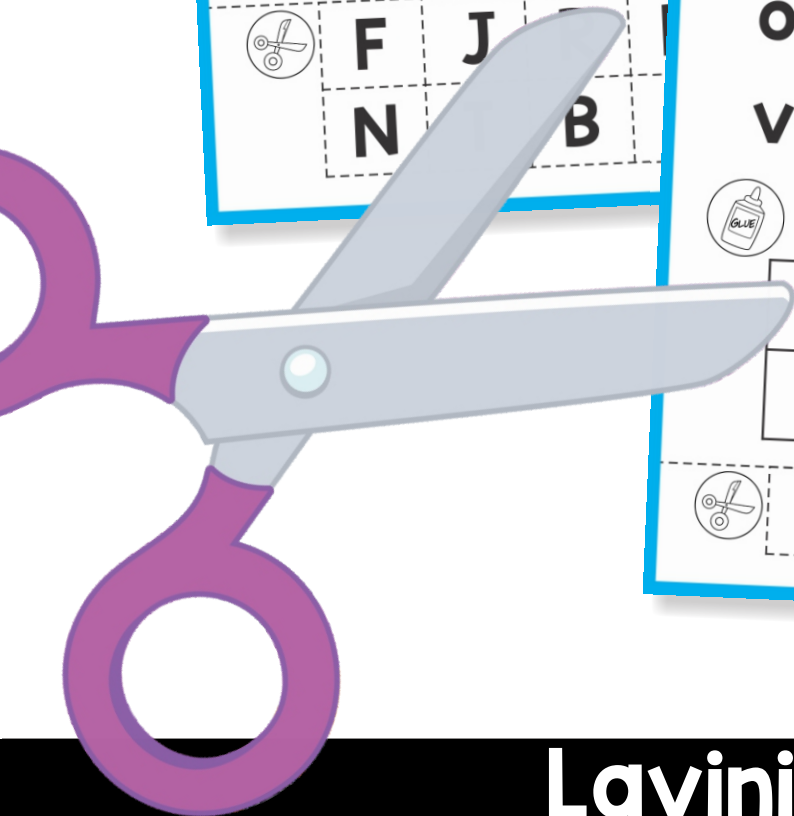
 Write the missing letters:

 b c d e f g  
h i j k  m n  
o  q r s t u  
v w x  z

 Cut and paste the missing letters in the correct squares.

f		h	
	l		n

 o i m k



**Thank you** for downloading this product; I hope you will enjoy using it and that it will be a valuable resource for you! I value your feedback, so please don't hesitate to contact me if you have any concerns whatsoever as I will endeavour to address them. And if you like what I've done, please let me know by leaving feedback at my online store :)

Lavinia

[lavinia@kinder-resources.com](mailto:lavinia@kinder-resources.com)

**ILLUSTRATIONS** Kari Bolt, Little Red, Hidesy's Clipart, Dancing Crayon Designs, Whimsy Clips, PartyHead Graphics, Ramona Majdis, Zip-a-Dee-doo-dah-Designs, Bunny on a Cloud, Krista Wallden - Creative Clips, Creating4 the Classroom, Rainbow Sprinkle Studio - Sasha Mitten, First Class Clipart, Erin Colleen Design

[teacherspayteachers.com/Store/Kari-Bolt](https://www.teacherspayteachers.com/Store/Kari-Bolt)   [teacherspayteachers.com/Store/Littered](https://www.teacherspayteachers.com/Store/Littered)   [teacherspayteachers.com/Store/Hidesys-Clipart](https://www.teacherspayteachers.com/Store/Hidesys-Clipart)  
[dancingcrayon.com](https://www.dancingcrayon.com)   [teacherspayteachers.com/Store/Whimsy-Clips](https://www.teacherspayteachers.com/Store/Whimsy-Clips)   [teacherspayteachers.com/Store/Partyhead-Graphics](https://www.teacherspayteachers.com/Store/Partyhead-Graphics)  
[teacherspayteachers.com/Store/Ramona-Majdis](https://www.teacherspayteachers.com/Store/Ramona-Majdis)   [teacherspayteachers.com/Store/Zip-a-dee-doo-dah-Designs](https://www.teacherspayteachers.com/Store/Zip-a-dee-doo-dah-Designs)  
[teacherspayteachers.com/Store/Bunny-On-A-Cloud](https://www.teacherspayteachers.com/Store/Bunny-On-A-Cloud)   [teacherspayteachers.com/Store/Krista-Wallden-Creative-Clips](https://www.teacherspayteachers.com/Store/Krista-Wallden-Creative-Clips)  
[teacherspayteachers.com/Store/Creating4-The-Classroom](https://www.teacherspayteachers.com/Store/Creating4-The-Classroom)   [teacherspayteachers.com/Store/Rainbow-Sprinkle-Studio-Sasha-Mitten](https://www.teacherspayteachers.com/Store/Rainbow-Sprinkle-Studio-Sasha-Mitten)  
[teacherspayteachers.com/Store/First-Class-Clipart](https://www.teacherspayteachers.com/Store/First-Class-Clipart)   [teacherspayteachers.com/Store/Erin-Colleen-Design](https://www.teacherspayteachers.com/Store/Erin-Colleen-Design)

This packet contains Images used under license from Shutterstock.com

**FONTS** [schoolfonts.com.au](https://www.schoolfonts.com.au)   [teacherspayteachers.com/Store/Kimberly-Geswein-Fonts](https://www.teacherspayteachers.com/Store/Kimberly-Geswein-Fonts)  
[teacherspayteachers.com/Store/Ramonam-Graphics](https://www.teacherspayteachers.com/Store/Ramonam-Graphics)

**PRINTING TIP** This resource has been designed for printing on A4-sized paper. If you are printing on a different size, select "shrink to printable area" or "print to fit page" (or a similar option) in order for the contents of this unit to print correctly.

Copyright © 2023 by Lavinia Pop - All rights reserved by author.

Purchase of this item entitles the purchaser the right to reproduce the pages for personal and classroom use. Duplication for other classes, an entire school or commercial purposes is strictly prohibited without written permission from the author. Minor editing is permitted only for personal use, however the document remains under copyright even when edited. Posting this item in whole or in part on the Internet in any form is strictly prohibited and is a violation of the Digital Millennium Copyright Act (DMCA).

Please be fair and don't share! If you are not the original purchaser of this file, please visit my store to purchase a copy. [Kinder-Resources.com](https://www.Kinder-Resources.com)

let's connect!



[Kinder-Resources.com](https://www.Kinder-Resources.com)



[facebook.com/inmyworldlavinipop](https://facebook.com/inmyworldlavinipop)



[instagram.com/inmyworld\\_lavinipop](https://instagram.com/inmyworld_lavinipop)



[pinterest.com/lavinipop](https://pinterest.com/lavinipop)

# Introduction

**About this book:**

This book contains a set of cut and paste alphabet worksheets. The aim of these worksheets is to help children familiarise children with the order of each letter in the alphabet and identify which letters are missing.


**Directions for use:**

The first set of worksheets asks children to write the missing letters (10 worksheets for lower case and 10 worksheets for upper case). Then they are asked to cut and paste the missing letter squares in the correct spot to complete the order of letters.

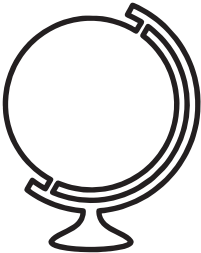



The second set of worksheets asks children to cut and paste 10 missing alphabet letter tiles in the correct squares to complete the whole alphabet.

Happy Teaching :)

Name: \_\_\_\_\_




Write the missing letters:

a b c  e f g  
 i j k l m n  
o p q r s  u  
v w  y z



Cut and paste the missing letters in the correct squares.

h		j		l
	n		p	











m o i k q

Name: \_\_\_\_\_




Write the missing letters:

	<b>B</b>	<b>C</b>		<b>E</b>	<b>F</b>	<b>G</b>
<b>H</b>	<b>I</b>		<b>K</b>		<b>M</b>	<b>N</b>
<b>O</b>		<b>Q</b>	<b>R</b>	<b>S</b>		<b>U</b>
	<b>W</b>	<b>X</b>		<b>Z</b>		



Cut and paste the missing letters in the correct squares.

<b>E</b>	<b>F</b>		<b>H</b>	
	<b>K</b>	<b>L</b>		




<b>G</b>	<b>J</b>	<b>N</b>	<b>I</b>	<b>M</b>
----------	----------	----------	----------	----------


Name: \_\_\_\_\_



Cut and paste the missing letters in the correct squares.



<b>a</b>	<b>b</b>	<b>c</b>		
<b>d</b>	<b>e</b>	<b>f</b>		
	<b>h</b>		<b>j</b>	
<b>l</b>		<b>n</b>		<b>p</b>
	<b>r</b>		<b>t</b>	
<b>v</b>		<b>x</b>		<b>z</b>



<b>g</b>	<b>o</b>	<b>s</b>	<b>w</b>	<b>m</b>
<b>q</b>	<b>k</b>	<b>u</b>	<b>y</b>	<b>i</b>