

Superhero PRESCHOOL

CENTERS

5

Counting center featuring a superhero character and five items to count: a red box with five dots, a starburst, a hand, and a number 5.

Fine Motor Practice

Fine motor practice sheet featuring a superhero character and a zigzag line for tracing.

Letter tracing sheet for uppercase 'A' and lowercase 'a', and the number '4', with a superhero character.

Zigzag tracing strip with a superhero character.

Two superhero shields, one with 'A' and one with 'a'.

Three superhero girls running.

Superhero boy with a cat and a hat.

Superhero shield with three colored circles.

Superhero boy with an apple, dinosaur, and anchor.

Word recognition cards: a, an, and, I, see.

Read & Cover

rat		log
pot	men	
map	bus	tin

Read & Cover activity with a grid of words and images.

Illustrations of superhero activities: flying, riding a bike, playing with a ball, and walking.

Superhero boy with a shadow.

Superhero boy with a tulip, apple, and turtle.

Which picture is different?

Which picture is different? Four superhero girls in different poses.

What doesn't belong?

What doesn't belong? Four superhero characters: Batman, Superman, Wonder Woman, and a girl.

Five superhero boys in different poses.

Thank you for downloading this product; I hope you will enjoy using it and that it will be a valuable resource for you! I value your feedback, so please don't hesitate to contact me if you have any concerns whatsoever as I will endeavour to address them. And if you like what I've done, please let me know by leaving feedback at my online store :)

Lavinia

lavinia@kinder-resources.com

ILLUSTRATIONS Kari Bolt, Erin Colleen Design, Little Red, Whimsy Clips, PartyHead Graphics, Ramona Majdis, Zip-a-Dee-doo-dah-Designs, Bunny on a Cloud, Krista Wallden - Creative Clips, Creating4 the Classroom, Rainbow Sprinkle Studio - Sasha Mitten, First Class Clipart, ClipArtisan, Muggy Studio

[teacherspayteachers.com/Store/Kari-Bolt](https://www.teacherspayteachers.com/Store/Kari-Bolt) [teacherspayteachers.com/Store/Erin-Colleen-Design](https://www.teacherspayteachers.com/Store/Erin-Colleen-Design)
[teacherspayteachers.com/Store/Littlered](https://www.teacherspayteachers.com/Store/Littlered) [teacherspayteachers.com/Store/Whimsy-Clips](https://www.teacherspayteachers.com/Store/Whimsy-Clips) [teacherspayteachers.com/Store/Partyhead-Graphics](https://www.teacherspayteachers.com/Store/Partyhead-Graphics)
[teacherspayteachers.com/Store/Ramona-Majdis](https://www.teacherspayteachers.com/Store/Ramona-Majdis) [teacherspayteachers.com/Store/Zip-a-dee-doo-dah-Designs](https://www.teacherspayteachers.com/Store/Zip-a-dee-doo-dah-Designs)
[teacherspayteachers.com/Store/Bunny-On-A-Cloud](https://www.teacherspayteachers.com/Store/Bunny-On-A-Cloud) [teacherspayteachers.com/Store/Krista-Wallden-Creative-Clips](https://www.teacherspayteachers.com/Store/Krista-Wallden-Creative-Clips)
[teacherspayteachers.com/Store/Creating4-The-Classroom](https://www.teacherspayteachers.com/Store/Creating4-The-Classroom) [teacherspayteachers.com/Store/Rainbow-Sprinkle-Studio-Sasha-Mitten](https://www.teacherspayteachers.com/Store/Rainbow-Sprinkle-Studio-Sasha-Mitten)
[teacherspayteachers.com/Store/First-Class-Clipart](https://www.teacherspayteachers.com/Store/First-Class-Clipart) [etsy.com/au/shop/ClipArtisan](https://www.etsy.com/au/shop/ClipArtisan) [teacherspayteachers.com/Store/Muggy-Studio](https://www.teacherspayteachers.com/Store/Muggy-Studio)

This packet contains Images used under license from Shutterstock.com

FONTS [schoolfonts.com.au](https://www.schoolfonts.com.au) [teacherspayteachers.com/Store/Kimberly-Geswein-Fonts](https://www.teacherspayteachers.com/Store/Kimberly-Geswein-Fonts)
[teacherspayteachers.com/Store/Ramonam-Graphics](https://www.teacherspayteachers.com/Store/Ramonam-Graphics)

PRINTING TIP This resource has been designed for printing on A4-sized paper. If you are printing on a different size, select "shrink to printable area" or "print to fit page" (or a similar option) in order for the contents of this unit to print correctly.

Copyright © 2024 by Lavinia Pop - All rights reserved by author.

Purchase of this item entitles the purchaser the right to reproduce the pages for personal and classroom use. Duplication for other classes, an entire school or commercial purposes is strictly prohibited without written permission from the author. Minor editing is permitted only for personal use, however the document remains under copyright even when edited. Posting this item in whole or in part on the Internet in any form is strictly prohibited and is a violation of the Digital Millennium Copyright Act (DMCA).

Please be fair and don't share! If you are not the original purchaser of this file, please visit my store to purchase a copy. [Kinder-Resources.com](https://www.Kinder-Resources.com)

let's connect!



[Kinder-Resources.com](https://www.Kinder-Resources.com)



facebook.com/KinderResources



instagram.com/laviniapop_kinder_resources



pinterest.com/laviniapop

Introduction

About this book

This book contains a collection of Superhero themed printable activities for use with children in Preschool and Kindergarten.

Directions for use

Following is an outline of the activities included in this unit and suggestions for preparation and use.

1. Superhero fine motor practice mats (5 mats)

To prepare the mats for use, print and then laminate them for durability. You will need to supply children with pom-poms, gems, buttons, beads, beans or other small objects that will fit inside the circles.

Children will place a small object in each of the circles.

2. Superhero pre-writing tracing practice (9 cards)

To prepare the pre-writing tracing cards for use, print and then laminate them for durability. The cards can be kept in a book-like format by making a hole in the top left corner and securing together with a key ring or a pipe-cleaner.

Using a white board (dry-erase) marker, children will trace the lines on the card starting on the left and progressing towards the right.

Other ideas: have children trace the path on a given card using play dough, pipe cleaners, yarn or sequins.

3. Superhero alphabet tracing practice - upper and lower case

To prepare the alphabet tracing cards for use, print and then laminate them for durability. The cards can be kept in a book-like format by making a hole in the top left corner and securing together with a key ring or a pipe-cleaner.

Children will use a white board (dry-erase) marker to trace the letters on the card, following the directional arrows.

Other ideas: have children trace the letters on a given card using, play dough, pipe cleaners, yarn or sequins. You can even use the cards for sand tray writing.

4. Superhero alphabet match

To prepare the activity for use, print and then laminate the pages for durability. Cut out all the pieces.

Children will match the upper and lower case letters.

5. Superhero beginning sounds match

To prepare the activity for use, print and then laminate the pages for durability. Cut out all the pieces. You will need to provide children with clothes pegs.

Children will clip a peg on the two pictures that start with the focus sound.

6. *Superhero rhyming match (30 cards)*

To prepare the activity for use, print and then laminate the pages for durability. Cut out all the pieces.

Children will match the two pictures that rhyme.

7. *Superhero CVC Read & Cover*

To prepare the activity for use, print and then laminate the pages for durability. Cut out all the pieces. Attach transparent velcro to each card to make it easier for children to keep the pieces on the board (optional).

Children will read a word on the mat and cover it with the matching picture.

8. *Superhero sight word match (40 pre-primer sight words cards)*

To prepare the activity for use, print all the pages, laminate them for durability and then cut out the cards. Attach transparent velcro to each card to make it easier for children to keep the pieces on the board (optional).

Children will find the matching sight word and place it on the board.

9. *Superhero number tracing cards 1-10*

To prepare the number tracing cards for use, print and then laminate them for durability. The cards can be kept in a book-like format by making a hole in the top left corner and securing together with a key ring or a pipe-cleaner.

Children will use a white board (dry-erase) marker to trace the number on the card, following the directional arrows.

Other ideas: have children trace the numbers on a given card using play dough, pipe cleaners, yarn or sequins. Use the cards as counting cards: make a hole at the bottom of each card and thread a pipe cleaner through; have children string beads on the pipe cleaner to show how many. You can even use the cards for sand tray writing.

10. *City tower counting 1-10*

To prepare the activity for use, print and then laminate the pages for durability. You will need to supply children with counting cubes.

Children will build the city by placing towers built from the correct number of cubes show on the map.

11. *Superhero number sense 1-10*

To prepare the activity for use, print all the pages, laminate them for durability and then cut out the cards. Attach transparent velcro to each card to make it easier for children to keep the pieces on the board (optional).

Children will identify and match all the number representations to the correct board. Introduce only a couple of numbers to begin with and, once children are familiar with the activity and have gained confidence, more numbers can be added.

12. *superhero sorting by size: small, medium, large*

To prepare the activity for use, print and then laminate the page for durability. Cut out all the pieces. Attach transparent velcro to the objects to make it easier for children to keep the pictures on the mats (optional).

Children will determine the size of each item and sort it to the corresponding mat.

13. Superhero shape match (9 shapes)

To prepare the activity for use, print and then laminate the pages for durability. Cut out the cards. You will need to provide children with clothes pegs. Children will clip a peg on the matching shape.

14. Superhero color match (11 colors)

To prepare the activity for use, print and then laminate the pages for durability. Cut out all the pieces. You will need to provide children with clothes pegs. Children will clip a peg on the two pictures that contain the focus color.

15. Which picture is different? Superhero theme (4 cards)

To prepare the cards for use, print, laminate them for durability and then cut them apart. You will need to supply children with clothes pegs or paper clips for this activity in order for them to show their answers. Children will clip a peg on the picture that is different.

16. What doesn't belong? Superhero theme (4 cards)

To prepare the cards for use, print, laminate them for durability and then cut them apart. You will need to supply children with clothes pegs or paper clips for this activity in order for them to show their answers. The aim of this activity is for children to clip a peg on the picture that doesn't belong.

17. Sorting super people and super animals

To prepare the activity for use, print and then laminate the pages for durability. Cut out all the pieces. Children will identify and sort all the items to the correct mats.

18. Superhero helping sequencing cards (4-part sequencing)

To prepare the cards for use, print, laminate them for durability and then cut them apart. Attach velcro to the back of each picture and box (optional). Children will order the cards to show the sequence of the superhero helping a boy.

19. Superhero AB patterns (5 cards)

To prepare the cards for use, print, laminate them for durability and then cut them apart. Attach the pictures cut out from the bottom of the page to the end of a clothes peg/pin using a hot glue gun to make this a fine motor building activity. Alternatively, you can use velcro. Children will identify the pattern on the cards and will clip the correct picture in the empty box to complete the pattern.

20. Superhero shadow matching (12 card pairs)

To prepare the activity for use, print and then laminate the pages for durability. Cut out all the pieces. The aim of this activity is for children to match the pictures to their shadows.

Happy Teaching :)




Fine Motor Practice

© 2012 by Kinder-Resources.com

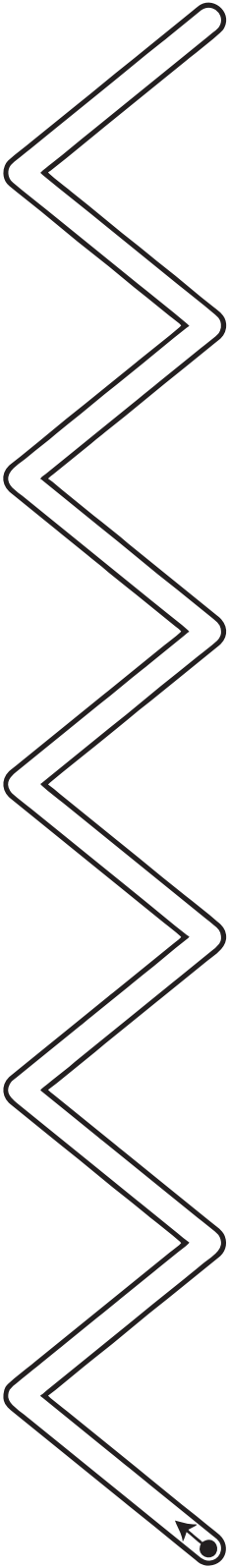




Fine Motor Practice







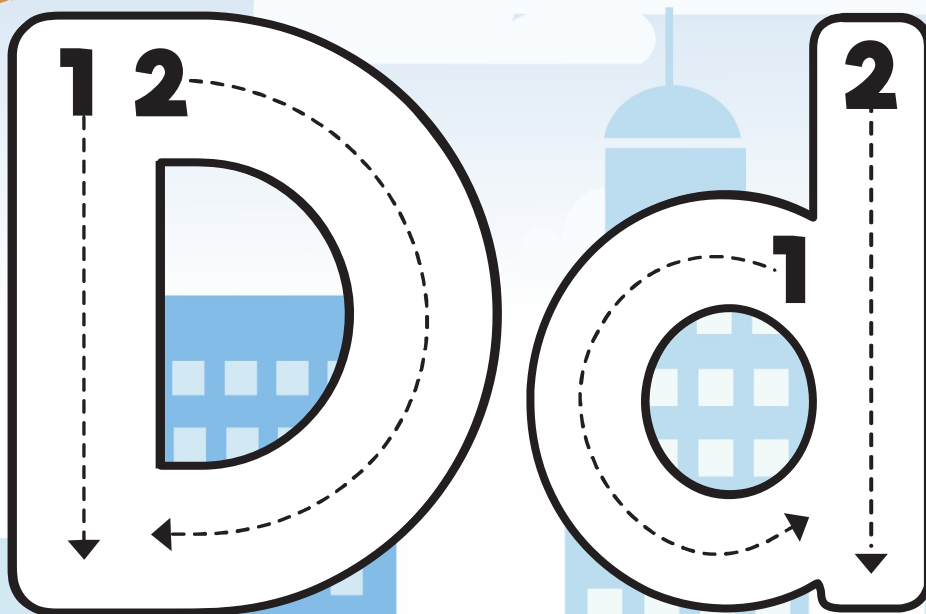

Kinder-Resources.com











Kinder-Resources.com























cat - hat
van - pan
bag - tag



Read & Cover

		
	men	gum
map		tin

Lavinia Pop © 2024



a
and
I
see

can
me
the
you

is
it
like
my

at
down
go
up

my it you go at up

the me is like can down

 Kinder-Resources.com




a

and

I

see





can

me

the

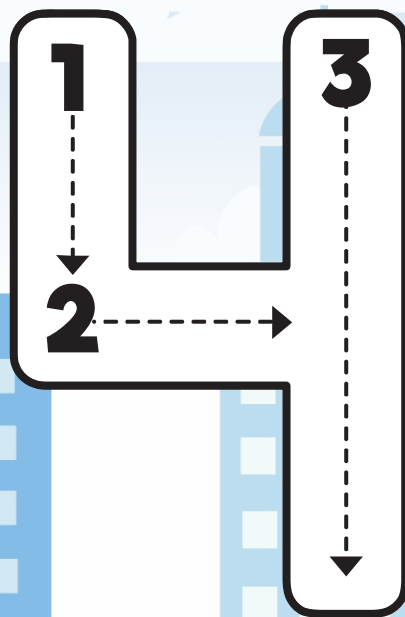
you





Kinder-Resources.com







Kinder-Resources.com

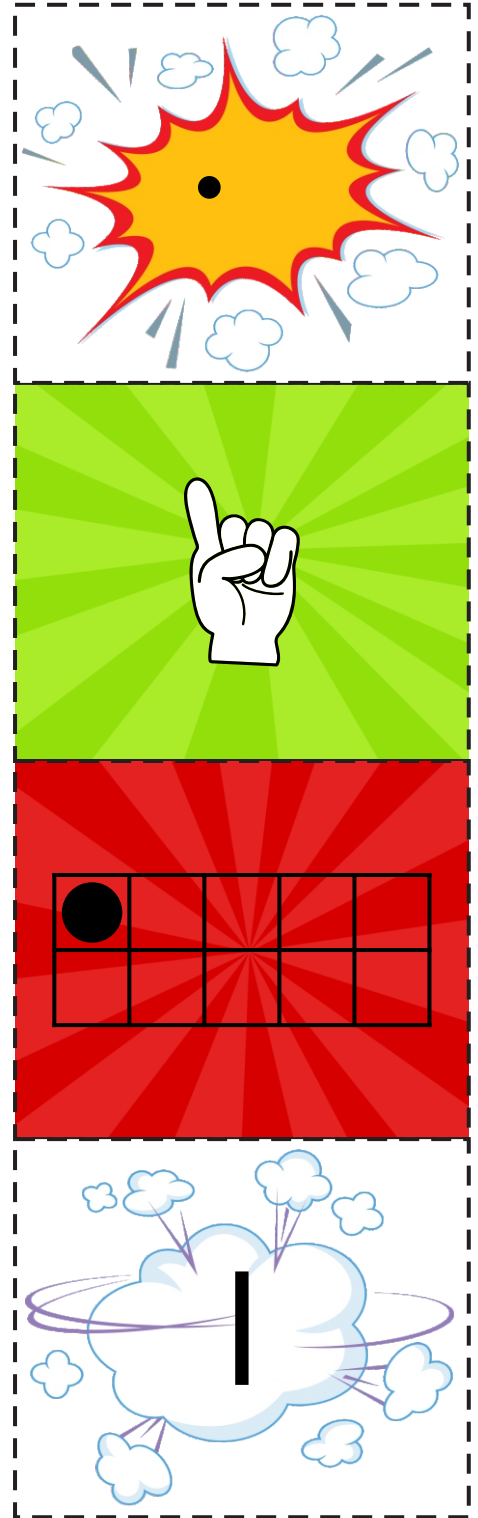
1 2 3 4

1 2 3 4

Kinder-Resources.com




I








2









Kinder-Resources.com













Superhero Helping




Lavinia Pop © 2024



Lavinia Pop © 2024



Lavinia Pop © 2024



Lavinia Pop © 2024



Lavinia Pop © 2024









Lavinia Pop © 2024



Lavinia Pop © 2024




Lavinia Pop © 2024



Lavinia Pop © 2024



Lavinia Pop © 2024



Lavinia Pop © 2024



Lavinia Pop © 2024



Lavinia Pop © 2024