

# CVC

# Picture & Word

# MATCH






Name: \_\_\_\_\_

CVC Words: Picture and Word Match by Lavinia Pop © 2024



## Middle Sounds Practice 1

Circle the word that matches the picture.

	fix	fox
	nut	ne
	rod	re
	fig	fo
	tan	ti






Name: \_\_\_\_\_

CVC Words: Picture and Word Match by Lavinia Pop © 2024



## Beginning Sounds Practice 1

Circle the word that matches the picture.

	sad	pad
	wig	pig
	sun	fun
	box	fox
	pen	hen

**Thank you** for downloading this product; I hope you will enjoy using it and that it will be a valuable resource for you! I value your feedback, so please don't hesitate to contact me if you have any concerns whatsoever as I will endeavour to address them. And if you like what I've done, please let me know by leaving feedback at my online store :)

Lavinia

[lavinia@kinder-resources.com](mailto:lavinia@kinder-resources.com)

**ILLUSTRATIONS** Kari Bolt, Erin Colleen Design, Little Red, Whimsy Clips, PartyHead Graphics, Ramona Majdis, Zip-a-Dee-doo-dah-Designs, Bunny on a Cloud, Krista Wallden - Creative Clips, Creating4 the Classroom, Rainbow Sprinkle Studio - Sasha Mitten, First Class Clipart, ClipArtisan, Muggy Studio

[teacherspayteachers.com/Store/Kari-Bolt](https://www.teacherspayteachers.com/Store/Kari-Bolt)    [teacherspayteachers.com/Store/Erin-Colleen-Design](https://www.teacherspayteachers.com/Store/Erin-Colleen-Design)  
[teacherspayteachers.com/Store/Littlered](https://www.teacherspayteachers.com/Store/Littlered)    [teacherspayteachers.com/Store/Whimsy-Clips](https://www.teacherspayteachers.com/Store/Whimsy-Clips)    [teacherspayteachers.com/Store/Partyhead-Graphics](https://www.teacherspayteachers.com/Store/Partyhead-Graphics)  
[teacherspayteachers.com/Store/Ramona-Majdis](https://www.teacherspayteachers.com/Store/Ramona-Majdis)    [teacherspayteachers.com/Store/Zip-a-dee-doo-dah-Designs](https://www.teacherspayteachers.com/Store/Zip-a-dee-doo-dah-Designs)  
[teacherspayteachers.com/Store/Bunny-On-A-Cloud](https://www.teacherspayteachers.com/Store/Bunny-On-A-Cloud)    [teacherspayteachers.com/Store/Krista-Wallden-Creative-Clips](https://www.teacherspayteachers.com/Store/Krista-Wallden-Creative-Clips)  
[teacherspayteachers.com/Store/Creating4-The-Classroom](https://www.teacherspayteachers.com/Store/Creating4-The-Classroom)    [teacherspayteachers.com/Store/Rainbow-Sprinkle-Studio-Sasha-Mitten](https://www.teacherspayteachers.com/Store/Rainbow-Sprinkle-Studio-Sasha-Mitten)  
[teacherspayteachers.com/Store/First-Class-Clipart](https://www.teacherspayteachers.com/Store/First-Class-Clipart)    [etsy.com/au/shop/ClipArtisan](https://www.etsy.com/au/shop/ClipArtisan)    [teacherspayteachers.com/Store/Muggy-Studio](https://www.teacherspayteachers.com/Store/Muggy-Studio)

This packet contains Images used under license from Shutterstock.com

**FONTS** [schoolfonts.com.au](https://www.schoolfonts.com.au)    [teacherspayteachers.com/Store/Kimberly-Geswein-Fonts](https://www.teacherspayteachers.com/Store/Kimberly-Geswein-Fonts)  
[teacherspayteachers.com/Store/Ramonam-Graphics](https://www.teacherspayteachers.com/Store/Ramonam-Graphics)

**PRINTING TIP** This resource has been designed for printing on A4-sized paper. If you are printing on a different size, select "shrink to printable area" or "print to fit page" (or a similar option) in order for the contents of this unit to print correctly.

Copyright © 2024 by Lavinia Pop - All rights reserved by author.

Purchase of this item entitles the purchaser the right to reproduce the pages for personal and classroom use. Duplication for other classes, an entire school or commercial purposes is strictly prohibited without written permission from the author. Minor editing is permitted only for personal use, however the document remains under copyright even when edited. Posting this item in whole or in part on the Internet in any form is strictly prohibited and is a violation of the Digital Millennium Copyright Act (DMCA).

Please be fair and don't share! If you are not the original purchaser of this file, please visit my store to purchase a copy. [Kinder-Resources.com](https://www.Kinder-Resources.com)

let's connect!



[Kinder-Resources.com](https://www.Kinder-Resources.com)



[facebook.com/KinderResources](https://facebook.com/KinderResources)



[instagram.com/laviniapop\\_kinder\\_resources](https://instagram.com/laviniapop_kinder_resources)



[pinterest.com/laviniapop](https://pinterest.com/laviniapop)

# Introduction

This set of CVC Picture & Word Match Worksheets is designed to help young learners practice matching pictures to the correct CVC words. Perfect for Kindergarten and Grade 1 students, these worksheets support phonemic awareness and early reading skills.

## About this Book:

The packet contains a total of 20 worksheets, divided into four sets focusing on different phonics skills. Each worksheet features five pictures, with two CVC words next to each picture. Children are tasked with tracing both CVC words following directional arrows, reading the words, and then circling the one that matches the picture.

## Features:

- **Beginning sounds:** The first set of 5 worksheets focuses on identifying the correct beginning sound of CVC words.
- **Middle vowel sounds:** The second set of 5 worksheets targets the short middle vowel sounds in CVC words.
- **Ending sounds:** The third set of 5 worksheets emphasizes recognizing the ending sounds of CVC words.
- **Mixed sounds:** The final set of 5 worksheets combines beginning, middle, and ending sounds for a comprehensive review.

## How to Use:

- **Trace the words:** Children trace the two CVC words next to each picture, following the directional arrows to practice proper letter formation.
- **Read and match:** After tracing, children read the words and circle the one that matches the picture.
- **Reinforce learning:** The worksheets help reinforce phonics skills by focusing on specific sound patterns and providing practice with a variety of CVC words.

These engaging worksheets offer a structured way to develop key phonics skills, making learning fun and effective.




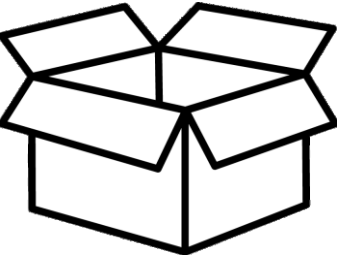

Happy Teaching :)

Name: \_\_\_\_\_



# Beginning Sounds Practice 1

Circle the word that matches the picture.


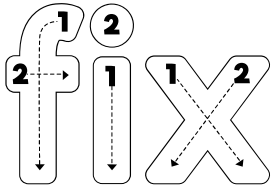
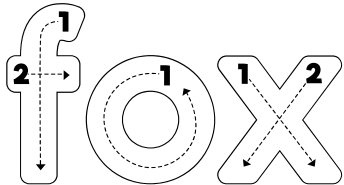

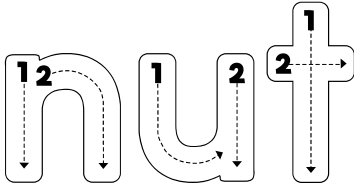
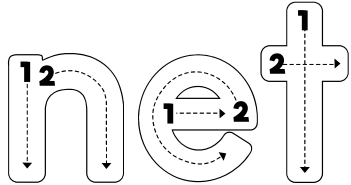

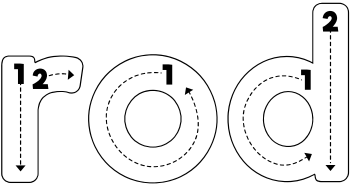
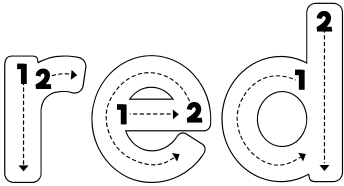

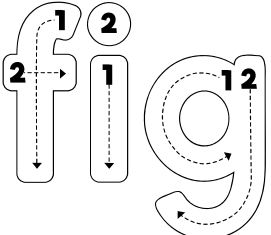
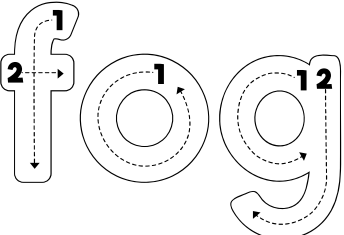

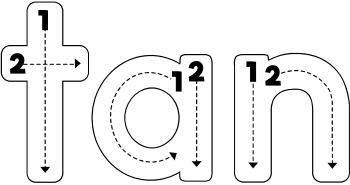
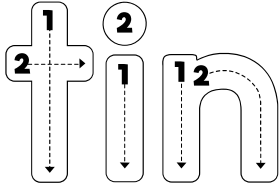
	sad pad
	wig pig
	sun fun
	box fox
	pen hen

Name: \_\_\_\_\_



# Middle Sounds Practice 1

Circle the word that matches the picture.






		
		
		
		
		

Name:



# Ending Sounds Practice 1

Circle the word that matches the picture.

	<p>beg      bed</p>
	<p>fox      fog</p>
	<p>win      wig</p>
	<p>cab      cat</p>
	<p>rug      rub</p>