


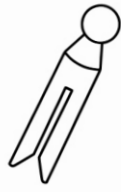








CVC

Stamp It! Word Work



Name: _____ Date: _____

I can stamp the missing middle sound.

		
p e g	h o p	b u d
		
w i n	m a t	d i g
		
s o b	h u g	p a n

aeiou

By Lavinia Pop © 2014

Thank you for downloading this product; I hope you will enjoy using it and that it will be a valuable resource for you! I value your feedback, so please don't hesitate to contact me if you have any concerns whatsoever as I will endeavour to address them. And if you like what I've done, please let me know by leaving feedback at my online store :)

Lavinia

lavinia@kinder-resources.com

ILLUSTRATIONS Kari Bolt, Little Red, Hidesy's Clipart, Dancing Crayon Designs, Whimsy Clips, Educlips Clip Art, Ramona Majdis, Zip-a-Dee-doo-dah-Designs, Bunny on a Cloud, Krista Wallden - Creative Clips, Creating4 the Classroom, Rainbow Sprinkle Studio - Sasha Mitten, First Class Clipart, Erin Colleen Design

teacherspayteachers.com/Store/Kari-Bolt teacherspayteachers.com/Store/Littered teacherspayteachers.com/Store/Hidesys-Clipart
dancingcrayon.com teacherspayteachers.com/Store/Whimsy-Clips teacherspayteachers.com/Store/Educlips
teacherspayteachers.com/Store/Ramona-Majdis teacherspayteachers.com/Store/Zip-a-dee-doo-dah-Designs
teacherspayteachers.com/Store/Bunny-On-A-Cloud teacherspayteachers.com/Store/Krista-Wallden-Creative-Clips
teacherspayteachers.com/Store/Creating4-The-Classroom teacherspayteachers.com/Store/Rainbow-Sprinkle-Studio-Sasha-Mitten
teacherspayteachers.com/Store/First-Class-Clipart teacherspayteachers.com/Store/Erin-Colleen-Design

This packet contains Images used under license from Shutterstock.com

FONTS schoolfonts.com.au teacherspayteachers.com/Store/Kimberly-Geswein-Fonts
teacherspayteachers.com/Store/Ramonam-Graphics

PRINTING TIP This resource has been designed for printing on A4-sized paper. If you are printing on a different size, select "shrink to printable area" or "print to fit page" (or a similar option) in order for the contents of this unit to print correctly.

Copyright © 2014 by Lavinia Pop - All rights reserved by author.

Purchase of this item entitles the purchaser the right to reproduce the pages for personal and classroom use. Duplication for other classes, an entire school or commercial purposes is strictly prohibited without written permission from the author. Minor editing is permitted only for personal use, however the document remains under copyright even when edited. Posting this item in whole or in part on the Internet in any form is strictly prohibited and is a violation of the Digital Millennium Copyright Act (DMCA).

Please be fair and don't share! If you are not the original purchaser of this file, please visit my store to purchase a copy. Kinder-Resources.com

let's connect!



Kinder-Resources.com



facebook.com/KinderResources



instagram.com/laviniapop_kinder_resources



pinterest.com/laviniapop

Introduction

Unlock the joy of phonics with our **CVC Stamp It! Word Work Center**. This engaging resource is designed to help children develop their reading and spelling skills by focusing on CVC (consonant-vowel-consonant) words.

About This Book:

This unit includes 25 CVC Stamp It! word work pages, each designed to target different phonemic skills:

- **Beginning sounds:** 6 pages where children focus on the first sound in CVC words.
- **Middle short-vowel sounds:** 5 pages to practice identifying the vowel sound in the middle of the word.
- **Ending sounds:** 4 pages to help children isolate and identify the final sound in CVC words.
- **Complete CVC words:** 10 pages where children stamp the entire word to match the pictures.

Directions for Use:

Print the desired pages and add them to your word work center. While these pages are designed for use with alphabet stamps, you can also get creative by using stickers, small letter tiles, beads, or simply having children write with a pencil. For durability and versatility, laminate the pages or place them in plastic pockets, transforming them into a reusable write-and-wipe activity with a dry-erase marker.

Learning Focus:

This activity encourages children to practice isolating individual sounds within words, identify missing sounds, and then stamp or write the correct letter to complete the CVC word. It's a fun and effective way to reinforce phonemic awareness.


Happy Teaching! :)


Name:


Date:


I can stamp the missing middle sound.


a e i o u


		
d		y

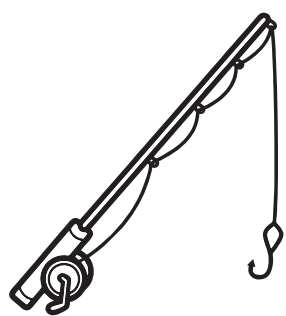
		
c		t


		
p		n


		
f		d

		
f		n

		
m		d

		
r		d

		
m		n

		
b		n