














Learning Folder

Matching Emotions













 I can match emotions.

Learning Folder by Lavinia Pop © 2020

I can match emotions.

Learning Folder by Lavinia Pop © 2020



Thank you for downloading this product; I hope you will enjoy using it and that it will be a valuable resource for you! I value your feedback, so please don't hesitate to contact me if you have any concerns whatsoever as I will endeavour to address them. And if you like what I've done, please let me know by leaving feedback at my online store :)

Lavinia

lavinia@kinder-resources.com

ILLUSTRATIONS Kari Bolt, Little Red, Dancing Crayon Designs, Whimsy Clips, PartyHead Graphics, Ramona Majdis, Zip-a-Dee-doo-dah-Designs, Bunny on a Cloud, Krista Wallden - Creative Clips, Creating4 the Classroom, Rainbow Sprinkle Studio - Sasha Mitten, First Class Clipart

teacherspayteachers.com/Store/Kari-Bolt teacherspayteachers.com/Store/Littered

dancingcrayon.com teacherspayteachers.com/Store/Whimsy-Clips teacherspayteachers.com/StorePartyhead-Graphics

teacherspayteachers.com/Store/Ramona-Majdis teacherspayteachers.com/Store/Zip-a-dee-doo-dah-Designs

teacherspayteachers.com/Store/Bunny-On-A-Cloud teacherspayteachers.com/Store/Krista-Wallden-Creative-Clips

teacherspayteachers.com/Store/Creating4-The-Classroom teacherspayteachers.com/Store/Rainbow-Sprinkle-Studio-Sasha-Mitten

teacherspayteachers.com/Store/First-Class-Clipart

This packet contains Images used under license from Shutterstock.com

FONTS schoolfonts.com.au teacherspayteachers.com/Store/Kimberly-Geswein-Fonts
teacherspayteachers.com/Store/Ramonam-Graphics

PRINTING TIP This resource has been designed for printing on A4-sized paper. If you are printing on a different size, select "shrink to printable area" or "print to fit page" (or a similar option) in order for the contents of this unit to print correctly.

Copyright © 2021 by Lavinia Pop - All rights reserved by author.

Purchase of this item entitles the purchaser the right to reproduce the pages for personal and classroom use. Duplication for other classes, an entire school or commercial purposes is strictly prohibited without written permission from the author. Minor editing is permitted only for personal use, however the document remains under copyright even when edited. Posting this item in whole or in part on the Internet in any form is strictly prohibited and is a violation of the Digital Millennium Copyright Act (DMCA).

Please be fair and don't share! If you are not the original purchaser of this file, please visit my store to purchase a copy. Kinder-Resources.com

let's connect!



Kinder-Resources.com



facebook.com/inmyworldlavinipop



instagram.com/inmyworld_lavinipop



pinterest.com/lavinipop

Introduction

About this book

This book contains an emotion matching activity. Children match the emojis to the correct expressions. The emotions included in this packet are: happy, sad, angry, tired, scared, confused, disgusted, silly, surprised, shy, worried, sick. Several skin tones and eye colours have been included.

Directions for preparation

This resource has been created for use in a binder or folder, but can be used however you see fit.

To prepare the activity for use, simply print and laminate the pages you want to use. Cut out the emojis. Leave the pages with the children's expressions intact as they will form the base for the activity. Attach transparent velcro dots to the back of the emoji characters and the empty boxes.

Happy Teaching :)

