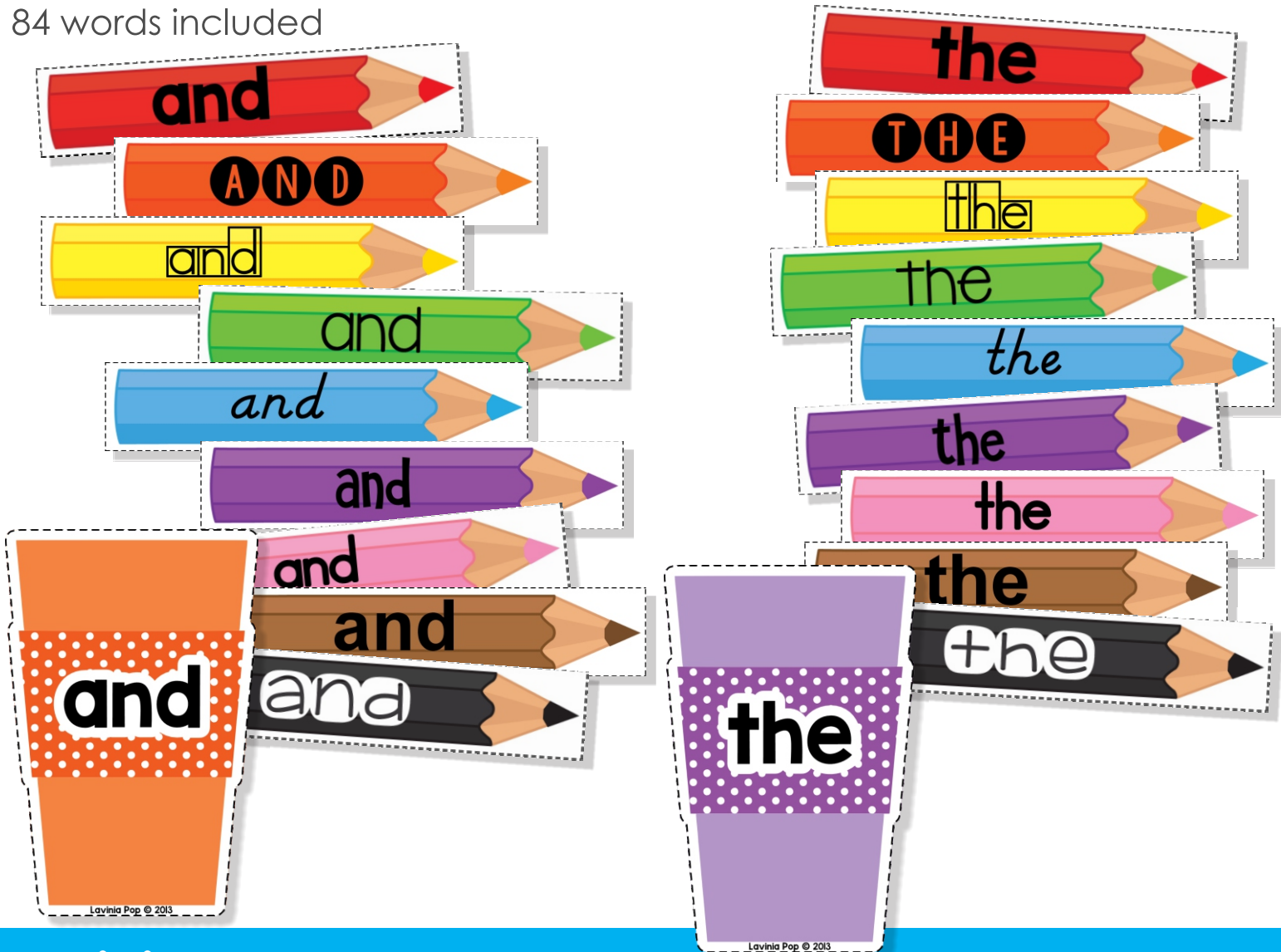



sight word pencils

SORTING ACTIVITY

84 words included





Thank you for downloading this product; I hope you will enjoy using it and that it will be a valuable resource for you! I value your feedback, so please don't hesitate to contact me if you have any concerns whatsoever as I will endeavour to address them. And if you like what I've done, please let me know by leaving feedback at my online store :)

Lavinia

lavinia@kinder-resources.com

ILLUSTRATIONS Kari Bolt, Erin Colleen Design, Little Red, Whimsy Clips, PartyHead Graphics, Ramona Majdis, Zip-a-Dee-doo-dah-Designs, Bunny on a Cloud, Krista Wallden - Creative Clips, Creating4 the Classroom, Rainbow Sprinkle Studio - Sasha Mitten, First Class Clipart, ClipArtisan, Muggy Studio

[teacherspayteachers.com/Store/Kari-Bolt](https://www.teacherspayteachers.com/Store/Kari-Bolt) [teacherspayteachers.com/Store/Erin-Colleen-Design](https://www.teacherspayteachers.com/Store/Erin-Colleen-Design)
[teacherspayteachers.com/Store/Littlered](https://www.teacherspayteachers.com/Store/Littlered) [teacherspayteachers.com/Store/Whimsy-Clips](https://www.teacherspayteachers.com/Store/Whimsy-Clips) [teacherspayteachers.com/Store/Partyhead-Graphics](https://www.teacherspayteachers.com/Store/Partyhead-Graphics)
[teacherspayteachers.com/Store/Ramona-Majdis](https://www.teacherspayteachers.com/Store/Ramona-Majdis) [teacherspayteachers.com/Store/Zip-a-dee-doo-dah-Designs](https://www.teacherspayteachers.com/Store/Zip-a-dee-doo-dah-Designs)
[teacherspayteachers.com/Store/Bunny-On-A-Cloud](https://www.teacherspayteachers.com/Store/Bunny-On-A-Cloud) [teacherspayteachers.com/Store/Krista-Wallden-Creative-Clips](https://www.teacherspayteachers.com/Store/Krista-Wallden-Creative-Clips)
[teacherspayteachers.com/Store/Creating4-The-Classroom](https://www.teacherspayteachers.com/Store/Creating4-The-Classroom) [teacherspayteachers.com/Store/Rainbow-Sprinkle-Studio-Sasha-Mitten](https://www.teacherspayteachers.com/Store/Rainbow-Sprinkle-Studio-Sasha-Mitten)
[teacherspayteachers.com/Store/First-Class-Clipart](https://www.teacherspayteachers.com/Store/First-Class-Clipart) [etsy.com/au/shop/ClipArtisan](https://www.etsy.com/au/shop/ClipArtisan) [teacherspayteachers.com/Store/Muggy-Studio](https://www.teacherspayteachers.com/Store/Muggy-Studio)

This packet contains Images used under license from Shutterstock.com

FONTS schoolfonts.com.au [teacherspayteachers.com/Store/Kimberly-Geswein-Fonts](https://www.teacherspayteachers.com/Store/Kimberly-Geswein-Fonts)
[teacherspayteachers.com/Store/Ramonam-Graphics](https://www.teacherspayteachers.com/Store/Ramonam-Graphics)

PRINTING TIP This resource has been designed for printing on A4-sized paper. If you are printing on a different size, select "shrink to printable area" or "print to fit page" (or a similar option) in order for the contents of this unit to print correctly.

Copyright ©2013 by Lavinia Pop - All rights reserved by author.

Purchase of this item entitles the purchaser the right to reproduce the pages for personal and classroom use. Duplication for other classes, an entire school or commercial purposes is strictly prohibited without written permission from the author. Minor editing is permitted only for personal use, however the document remains under copyright even when edited. Posting this item in whole or in part on the Internet in any form is strictly prohibited and is a violation of the Digital Millennium Copyright Act (DMCA).

Please be fair and don't share! If you are not the original purchaser of this file, please visit my store to purchase a copy. Kinder-Resources.com

let's connect!



Kinder-Resources.com



facebook.com/KinderResources



instagram.com/laviniapop_kinder_resources



pinterest.com/laviniapop

Introduction

Make sight word learning interactive and fun with the Colored Pencils Pre-Primer & Primer Sight Word Sorting activity. This hands-on tool is designed to help children recognize and sort sight words, a fundamental step in building reading fluency.

Preparation Instructions:

- **Print, laminate, and cut:** To ensure durability and repeated use, print the sight word cards, laminate them, and cut them apart.
- **Sorting activity:** Children will sort the colored pencil sight word cards into the correct cups. You can use the printable cups included in this packet or opt for real plastic cups, writing the sight word on each cup.

Features:

- **84 sight words:** The set includes a comprehensive collection of 84 sight words, perfect kindergarten students.
- **Engaging and versatile:** This activity can be used in a classroom setting or at home, making it an ideal resource for both teachers and parents.

Why This Activity Works:

Sorting activities like this one reinforce sight word recognition through repetition and visual cues. By physically moving and categorizing the words, children engage multiple senses, which helps to strengthen memory retention. This interactive approach not only makes learning fun but also helps children quickly and accurately identify sight words, leading to improved reading fluency.

Help your students master sight words with this engaging and educational activity that combines learning with play.

Happy Teaching :)

SIGHT WORD SORTING

I can

1

Place the sight word cups in front of me in a row.



2

Spread the sight word pencils in front of me.



3

Randomly pick up a pencil and read the word.

4

Place it in or on the matching cup.

5

Record my work.

Name: _____

SIGHT WORD SORTING RECORDING PAGE

Write the different sight words you sorted on the pencils below.

© Lavinia Pop 2013

Lavinia Pop © 2013

BACK TO SCHOOL

Sight Word Sorting



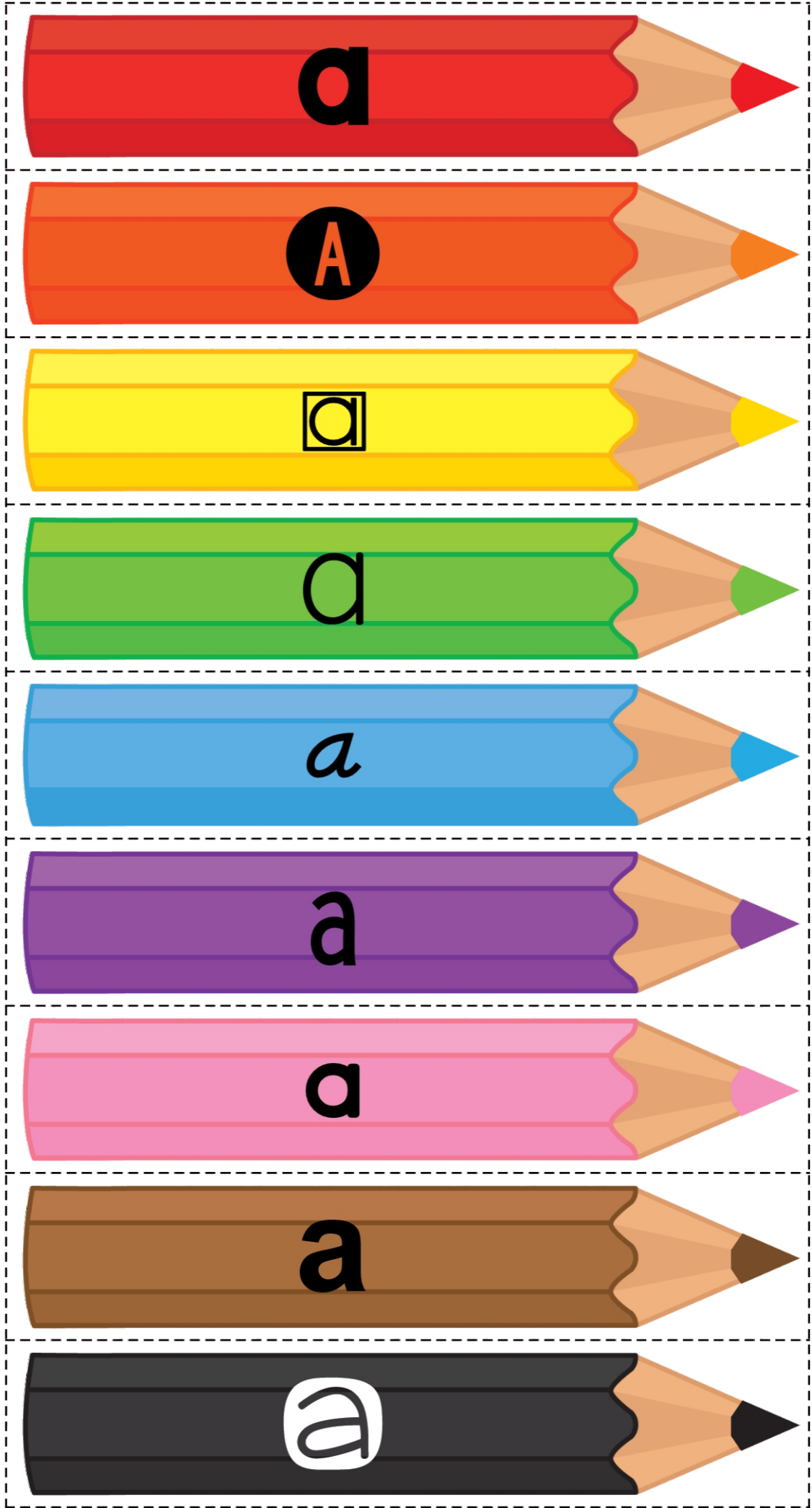
Name: _____

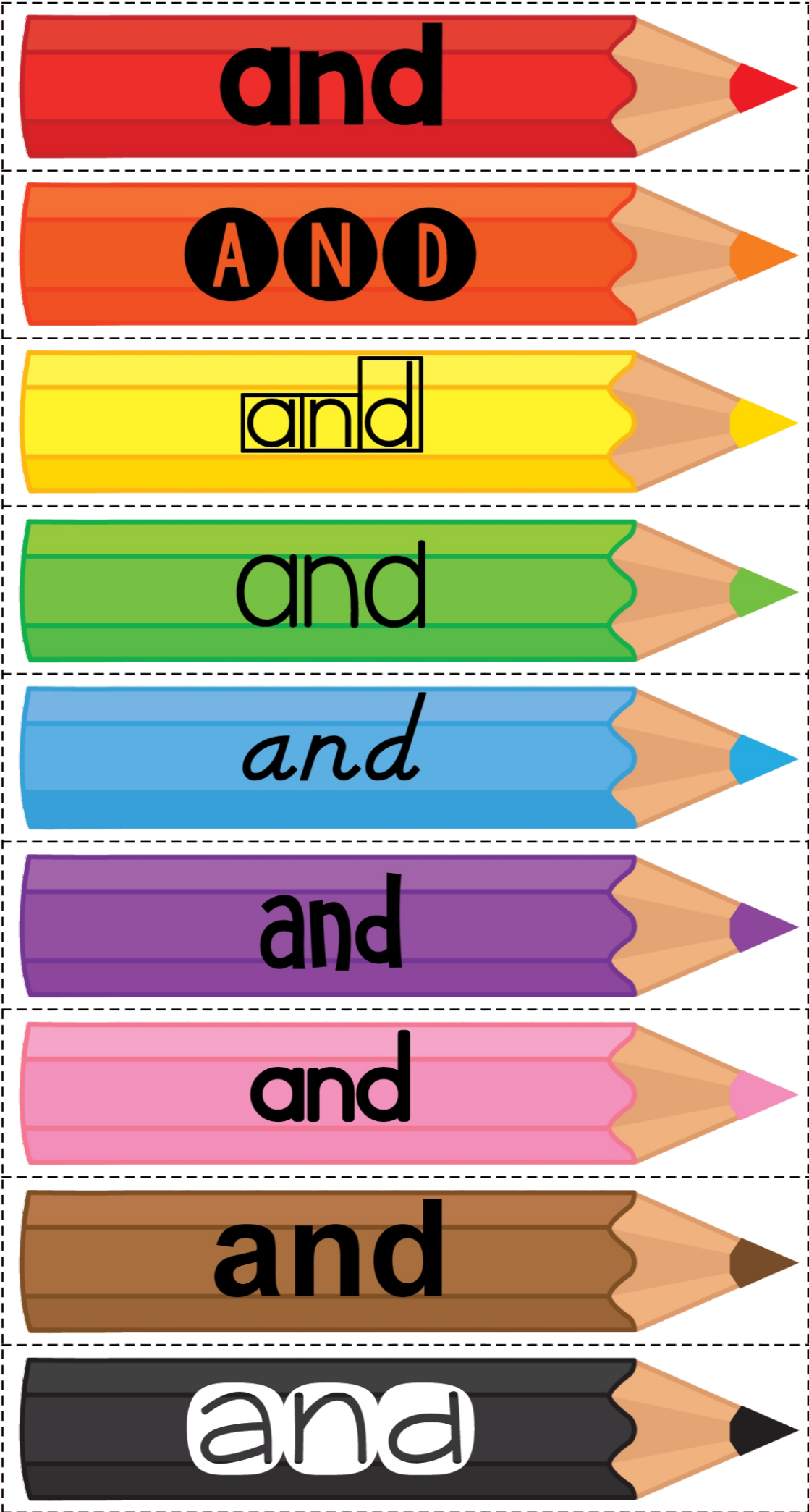
SIGHT WORD SORTING RECORDING PAGE

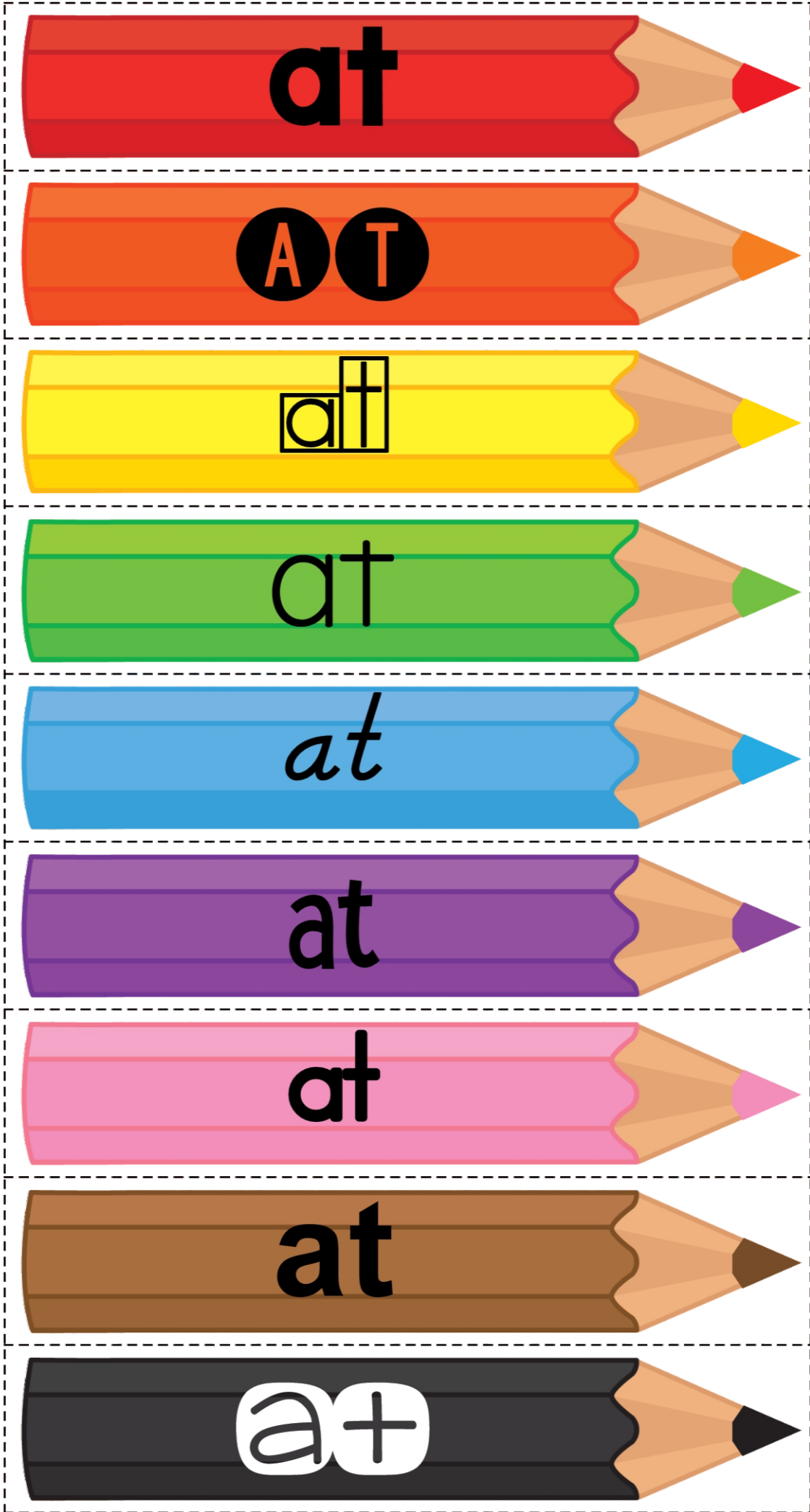
Write the different sight words you sorted on the pencils below.

© Lavinia Pop 2013

Lavinia Pop © 2013










Name:



SIGHT WORD SORTING RECORDING PAGE

Write the different sight words you sorted on the pencils below.

