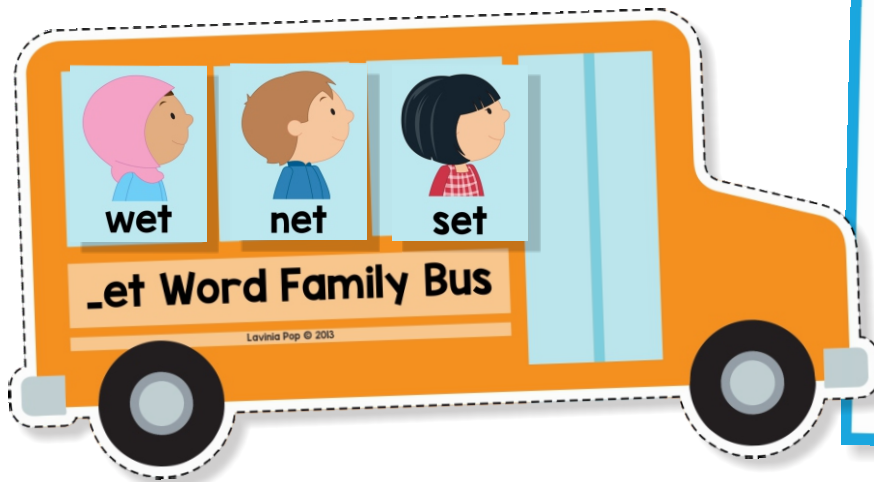



# children on the bus


# WORD FAMILIES

5 word families | recording page



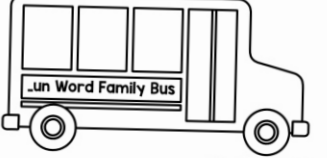





Name: \_\_\_\_\_

By Lavinia Pop © 2013

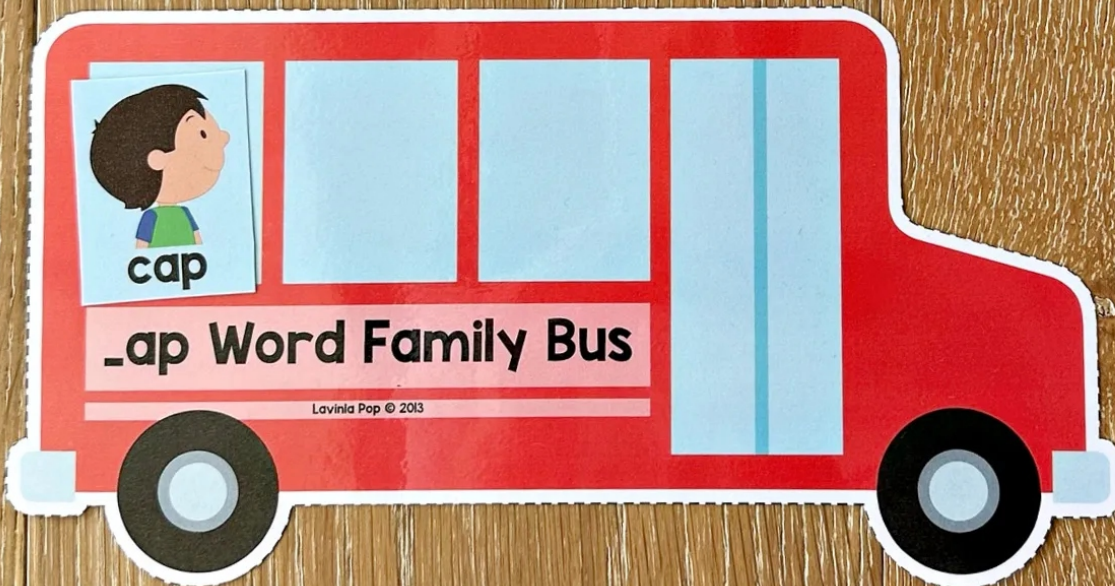
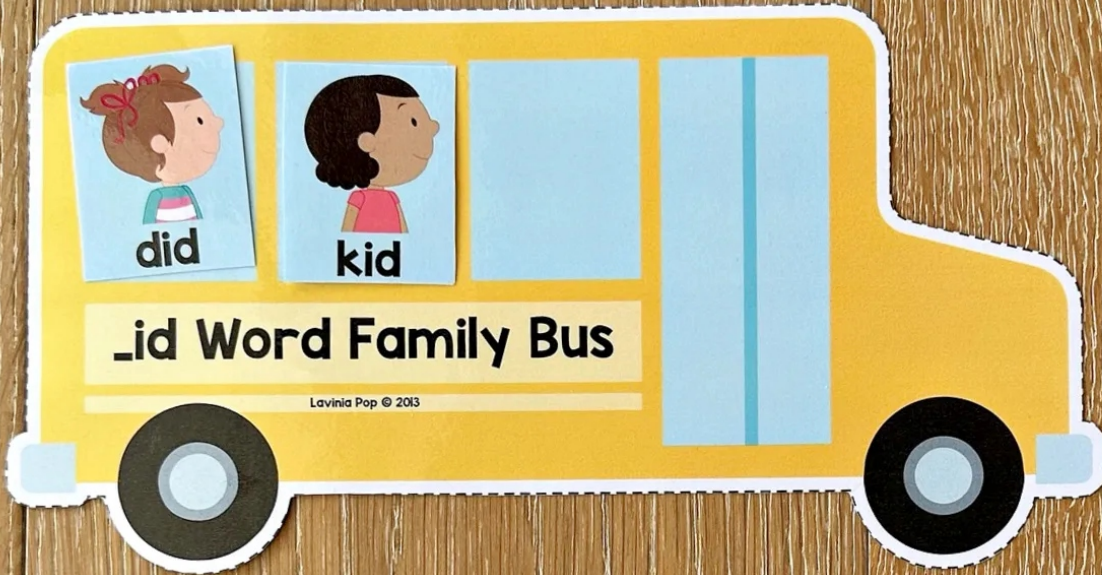


## WORD FAMILY RECORDING PAGE

Write the words on the window of each word family bus.



By Lavinia Pop © 2013



**Thank you** for downloading this product; I hope you will enjoy using it and that it will be a valuable resource for you! I value your feedback, so please don't hesitate to contact me if you have any concerns whatsoever as I will endeavour to address them. And if you like what I've done, please let me know by leaving feedback at my online store :)

Lavinia

[lavinia@kinder-resources.com](mailto:lavinia@kinder-resources.com)

**ILLUSTRATIONS** Kari Bolt, Erin Colleen Design, Little Red, Whimsy Clips, PartyHead Graphics, Ramona Majdis, Zip-a-Dee-doo-dah-Designs, Bunny on a Cloud, Krista Wallden - Creative Clips, Creating4 the Classroom, Rainbow Sprinkle Studio - Sasha Mitten, First Class Clipart, ClipArtisan, Muggy Studio

[teacherspayteachers.com/Store/Kari-Bolt](https://www.teacherspayteachers.com/Store/Kari-Bolt)    [teacherspayteachers.com/Store/Erin-Colleen-Design](https://www.teacherspayteachers.com/Store/Erin-Colleen-Design)  
[teacherspayteachers.com/Store/Littlered](https://www.teacherspayteachers.com/Store/Littlered)    [teacherspayteachers.com/Store/Whimsy-Clips](https://www.teacherspayteachers.com/Store/Whimsy-Clips)    [teacherspayteachers.com/Store/Partyhead-Graphics](https://www.teacherspayteachers.com/Store/Partyhead-Graphics)  
[teacherspayteachers.com/Store/Ramona-Majdis](https://www.teacherspayteachers.com/Store/Ramona-Majdis)    [teacherspayteachers.com/Store/Zip-a-dee-doo-dah-Designs](https://www.teacherspayteachers.com/Store/Zip-a-dee-doo-dah-Designs)  
[teacherspayteachers.com/Store/Bunny-On-A-Cloud](https://www.teacherspayteachers.com/Store/Bunny-On-A-Cloud)    [teacherspayteachers.com/Store/Krista-Wallden-Creative-Clips](https://www.teacherspayteachers.com/Store/Krista-Wallden-Creative-Clips)  
[teacherspayteachers.com/Store/Creating4-The-Classroom](https://www.teacherspayteachers.com/Store/Creating4-The-Classroom)    [teacherspayteachers.com/Store/Rainbow-Sprinkle-Studio-Sasha-Mitten](https://www.teacherspayteachers.com/Store/Rainbow-Sprinkle-Studio-Sasha-Mitten)  
[teacherspayteachers.com/Store/First-Class-Clipart](https://www.teacherspayteachers.com/Store/First-Class-Clipart)    [etsy.com/au/shop/ClipArtisan](https://www.etsy.com/au/shop/ClipArtisan)    [teacherspayteachers.com/Store/Muggy-Studio](https://www.teacherspayteachers.com/Store/Muggy-Studio)

This packet contains Images used under license from Shutterstock.com

**FONTS** [schoolfonts.com.au](http://schoolfonts.com.au)    [teacherspayteachers.com/Store/Kimberly-Geswein-Fonts](https://www.teacherspayteachers.com/Store/Kimberly-Geswein-Fonts)  
[teacherspayteachers.com/Store/Ramonam-Graphics](https://www.teacherspayteachers.com/Store/Ramonam-Graphics)

**PRINTING TIP** This resource has been designed for printing on A4-sized paper. If you are printing on a different size, select "shrink to printable area" or "print to fit page" (or a similar option) in order for the contents of this unit to print correctly.

Copyright ©2013 by Lavinia Pop - All rights reserved by author.

Purchase of this item entitles the purchaser the right to reproduce the pages for personal and classroom use. Duplication for other classes, an entire school or commercial purposes is strictly prohibited without written permission from the author. Minor editing is permitted only for personal use, however the document remains under copyright even when edited. Posting this item in whole or in part on the Internet in any form is strictly prohibited and is a violation of the Digital Millennium Copyright Act (DMCA).

Please be fair and don't share! If you are not the original purchaser of this file, please visit my store to purchase a copy. [Kinder-Resources.com](http://Kinder-Resources.com)

let's connect!



[Kinder-Resources.com](http://Kinder-Resources.com)



[facebook.com/KinderResources](https://facebook.com/KinderResources)



[instagram.com/laviniapop\\_kinder\\_resources](https://instagram.com/laviniapop_kinder_resources)



[pinterest.com/laviniapop](https://pinterest.com/laviniapop)

# Introduction

This fun and educational *School Bus Word Family Sort* activity is designed to help children develop their reading and phonics skills by focusing on word families. With vibrant school bus mats and word cards, this activity offers an interactive way for children to practice sorting words based on their endings.

## Features:

- **Word family focus:** Five distinct school bus sorting mats, each in a different color, represent the following word families: ap, et, id, ob, and un.
- **Child-friendly design:** Each school bus mat features three children at the windows, encouraging children to match the words on the window cards to the correct bus.

## To Prepare the Activity:

- **Print and laminate:** Start by printing the school bus sorting mats and window word cards. Laminate them to ensure durability for repeated use.
- **Cut apart:** Carefully cut out each school bus mat and window word card.

## How to Use:

- **Identify and Sort:** Children will read the word on each window card and identify its ending. They will then sort the word to the correct school bus mat based on its word family.
- **Recording page:** A recording page is included where children can write the word on each empty window on the correct bus, reinforcing their learning and providing a visual summary of their understanding.

This *School Bus Word Family Sort* activity is an excellent way to make learning fun and engaging, helping children improve their phonics and reading skills while enjoying the process.

Happy Teaching :)

# WORD FAMILY SORT

## I can

1

Lay the bus mats and children cards in front of me.

2


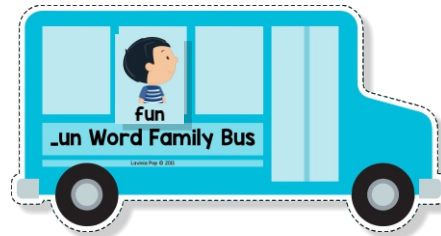


Read the words on the children cards and listen to the ending sounds.

3

Sort the children to the correct word family bus.

4


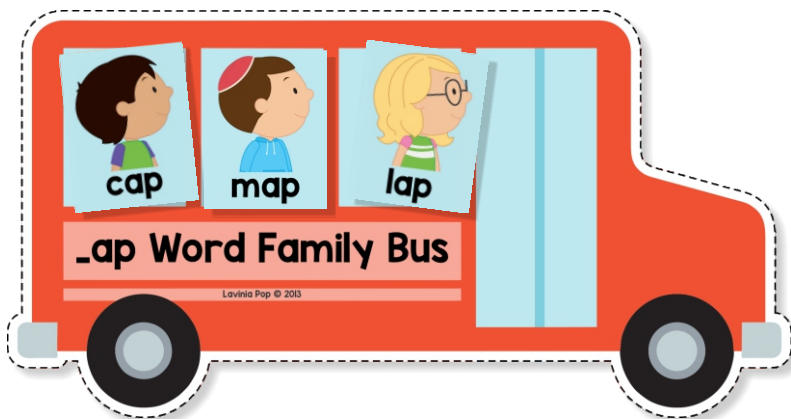
Record my work.



Lavinia Pop © 2013

# BACK TO SCHOOL

## Word Family Sort



Lavinia Pop © 2013



**did**



**lid**



**kid**

Blank writing area for the word 'did'.

Blank writing area for the word 'lid'.

Blank writing area for the word 'kid'.

Blank writing area for the word 'kid'.

**-id Word Family Bus**

Lavinia Pop © 2013

