

school count & graph

MATH ACTIVITY

4 activity cards | recording pages

This activity card features a collection of school supplies: 3 sets of 3 markers each, 3 pencils, 3 glue sticks, and 2 crayon containers. Below the collection is a 6x6 grid for recording counts. The first column of the grid is labeled with numbers 5, 4, 3, 2, 1, and a circle containing the letter 'A'. The bottom row of the grid contains small icons of the school supplies: a red glue stick, a yellow glue stick, a set of 3 markers, a pencil, and a crayon container.

5					
4					
3					
2					
1					
A					

Lavinia Pop © 2013


Name:

COUNT AND GRAPH RECORDING PAGE

Write the graph results next to each picture.

CARD A

By Lavinia Pop © 2013



5			●		
4			●	●	
3	●		●	●	
2	●		●	●	●
1	●	●	●	●	●
D					

Lavinia Pop © 2013



Thank you for downloading this product; I hope you will enjoy using it and that it will be a valuable resource for you! I value your feedback, so please don't hesitate to contact me if you have any concerns whatsoever as I will endeavour to address them. And if you like what I've done, please let me know by leaving feedback at my online store :)

Lavinia

lavinia@kinder-resources.com

ILLUSTRATIONS Kari Bolt, Erin Colleen Design, Little Red, Whimsy Clips, PartyHead Graphics, Ramona Majdis, Zip-a-Dee-doo-dah-Designs, Bunny on a Cloud, Krista Wallden - Creative Clips, Creating4 the Classroom, Rainbow Sprinkle Studio - Sasha Mitten, First Class Clipart, ClipArtisan, Muggy Studio

[teacherspayteachers.com/Store/Kari-Bolt](https://www.teacherspayteachers.com/Store/Kari-Bolt) [teacherspayteachers.com/Store/Erin-Colleen-Design](https://www.teacherspayteachers.com/Store/Erin-Colleen-Design)
[teacherspayteachers.com/Store/Littlered](https://www.teacherspayteachers.com/Store/Littlered) [teacherspayteachers.com/Store/Whimsy-Clips](https://www.teacherspayteachers.com/Store/Whimsy-Clips) [teacherspayteachers.com/StorePartyhead-Graphics](https://www.teacherspayteachers.com/Store/Partyhead-Graphics)
[teacherspayteachers.com/Store/Ramona-Majdis](https://www.teacherspayteachers.com/Store/Ramona-Majdis) [teacherspayteachers.com/Store/Zip-a-dee-doo-dah-Designs](https://www.teacherspayteachers.com/Store/Zip-a-dee-doo-dah-Designs)
[teacherspayteachers.com/Store/Bunny-On-A-Cloud](https://www.teacherspayteachers.com/Store/Bunny-On-A-Cloud) [teacherspayteachers.com/Store/Krista-Wallden-Creative-Clips](https://www.teacherspayteachers.com/Store/Krista-Wallden-Creative-Clips)
[teacherspayteachers.com/Store/Creating4-The-Classroom](https://www.teacherspayteachers.com/Store/Creating4-The-Classroom) [teacherspayteachers.com/Store/Rainbow-Sprinkle-Studio-Sasha-Mitten](https://www.teacherspayteachers.com/Store/Rainbow-Sprinkle-Studio-Sasha-Mitten)
[teacherspayteachers.com/Store/First-Class-Clipart](https://www.teacherspayteachers.com/Store/First-Class-Clipart) [etsy.com/au/shop/ClipArtisan](https://www.etsy.com/au/shop/ClipArtisan) [teacherspayteachers.com/Store/Muggy-Studio](https://www.teacherspayteachers.com/Store/Muggy-Studio)

This packet contains Images used under license from Shutterstock.com

FONTS schoolfonts.com.au [teacherspayteachers.com/Store/Kimberly-Geswein-Fonts](https://www.teacherspayteachers.com/Store/Kimberly-Geswein-Fonts)
[teacherspayteachers.com/Store/Ramonam-Graphics](https://www.teacherspayteachers.com/Store/Ramonam-Graphics)

PRINTING TIP This resource has been designed for printing on A4-sized paper. If you are printing on a different size, select "shrink to printable area" or "print to fit page" (or a similar option) in order for the contents of this unit to print correctly.

Copyright ©2013 by Lavinia Pop - All rights reserved by author.

Purchase of this item entitles the purchaser the right to reproduce the pages for personal and classroom use. Duplication for other classes, an entire school or commercial purposes is strictly prohibited without written permission from the author. Minor editing is permitted only for personal use, however the document remains under copyright even when edited. Posting this item in whole or in part on the Internet in any form is strictly prohibited and is a violation of the Digital Millennium Copyright Act (DMCA).

Please be fair and don't share! If you are not the original purchaser of this file, please visit my store to purchase a copy. Kinder-Resources.com

let's connect!



Kinder-Resources.com



facebook.com/KinderResources



instagram.com/laviniapop_kinder_resources



pinterest.com/laviniapop

Introduction

This engaging *School Count and Graph* activity is perfect for helping young learners develop essential counting and data representation skills. Designed for numbers 1-5, this activity allows children to practice counting and recording their findings in a fun, interactive way.

Why Graphing and Data Are Important:

Introducing graphing and data representation in kindergarten helps children build foundational math skills. Through this activity, students learn to organize and interpret data, which is crucial for their mathematical development and problem-solving abilities.

Features:

- **Counting and graphing:** The activity includes 4 cards where children count objects and then represent their findings by filling in the appropriate number of squares on the graph with an erasable marker, crayon, or manipulatives.
- **Recording pages:** Includes 4 half-page recording sheets that children can use to record their results.

To Prepare the Activity:

- **Print and laminate:** Printing the cards on durable paper and laminating them for repeated use.

How to Use:

- **Count and color:** Children will count the objects on each card and then fill in the graph by coloring the corresponding number of squares. Alternatively, use manipulatives to fill in the graph squares, offering a tactile learning experience.

This "School Count and Graph" activity provides a fun and educational way for children to explore numbers and data, setting the stage for future success in math.

Happy Teaching :)

COUNT AND GRAPH

I can

- 1 Count the objects that are the same.
- 2 Color the squares on the graph to show how many objects I counted.
- 3 Record my work.

This worksheet features a collection of school supplies: 3 sets of markers, 4 pencils, 3 glue sticks, and 2 crayon containers. Below the illustrations is a 5x5 grid for recording data. The rows are numbered 1 to 5, and the columns are labeled with icons: markers, glue stick, pencil, and crayon container. A small circle with the letter 'A' is in the bottom-left corner of the grid.

5				
4				
3				
2				
1				
A				

Lavinia Pop © 2013

Name: _____

COUNT AND GRAPH RECORDING PAGE

Write the graph results next to each picture.

CARD A

By Lavinia Pop © 2013

Lavinia Pop © 2013

BACK TO SCHOOL

Count
and
Graph

This worksheet features a collection of school supplies: 3 sets of markers, 4 pencils, 3 glue sticks, and 2 crayon containers. Below the illustrations is a 5x5 grid for recording data. The rows are numbered 1 to 5, and the columns are labeled with icons: markers, glue stick, pencil, and crayon container. A small circle with the letter 'A' is in the bottom-left corner of the grid.

5				
4				
3				
2				
1				
A				

Lavinia Pop © 2013

Name: _____

COUNT AND GRAPH RECORDING PAGE



Write the graph results next to each picture.

CARD A

By Lavinia Pop © 2013

Lavinia Pop © 2013








5					
4					
3					
2					
1					
A					

Name:

COUNT AND GRAPH RECORDING PAGE

Write the graph results next to each picture.

CARD A

Name:

COUNT AND GRAPH RECORDING PAGE

Write the graph results next to each picture.

CARD B

