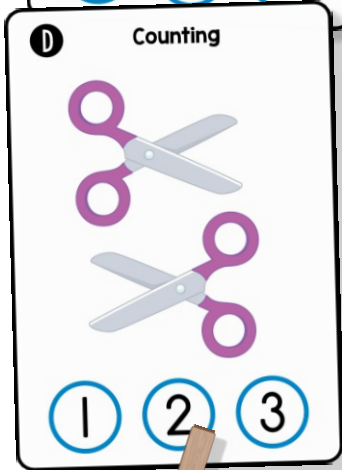
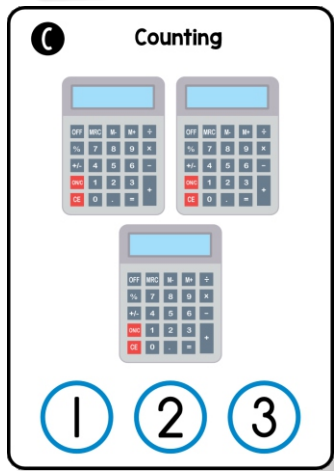




school counting

CLIP IT! ACTIVITY

20 cards | recording page



Name: _____

By Lavinia Pop © 2013 

COUNT AND CLIP RECORDING PAGE

Select the number of objects for each card letter.

A	1	2	3	K	4	5	6
B	1	2	3	L	4	5	6
C	1	2	3	M	5	6	7
D	1	2	3	N	5	6	7
E	3	4	5	O	5	6	7
F	3	4	5	P	5	6	7
G	3	4	5	Q	8	9	10
H	3	4	5	R	8	9	10
I	4	5	6	S	8	9	10
J	4	5	6	T	8	9	10




E Counting



3 4 5

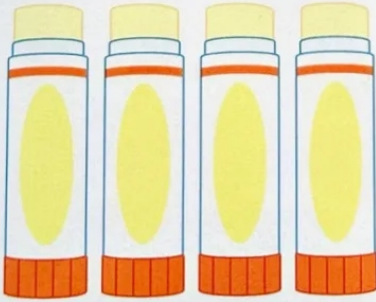
A light blue clothespin is placed over the number 4.

F Counting




3 4 5

H Counting



3 4 5

G Counting



3 4 5



Thank you for downloading this product; I hope you will enjoy using it and that it will be a valuable resource for you! I value your feedback, so please don't hesitate to contact me if you have any concerns whatsoever as I will endeavour to address them. And if you like what I've done, please let me know by leaving feedback at my online store :)

Lavinia

lavinia@kinder-resources.com

ILLUSTRATIONS Kari Bolt, Erin Colleen Design, Little Red, Whimsy Clips, PartyHead Graphics, Ramona Majdis, Zip-a-Dee-doo-dah-Designs, Bunny on a Cloud, Krista Wallden - Creative Clips, Creating4 the Classroom, Rainbow Sprinkle Studio - Sasha Mitten, First Class Clipart, ClipArtisan, Muggy Studio

[teacherspayteachers.com/Store/Kari-Bolt](https://www.teacherspayteachers.com/Store/Kari-Bolt) [teacherspayteachers.com/Store/Erin-Colleen-Design](https://www.teacherspayteachers.com/Store/Erin-Colleen-Design)
[teacherspayteachers.com/Store/Littlered](https://www.teacherspayteachers.com/Store/Littlered) [teacherspayteachers.com/Store/Whimsy-Clips](https://www.teacherspayteachers.com/Store/Whimsy-Clips) [teacherspayteachers.com/StorePartyhead-Graphics](https://www.teacherspayteachers.com/Store/Partyhead-Graphics)
[teacherspayteachers.com/Store/Ramona-Majdis](https://www.teacherspayteachers.com/Store/Ramona-Majdis) [teacherspayteachers.com/Store/Zip-a-dee-doo-dah-Designs](https://www.teacherspayteachers.com/Store/Zip-a-dee-doo-dah-Designs)
[teacherspayteachers.com/Store/Bunny-On-A-Cloud](https://www.teacherspayteachers.com/Store/Bunny-On-A-Cloud) [teacherspayteachers.com/Store/Krista-Wallden-Creative-Clips](https://www.teacherspayteachers.com/Store/Krista-Wallden-Creative-Clips)
[teacherspayteachers.com/Store/Creating4-The-Classroom](https://www.teacherspayteachers.com/Store/Creating4-The-Classroom) [teacherspayteachers.com/Store/Rainbow-Sprinkle-Studio-Sasha-Mitten](https://www.teacherspayteachers.com/Store/Rainbow-Sprinkle-Studio-Sasha-Mitten)
[teacherspayteachers.com/Store/First-Class-Clipart](https://www.teacherspayteachers.com/Store/First-Class-Clipart) [etsy.com/au/shop/ClipArtisan](https://www.etsy.com/au/shop/ClipArtisan) [teacherspayteachers.com/Store/Muggy-Studio](https://www.teacherspayteachers.com/Store/Muggy-Studio)

This packet contains Images used under license from Shutterstock.com

FONTS schoolfonts.com.au [teacherspayteachers.com/Store/Kimberly-Geswein-Fonts](https://www.teacherspayteachers.com/Store/Kimberly-Geswein-Fonts)
[teacherspayteachers.com/Store/Ramonam-Graphics](https://www.teacherspayteachers.com/Store/Ramonam-Graphics)

PRINTING TIP This resource has been designed for printing on A4-sized paper. If you are printing on a different size, select "shrink to printable area" or "print to fit page" (or a similar option) in order for the contents of this unit to print correctly.

Copyright ©2013 by Lavinia Pop - All rights reserved by author.

Purchase of this item entitles the purchaser the right to reproduce the pages for personal and classroom use. Duplication for other classes, an entire school or commercial purposes is strictly prohibited without written permission from the author. Minor editing is permitted only for personal use, however the document remains under copyright even when edited. Posting this item in whole or in part on the Internet in any form is strictly prohibited and is a violation of the Digital Millennium Copyright Act (DMCA).

Please be fair and don't share! If you are not the original purchaser of this file, please visit my store to purchase a copy. Kinder-Resources.com

let's connect!



Kinder-Resources.com



facebook.com/KinderResources



instagram.com/laviniapop_kinder_resources



pinterest.com/laviniapop

Introduction

This set of 20 School Themed Counting Cards is a fun and interactive way to help children practice counting and number recognition. Each card features school-themed pictures that children need to count, with three number options at the bottom from which they can select the correct answer.

Features:

- **Interactive counting:** Children count the objects on each card and choose the correct number from the three options provided.
- **Multiple ways to answer:** They can either clip a clothes peg on the correct number or use a dry-erase marker to color the circle corresponding to the correct answer.
- **Recording page:** A recording page is included where children can document the number they selected for each card, providing evidence of their completed work.

How to Use:

- **Print and Prepare:** Start by printing the cards on sturdy paper. Laminate them for durability and cut them apart for individual use.
- **Count and clip:** Children count the items on each card, then clip the correct number or color in the circle with a dry-erase marker.
- **Record the answers:** After selecting the correct number, children complete the recording page by showing the number they clipped for each card.


This set provides a hands-on approach to developing essential math skills, making counting and number recognition enjoyable and effective for young learners.

Happy Teaching! :)

COUNT AND CLIP

I can

- 1 Count the number of objects on the card.
- 2 Clip a peg to show my answer.
- 3 Record my work.



Name: _____

By Lavinia Pop © 2013

COUNT AND CLIP RECORDING PAGE


Select the number of objects for each card letter.

A	1	2	3	K	4	5	6
B	1	2	3	L	4	5	6
C	1	2	3	M	5	6	7
D	1	2	3	N	5	6	7
E	3	4	5	O	5	6	7
F	3	4	5	P	5	6	7
G	3	4	5	Q	8	9	10
H	3	4	5	R	8	9	10
I	4	5	6	S	8	9	10
J	4	5	6	T	8	9	10

Lavinia Pop © 2013

BACK TO SCHOOL

Count and Clip



Name: _____

By Lavinia Pop © 2013

COUNT AND CLIP RECORDING PAGE

Select the number of objects for each card letter.

A	1	2	3	K	4	5	6
B	1	2	3	L	4	5	6
C	1	2	3	M	5	6	7
D	1	2	3	N	5	6	7
E	3	4	5	O	5	6	7
F	3	4	5	P	5	6	7
G	3	4	5	Q	8	9	10
H	3	4	5	R	8	9	10
I	4	5	6	S	8	9	10
J	4	5	6	T	8	9	10

Lavinia Pop © 2013

A

Counting



1

2

3

B

Counting



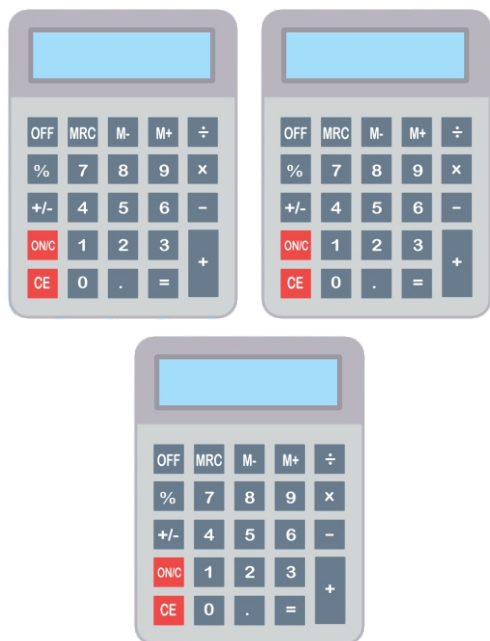
1

2

3

C

Counting




1

2

3

D

Counting



1

2

3