



# missing numbers 1-20

## MATH ACTIVITY

54 number cards | recording page



Lavinia Pop



**Thank you** for downloading this product; I hope you will enjoy using it and that it will be a valuable resource for you! I value your feedback, so please don't hesitate to contact me if you have any concerns whatsoever as I will endeavour to address them. And if you like what I've done, please let me know by leaving feedback at my online store :)

Lavinia

[lavinia@kinder-resources.com](mailto:lavinia@kinder-resources.com)

**ILLUSTRATIONS** Kari Bolt, Erin Colleen Design, Little Red, Whimsy Clips, PartyHead Graphics, Ramona Majdis, Zip-a-Dee-doo-dah-Designs, Bunny on a Cloud, Krista Wallden - Creative Clips, Creating4 the Classroom, Rainbow Sprinkle Studio - Sasha Mitten, First Class Clipart, ClipArtisan, Muggy Studio

[teacherspayteachers.com/Store/Kari-Bolt](https://www.teacherspayteachers.com/Store/Kari-Bolt)    [teacherspayteachers.com/Store/Erin-Colleen-Design](https://www.teacherspayteachers.com/Store/Erin-Colleen-Design)  
[teacherspayteachers.com/Store/Littlered](https://www.teacherspayteachers.com/Store/Littlered)    [teacherspayteachers.com/Store/Whimsy-Clips](https://www.teacherspayteachers.com/Store/Whimsy-Clips)    [teacherspayteachers.com/StorePartyhead-Graphics](https://www.teacherspayteachers.com/Store/Partyhead-Graphics)  
[teacherspayteachers.com/Store/Ramona-Majdis](https://www.teacherspayteachers.com/Store/Ramona-Majdis)    [teacherspayteachers.com/Store/Zip-a-dee-doo-dah-Designs](https://www.teacherspayteachers.com/Store/Zip-a-dee-doo-dah-Designs)  
[teacherspayteachers.com/Store/Bunny-On-A-Cloud](https://www.teacherspayteachers.com/Store/Bunny-On-A-Cloud)    [teacherspayteachers.com/Store/Krista-Wallden-Creative-Clips](https://www.teacherspayteachers.com/Store/Krista-Wallden-Creative-Clips)  
[teacherspayteachers.com/Store/Creating4-The-Classroom](https://www.teacherspayteachers.com/Store/Creating4-The-Classroom)    [teacherspayteachers.com/Store/Rainbow-Sprinkle-Studio-Sasha-Mitten](https://www.teacherspayteachers.com/Store/Rainbow-Sprinkle-Studio-Sasha-Mitten)  
[teacherspayteachers.com/Store/First-Class-Clipart](https://www.teacherspayteachers.com/Store/First-Class-Clipart)    [etsy.com/au/shop/ClipArtisan](https://www.etsy.com/au/shop/ClipArtisan)    [teacherspayteachers.com/Store/Muggy-Studio](https://www.teacherspayteachers.com/Store/Muggy-Studio)

This packet contains Images used under license from Shutterstock.com

**FONTS** [schoolfonts.com.au](http://schoolfonts.com.au)    [teacherspayteachers.com/Store/Kimberly-Geswein-Fonts](https://www.teacherspayteachers.com/Store/Kimberly-Geswein-Fonts)  
[teacherspayteachers.com/Store/Ramonam-Graphics](https://www.teacherspayteachers.com/Store/Ramonam-Graphics)

**PRINTING TIP** This resource has been designed for printing on A4-sized paper. If you are printing on a different size, select "shrink to printable area" or "print to fit page" (or a similar option) in order for the contents of this unit to print correctly.

Copyright ©2013 by Lavinia Pop - All rights reserved by author.

Purchase of this item entitles the purchaser the right to reproduce the pages for personal and classroom use. Duplication for other classes, an entire school or commercial purposes is strictly prohibited without written permission from the author. Minor editing is permitted only for personal use, however the document remains under copyright even when edited. Posting this item in whole or in part on the Internet in any form is strictly prohibited and is a violation of the Digital Millennium Copyright Act (DMCA).

Please be fair and don't share! If you are not the original purchaser of this file, please visit my store to purchase a copy. [Kinder-Resources.com](http://Kinder-Resources.com)

let's connect!



[Kinder-Resources.com](http://Kinder-Resources.com)



[facebook.com/KinderResources](https://facebook.com/KinderResources)



[instagram.com/laviniapop\\_kinder\\_resources](https://instagram.com/laviniapop_kinder_resources)



[pinterest.com/laviniapop](https://pinterest.com/laviniapop)

# Introduction

Introduce your students to the fun of number sequencing with this Apple-Themed Missing Numbers Math Activity, designed for numbers 1-20. This interactive write-and-wipe activity is perfect for helping children practice identifying and filling in missing numbers within a sequence.

## Features:

- **Engaging apple theme:** Each card features a vibrant apple design, making learning more enjoyable for young students.
- **Sequential practice:** Each card displays three numbers, with one number missing at the beginning, middle, or end of the sequence.
- **Versatile tools:** Children can fill in the missing number using dry-erase markers, magnetic numbers, or number tiles, providing multiple ways to engage with the material.
- **Recording page:** A recording page is included for students to write out the complete number sequences from 12 cards they completed, providing evidence of their work.

## How to Prepare:

- **Print and laminate:** Print the cards on sturdy paper, laminate them for durability, and cut them apart.
- **Organize:** Consider making a hole in the top left corner of each card and securing them with a key ring, pipe cleaner, or ribbon for easy organization.

This apple-themed activity offers a fun and effective way for children to build number fluency and confidence in number sequencing.

Happy Teaching! :)

# MISSING NUMBERS

## I can

- 1 Read the numbers on the card.
- 2 Determine the missing number and write it.
- 3 Record my work.



Name: \_\_\_\_\_

**MISSING NUMBERS RECORDING PAGE**


Write some of the missing numbers you worked on today.


By Lavinia Pop © 2013

Lavinia Pop © 2013

# BACK TO SCHOOL

## Missing Numbers



Name: \_\_\_\_\_

**MISSING NUMBERS RECORDING PAGE**

Write some of the missing numbers you worked on today.


By Lavinia Pop © 2013

Lavinia Pop © 2013

