

build a pattern

MATH ACTIVITY

20 patterns to copy and complete | AB, ABB, AAB, AABB

BUILD-A-PATTERN **A**



BUILD-A-PATTERN **B**



BUILD-A-PATTERN **C**

































Name: _____


By Lavinia Pop © 2013

BUILD A PATTERN RECORDING PAGE

Select the picture needed to complete each pattern.

| | | | | | |
|--|---|--|---|--|---|
| A  |  | H  |  | O  |  |
| B  |  | I  |  | P  |  |
| C  |  | J  |  | Q  |  |
| D  |  | K  |  | R  |  |
| E  |  | L  |  | S  |  |
| F  |  | M  |  | T  |  |
| G  |  | N  |  | | |

By Lavinia Pop © 2013



Thank you for downloading this product; I hope you will enjoy using it and that it will be a valuable resource for you! I value your feedback, so please don't hesitate to contact me if you have any concerns whatsoever as I will endeavour to address them. And if you like what I've done, please let me know by leaving feedback at my online store :)

Lavinia

lavinia@kinder-resources.com

ILLUSTRATIONS Kari Bolt, Erin Colleen Design, Little Red, Whimsy Clips, PartyHead Graphics, Ramona Majdis, Zip-a-Dee-doo-dah-Designs, Bunny on a Cloud, Krista Wallden - Creative Clips, Creating4 the Classroom, Rainbow Sprinkle Studio - Sasha Mitten, First Class Clipart, ClipArtisan, Muggy Studio

[teacherspayteachers.com/Store/Kari-Bolt](https://www.teacherspayteachers.com/Store/Kari-Bolt) [teacherspayteachers.com/Store/Erin-Colleen-Design](https://www.teacherspayteachers.com/Store/Erin-Colleen-Design)
[teacherspayteachers.com/Store/Littlered](https://www.teacherspayteachers.com/Store/Littlered) [teacherspayteachers.com/Store/Whimsy-Clips](https://www.teacherspayteachers.com/Store/Whimsy-Clips) [teacherspayteachers.com/Store/Partyhead-Graphics](https://www.teacherspayteachers.com/Store/Partyhead-Graphics)
[teacherspayteachers.com/Store/Ramona-Majdis](https://www.teacherspayteachers.com/Store/Ramona-Majdis) [teacherspayteachers.com/Store/Zip-a-dee-doo-dah-Designs](https://www.teacherspayteachers.com/Store/Zip-a-dee-doo-dah-Designs)
[teacherspayteachers.com/Store/Bunny-On-A-Cloud](https://www.teacherspayteachers.com/Store/Bunny-On-A-Cloud) [teacherspayteachers.com/Store/Krista-Wallden-Creative-Clips](https://www.teacherspayteachers.com/Store/Krista-Wallden-Creative-Clips)
[teacherspayteachers.com/Store/Creating4-The-Classroom](https://www.teacherspayteachers.com/Store/Creating4-The-Classroom) [teacherspayteachers.com/Store/Rainbow-Sprinkle-Studio-Sasha-Mitten](https://www.teacherspayteachers.com/Store/Rainbow-Sprinkle-Studio-Sasha-Mitten)
[teacherspayteachers.com/Store/First-Class-Clipart](https://www.teacherspayteachers.com/Store/First-Class-Clipart) [etsy.com/au/shop/ClipArtisan](https://www.etsy.com/au/shop/ClipArtisan) [teacherspayteachers.com/Store/Muggy-Studio](https://www.teacherspayteachers.com/Store/Muggy-Studio)

This packet contains Images used under license from Shutterstock.com

FONTS schoolfonts.com.au [teacherspayteachers.com/Store/Kimberly-Geswein-Fonts](https://www.teacherspayteachers.com/Store/Kimberly-Geswein-Fonts)
[teacherspayteachers.com/Store/Ramonam-Graphics](https://www.teacherspayteachers.com/Store/Ramonam-Graphics)

PRINTING TIP This resource has been designed for printing on A4-sized paper. If you are printing on a different size, select "shrink to printable area" or "print to fit page" (or a similar option) in order for the contents of this unit to print correctly.

Copyright ©2013 by Lavinia Pop - All rights reserved by author.

Purchase of this item entitles the purchaser the right to reproduce the pages for personal and classroom use. Duplication for other classes, an entire school or commercial purposes is strictly prohibited without written permission from the author. Minor editing is permitted only for personal use, however the document remains under copyright even when edited. Posting this item in whole or in part on the Internet in any form is strictly prohibited and is a violation of the Digital Millennium Copyright Act (DMCA).

Please be fair and don't share! If you are not the original purchaser of this file, please visit my store to purchase a copy. Kinder-Resources.com

let's connect!



Kinder-Resources.com



facebook.com/KinderResources



instagram.com/laviniapop_kinder_resources



pinterest.com/laviniapop

Introduction

Introduce your students to pattern recognition with the Build a Pattern School Theme activity set. This resource includes 20 pattern cards, with 5 cards each for AB, ABB, AAB, and AABB patterns, designed to make learning both fun and interactive.

Features:

- **20 pattern cards:** Each card presents a different pattern type (AB, ABB, AAB, AABB) for children to build and complete.
- **Large picture cards:** Children use these to physically build the pattern shown on their pattern card.
- **Recording page:** Once the pattern is built, children select the correct picture from the two provided to complete the pattern, documenting their choice on the included recording page.

How to Use:

- **Print and prepare:** Print and laminate all the pages to ensure durability.
- **Build and complete:** Children build the pattern using the large picture cards, then decide which picture should go in the empty square to complete the pattern.

This activity set provides a hands-on approach to developing essential pattern recognition skills, making learning engaging and effective for young students.

Happy Teaching! :)

BUILD A PATTERN

I can

- 1 Build the pattern show on the card.
- 2 Select the picture needed to continue the sequence.
- 3 Record my work.



Lavinia Pop © 2013

BACK TO SCHOOL

Build a Pattern




Lavinia Pop © 2013



**Print several
copies of
this page.**


BUILD-A-PATTERN

A




BUILD-A-PATTERN

B


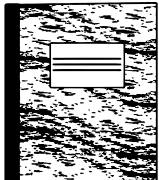
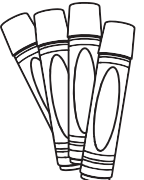
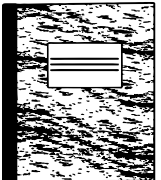
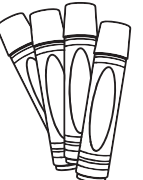

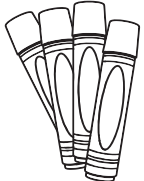
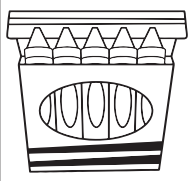



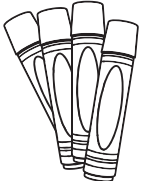

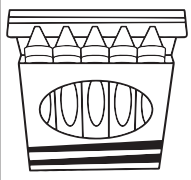





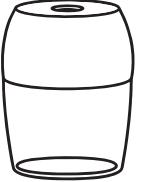
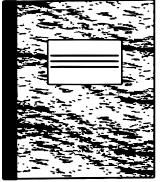

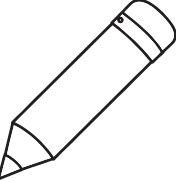

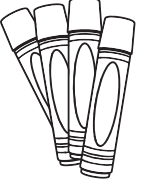


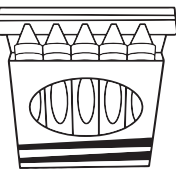
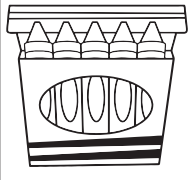

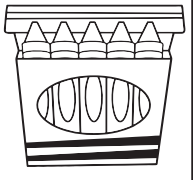
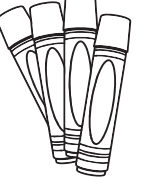




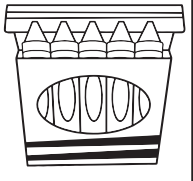


Name:



BUILD A PATTERN RECORDING PAGE

Select the picture needed to complete each pattern.

| | | | | | | | | |
|----------|---|---|----------|---|--|----------|---|---|
| A |  |  | H |  |  | O |  |  |
| B |  |  | I |  |  | P |  |  |
| C |  |  | J |  |  | Q |  |  |
| D |  |  | K |  |  | R |  |  |
| E |  |  | L |  |  | S |  |  |
| F |  |  | M |  |  | T |  |  |
| G |  |  | N |  |  | | | |