



# Phoneme Segmentation Cards

Lavinia Pop © 2014

Three empty boxes for phoneme segmentation.

Lavinia Pop © 2014

Three empty boxes for phoneme segmentation.

Lavinia Pop © 2014

Three empty boxes for phoneme segmentation.

Three empty boxes for phoneme segmentation.

Lavinia Pop © 2014

Three boxes containing the letters **b**, **o**, and **x**.

Lavinia Pop © 2014

Three boxes containing the letters **b**, **e**, and **d**.

Name: \_\_\_\_\_

**b**

I can write words match the pictures.


**Thank you** for downloading this product; I hope you will enjoy using it and that it will be a valuable resource for you! I value your feedback, so please don't hesitate to contact me if you have any concerns whatsoever as I will endeavour to address them. And if you like what I've done, please let me know by leaving feedback at my online store :)

Lavinia

[lavinia@kinder-resources.com](mailto:lavinia@kinder-resources.com)

**ILLUSTRATIONS** Kari Bolt, Little Red, Hidesy's Clipart, Dancing Crayon Designs, Whimsy Clips, Educlips Clip Art, Ramona Majdis, Zip-a-Dee-doo-dah-Designs, Bunny on a Cloud, Krista Wallden - Creative Clips, Creating4 the Classroom, Rainbow Sprinkle Studio - Sasha Mitten, First Class Clipart, Erin Colleen Design

[teacherspayteachers.com/Store/Kari-Bolt](https://teacherspayteachers.com/Store/Kari-Bolt)   [teacherspayteachers.com/Store/Littered](https://teacherspayteachers.com/Store/Littered)   [teacherspayteachers.com/Store/Hidesys-Clipart](https://teacherspayteachers.com/Store/Hidesys-Clipart)  
[dancingcrayon.com](https://dancingcrayon.com)   [teacherspayteachers.com/Store/Whimsy-Clips](https://teacherspayteachers.com/Store/Whimsy-Clips)   [teacherspayteachers.com/Store/Educlips](https://teacherspayteachers.com/Store/Educlips)  
[teacherspayteachers.com/Store/Ramona-Majdis](https://teacherspayteachers.com/Store/Ramona-Majdis)   [teacherspayteachers.com/Store/Zip-a-dee-doo-dah-Designs](https://teacherspayteachers.com/Store/Zip-a-dee-doo-dah-Designs)  
[teacherspayteachers.com/Store/Bunny-On-A-Cloud](https://teacherspayteachers.com/Store/Bunny-On-A-Cloud)   [teacherspayteachers.com/Store/Krista-Wallden-Creative-Clips](https://teacherspayteachers.com/Store/Krista-Wallden-Creative-Clips)  
[teacherspayteachers.com/Store/Creating4-The-Classroom](https://teacherspayteachers.com/Store/Creating4-The-Classroom)   [teacherspayteachers.com/Store/Rainbow-Sprinkle-Studio-Sasha-Mitten](https://teacherspayteachers.com/Store/Rainbow-Sprinkle-Studio-Sasha-Mitten)  
[teacherspayteachers.com/Store/First-Class-Clipart](https://teacherspayteachers.com/Store/First-Class-Clipart)   [teacherspayteachers.com/Store/Erin-Colleen-Design](https://teacherspayteachers.com/Store/Erin-Colleen-Design)

This packet contains Images used under license from Shutterstock.com

**FONTS** [schoolfonts.com.au](https://schoolfonts.com.au)   [teacherspayteachers.com/Store/Kimberly-Geswein-Fonts](https://teacherspayteachers.com/Store/Kimberly-Geswein-Fonts)  
[teacherspayteachers.com/Store/Ramonam-Graphics](https://teacherspayteachers.com/Store/Ramonam-Graphics)

**PRINTING TIP** This resource has been designed for printing on A4-sized paper. If you are printing on a different size, select "shrink to printable area" or "print to fit page" (or a similar option) in order for the contents of this unit to print correctly.

Copyright © 2014 by Lavinia Pop - All rights reserved by author.

Purchase of this item entitles the purchaser the right to reproduce the pages for personal and classroom use. Duplication for other classes, an entire school or commercial purposes is strictly prohibited without written permission from the author. Minor editing is permitted only for personal use, however the document remains under copyright even when edited. Posting this item in whole or in part on the Internet in any form is strictly prohibited and is a violation of the Digital Millennium Copyright Act (DMCA).

Please be fair and don't share! If you are not the original purchaser of this file, please visit my store to purchase a copy. [Kinder-Resources.com](https://Kinder-Resources.com)

let's connect!



[Kinder-Resources.com](https://Kinder-Resources.com)



[facebook.com/KinderResources](https://facebook.com/KinderResources)



[instagram.com/laviniapop\\_kinder\\_resources](https://instagram.com/laviniapop_kinder_resources)



[pinterest.com/laviniapop](https://pinterest.com/laviniapop)

# Introduction

The CVC Phoneme Segmentation Cards packet is an essential tool for helping children isolate sounds in CVC words. This comprehensive set includes 180 CVC phoneme segmenting cards, organized alphabetically to align with a "Letter of the Week" curriculum or as an independent activity. The packet also features 16 worksheets with pictures and a blank worksheet for versatile practice.

## Features:

- **180 phoneme segmenting cards:** Alphabetically arranged, perfect for focused phonics practice.
- **16 worksheets:** Picture-based worksheets to reinforce learning, plus a blank worksheet for additional exercises.
- **Varied clip art:** Cards and worksheets use different clip art to maintain visual engagement.

## How to Use:

- **Print and prepare:** Print the pages, laminate them for durability, and cut the cards along the dashed lines.
- **Sound and segment:** Children say the word depicted on each card, touch each square as they slowly sound out the word, and place a letter tile in each square to represent the individual sounds.
- **Record and review:** Once the word is complete, children can read the whole word aloud and use the recording sheet to reinforce their learning.

This engaging activity is perfect for building foundational phonemic awareness and early reading skills, helping children confidently decode and spell CVC words.

Happy Teaching! :)



## See it in action:

You can see this unit in action in my preschool blog posts. Please note, this resource has been updated with new clip art and worksheets since this post was written.

Here is a link to the letter J: [www.inmyworld.com.au/preschool-letter-j/](http://www.inmyworld.com.au/preschool-letter-j/)

# Words Included

## Worksheets

**B** bed, bag, bit, bat, bin, bug, bun, box, beg

**C** cob, cat, cut, cot, cog, cap, can, cup, cub

**D** dig, dad, dim, dot, den, dip, dab, dog, dub

**F** fox, fed, fix, fan, fun, fig, fog, fin, fax

**G** gum, gap (tooth), gas, get, gut, gab, gig, gap (ground), got

**H** hat, hen, hop, hot, hid, ham, hit, hug, hut

**J/K** jug, jam, jet, jog, jot, job, kid, kit, kin

**L** lip, lab, log, led, lot, lid, lit, lap, leg

**M** man, mug, mud, mop, mix, mom (mum), mad, map, mat

**N** nip, nap, nun, net, nag, nit, nod, nut, nip

**P** pen, pan, pin, pot, pig, pet, pup, pad, pop

**R** rug, rat, rib, rod, red, ram, rip, rot, run

**S** sit, sum, sad, sob, sap, six, set, sun, sip

**T** tin, tub, ten, tug, tan, tab, tag, tux, tip

**V/W** van, vet, wig, wet, web, wag, wed, wax, win

**Y/Z** yum, yam, yen, yak, zip, zap, zig (zag), zit

# Words Included

## Cards

**B** bag, bat (animal), bat (sport) bed, beg, bin, bit, bog, box, bug, bun, bus

**C** cab, can, cap, cat, cob, cog, cod, cop, cot, cub, cup, cut

**D** dab (bingo) dab (child), dad, dam, den, dig, dim, dip, dog, dot, dub, dug

**F** fan, fax, fat, fed, fib, fig, fin, fit, fix, fog, fox, fun

**G** gab, gap (ground) gap (tooth), gas, get, gig, gum, gut

**H** ham, hat, hem, hen, hid, hip, hit, hog, hop, hot, hug, hut

**J** jab, jam, jet, jig, job, jog, jot, jug

**K** kid (child), kid (goat), kit, kin

**L** lab, lad, lag, lap, led, leg, lid, lip, lit, log, lot, lug

**M** mad, man, map, mat, men, met, mix, mob, mom (mum), mop, mud, mug

**N** nab, nap, net, nip, nit, nod, nun, nut

**P** pad, pan, pat, pen, pet, pig, pin, pod, pop, pot, pug, pup

**R** rag, ram, rap, rat, red, rid, rip, rod, rot, rub, rug, run

**S** sad, sag, sap, sax, set, sip, sit, six, sob, sub, sum, sun

**T** tab, tag, tan, ted (teddy bear) ten, tin, tip, top, tot, tub, tug, tux

**V** van, vat, bet, vex

**W** wad, wag, wax, web, wed, wet, wig, win

**Y** yak, yam, yen, yum

**Z** zap, Zig (zag) zip, zit

Name:

Date:

--

--

I can write words and draw pictures to match.






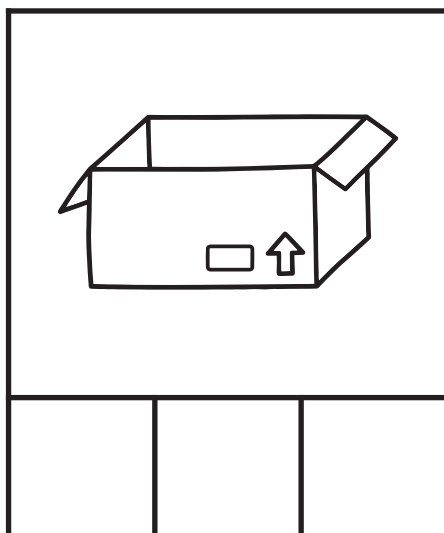





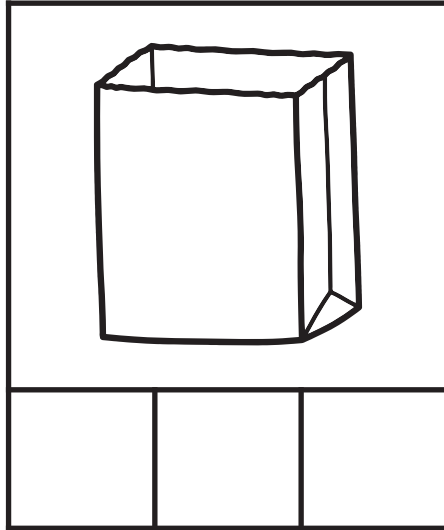







Name: \_\_\_\_\_

**b**

I can write words match the pictures.



Lavinia Pop © 2014



--	--	--

Lavinia Pop © 2014



--	--	--

Lavinia Pop © 2014



--	--	--

Lavinia Pop © 2014



--	--	--



Lavinia Pop © 2014




--	--	--

Lavinia Pop © 2014



--	--	--

Lavinia Pop © 2014



--	--	--

Lavinia Pop © 2014




--	--	--




--	--	--



--	--	--



--	--	--



--	--	--