
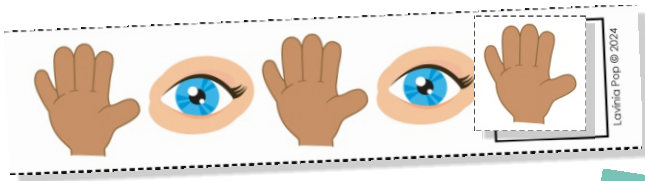



sorting & sequencing

PRINTABLE ACTIVITIES

5 activities to promote sorting and sequencing skills



Thank you for downloading this product; I hope you will enjoy using it and that it will be a valuable resource for you! I value your feedback, so please don't hesitate to contact me if you have any concerns whatsoever as I will endeavour to address them. And if you like what I've done, please let me know by leaving feedback at my online store :)

Lavinia

lavinia@kinder-resources.com

ILLUSTRATIONS Kari Bolt, Erin Colleen Design, Little Red, Whimsy Clips, PartyHead Graphics, Ramona Majdis, Zip-a-Dee-doo-dah-Designs, Bunny on a Cloud, Krista Wallden - Creative Clips, Creating4 the Classroom, Rainbow Sprinkle Studio - Sasha Mitten, First Class Clipart, ClipArtisan, Muggy Studio

[teacherspayteachers.com/Store/Kari-Bolt](https://www.teacherspayteachers.com/Store/Kari-Bolt) [teacherspayteachers.com/Store/Erin-Colleen-Design](https://www.teacherspayteachers.com/Store/Erin-Colleen-Design)
[teacherspayteachers.com/Store/Littlered](https://www.teacherspayteachers.com/Store/Littlered) [teacherspayteachers.com/Store/Whimsy-Clips](https://www.teacherspayteachers.com/Store/Whimsy-Clips) [teacherspayteachers.com/Store/Partyhead-Graphics](https://www.teacherspayteachers.com/Store/Partyhead-Graphics)
[teacherspayteachers.com/Store/Ramona-Majdis](https://www.teacherspayteachers.com/Store/Ramona-Majdis) [teacherspayteachers.com/Store/Zip-a-dee-doo-dah-Designs](https://www.teacherspayteachers.com/Store/Zip-a-dee-doo-dah-Designs)
[teacherspayteachers.com/Store/Bunny-On-A-Cloud](https://www.teacherspayteachers.com/Store/Bunny-On-A-Cloud) [teacherspayteachers.com/Store/Krista-Wallden-Creative-Clips](https://www.teacherspayteachers.com/Store/Krista-Wallden-Creative-Clips)
[teacherspayteachers.com/Store/Creating4-The-Classroom](https://www.teacherspayteachers.com/Store/Creating4-The-Classroom) [teacherspayteachers.com/Store/Rainbow-Sprinkle-Studio-Sasha-Mitten](https://www.teacherspayteachers.com/Store/Rainbow-Sprinkle-Studio-Sasha-Mitten)
[teacherspayteachers.com/Store/First-Class-Clipart](https://www.teacherspayteachers.com/Store/First-Class-Clipart) [etsy.com/au/shop/ClipArtisan](https://www.etsy.com/au/shop/ClipArtisan) [teacherspayteachers.com/Store/Muggy-Studio](https://www.teacherspayteachers.com/Store/Muggy-Studio)

This packet contains Images used under license from Shutterstock.com

FONTS [schoolfonts.com.au](https://www.schoolfonts.com.au) [teacherspayteachers.com/Store/Kimberly-Geswein-Fonts](https://www.teacherspayteachers.com/Store/Kimberly-Geswein-Fonts)
[teacherspayteachers.com/Store/Ramonam-Graphics](https://www.teacherspayteachers.com/Store/Ramonam-Graphics)

PRINTING TIP This resource has been designed for printing on A4-sized paper. If you are printing on a different size, select "shrink to printable area" or "print to fit page" (or a similar option) in order for the contents of this unit to print correctly.

Copyright © 2024 by Lavinia Pop - All rights reserved by author.

Purchase of this item entitles the purchaser the right to reproduce the pages for personal and classroom use. Duplication for other classes, an entire school or commercial purposes is strictly prohibited without written permission from the author. Minor editing is permitted only for personal use, however the document remains under copyright even when edited. Posting this item in whole or in part on the Internet in any form is strictly prohibited and is a violation of the Digital Millennium Copyright Act (DMCA).

Please be fair and don't share! If you are not the original purchaser of this file, please visit my store to purchase a copy. [Kinder-Resources.com](https://www.Kinder-Resources.com)

let's connect!



[Kinder-Resources.com](https://www.Kinder-Resources.com)



facebook.com/KinderResources



instagram.com/laviniapop_kinder_resources



pinterest.com/laviniapop

Introduction

Enhance early learning with our All About Me Sorting & Sequencing Activities Bundle, perfect for preschool and kindergarten students! This set includes five engaging activities designed to develop critical thinking, pattern recognition, and personal preferences in young learners.

1. Which Picture Is Different? Emotions (4 Cards)

- **Preparation:** Print and laminate the cards for durability, then cut them apart. Provide children with clothes pegs or paper clips for answering.
- **Activity:** Children use clothes pegs or paper clips to mark the picture that is different from the others on each card. This activity encourages attention to detail and visual discrimination.

2. What Doesn't Belong? Kid's Activities (4 Cards)

- **Preparation:** Print, laminate, and cut out the cards. Equip children with clothes pegs or paper clips.
- **Activity:** Children clip a peg on the picture that doesn't fit with the others on each card. This helps develop critical thinking and categorization skills.

3. Sorting Food I Like and Don't Like

- **Preparation:** Print and laminate the pages, then cut out the food items. Optionally, attach transparent Velcro to the backs of the items for easy placement on the mats.
- **Activity:** Children sort the food items into the "I Like" or "I Don't Like" mats, fostering decision-making and sorting skills while discussing personal preferences.

4. Getting Ready for School Sequencing Cards (4-Part Sequencing)

- **Preparation:** Print, laminate, and cut out the sequencing cards. Optionally, attach Velcro to the back of each picture and box.
- **Activity:** Children arrange the cards in the correct order to illustrate the sequence of getting ready for school, promoting sequencing and organizational skills.

5. Body Parts AB Patterns (5 Cards)

- **Preparation:** Print, laminate, and cut out the pattern cards. Attach picture cutouts to the end of clothes pegs or use Velcro for an interactive experience.
- **Activity:** Children identify the patterns on the cards and use the pegs to clip the correct picture to complete each pattern, supporting pattern recognition and fine motor development.

These activities offer a mix of visual discrimination, critical thinking, and fine motor skill-building in a fun and interactive way, making them ideal for enhancing early childhood education.

Happy Teaching! :)



Which picture is different?

Lavinia Pop © 2024

Which picture is different?

Lavinia Pop © 2024

Which picture is different?

Lavinia Pop © 2024

Which picture is different?

Lavinia Pop © 2024





What doesn't belong?

Lavinia Pop © 2024

What doesn't belong?

Lavinia Pop © 2024

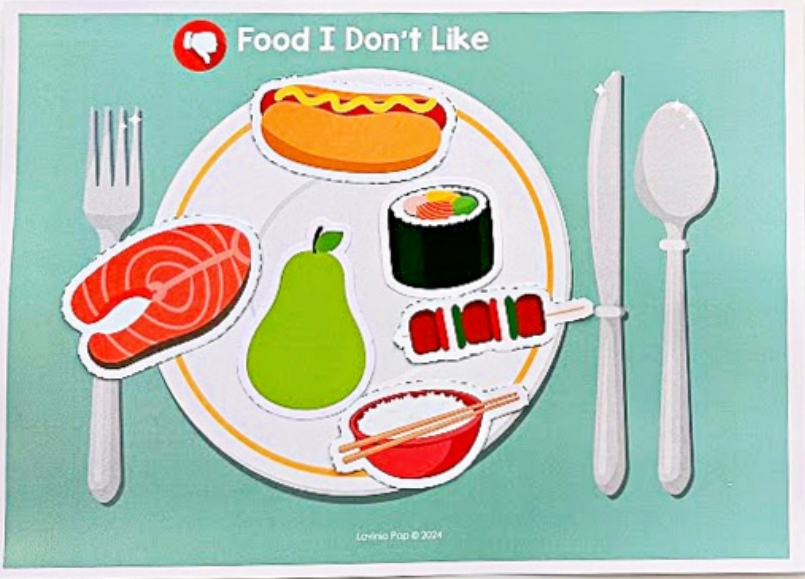
What doesn't belong?

Lavinia Pop © 2024

What doesn't belong?




Lavinia Pop © 2024


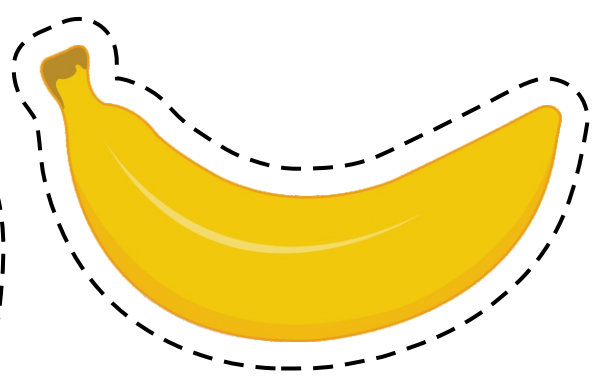
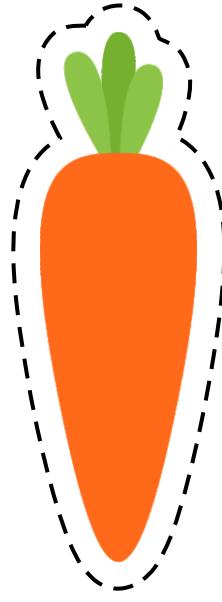









Food I Like







Getting Ready for School



Lavinia Pop © 2024



Lavinia Pop © 2024



Lavinia Pop © 2024

4



Lavinia Pop © 2024



