



apple

BEGINNING SOUNDS

sorting activity | 3 pictures for each beginning sound





Thank you for downloading this product; I hope you will enjoy using it and that it will be a valuable resource for you! I value your feedback, so please don't hesitate to contact me if you have any concerns whatsoever as I will endeavour to address them. And if you like what I've done, please let me know by leaving feedback at my online store :)

Lavinia

lavinia@kinder-resources.com

ILLUSTRATIONS Kari Bolt, Little Red, Dancing Crayon Designs, Whimsy Clips, PartyHead Graphics, Ramona Majdis, Zip-a-Dee-doo-dah-Designs, Bunny on a Cloud, Krista Wallden - Creative Clips, Creating4 the Classroom, Rainbow Sprinkle Studio - Sasha Mitten, First Class Clipart, ClipArtisan, Muggy Studio

teacherspayteachers.com/Store/Kari-Bolt teacherspayteachers.com/Store/Littlered
dancingcrayon.com teacherspayteachers.com/Store/Whimsy-Clips teacherspayteachers.com/Store/Partyhead-Graphics
teacherspayteachers.com/Store/Ramona-Majdis teacherspayteachers.com/Store/Zip-a-dee-doo-dah-Designs
teacherspayteachers.com/Store/Bunny-On-A-Cloud teacherspayteachers.com/Store/Krista-Wallden-Creative-Clips
teacherspayteachers.com/Store/Creating4-The-Classroom teacherspayteachers.com/Store/Rainbow-Sprinkle-Studio-Sasha-Mitten
teacherspayteachers.com/Store/First-Class-Clipart etsy.com/au/shop/ClipArtisan teacherspayteachers.com/Store/Muggy-Studio

This packet contains Images used under license from Shutterstock.com

FONTS schoolfonts.com.au teacherspayteachers.com/Store/Kimberly-Geswein-Fonts
teacherspayteachers.com/Store/Ramonam-Graphics

PRINTING TIP This resource has been designed for printing on A4-sized paper. If you are printing on a different size, select "shrink to printable area" or "print to fit page" (or a similar option) in order for the contents of this unit to print correctly.

Copyright © 2023 by Lavinia Pop - All rights reserved by author.

Purchase of this item entitles the purchaser the right to reproduce the pages for personal and classroom use. Duplication for other classes, an entire school or commercial purposes is strictly prohibited without written permission from the author. Minor editing is permitted only for personal use, however the document remains under copyright even when edited. Posting this item in whole or in part on the Internet in any form is strictly prohibited and is a violation of the Digital Millennium Copyright Act (DMCA).

Please be fair and don't share! If you are not the original purchaser of this file, please visit my store to purchase a copy. Kinder-Resources.com

let's connect!



Kinder-Resources.com



facebook.com/KinderResources



instagram.com/laviniapop_kinder_resources



pinterest.com/laviniapop

Introduction

Introduce young learners to the basics of phonics with the Apples to Crate Beginning Sounds Activity! This engaging resource provides a hands-on learning experience for preschool and kindergarten children, focusing on beginning sound recognition and letter sorting.

Features:

- **26 lowercase letter crates:** Each of the 26 crates is labeled with a lowercase letter, allowing children to practice identifying and sorting the entire alphabet.
- **Colorful apples:** The set includes three apples (red, yellow, and green) for each letter, each displaying a picture familiar to young learners to help them recognize and associate beginning sounds.
- **Sturdy, reusable design:** Print and laminate the pages for durability. The crates can be easily assembled by cutting along the dashed lines and folding along the continuous lines, securing the sides with sticky tape to keep the top open for sorting apples.

How to Use:

- **Preparation:** Print, laminate, and cut out all the pieces for long-lasting use. Assemble the crates by following the included instructions.
- **Activity:** Children select an apple, identify the beginning sound of the picture on it, and then sort it into the corresponding letter crate. Start with a few letters to build confidence, gradually adding more as children become familiar with the activity.
- **Fine motor enhancement:** For an additional fine motor skills challenge, glue the apples onto clothes pegs and have children clip the apples onto the matching crates.




Educational Benefits:

- **Phonics and sound recognition:** This activity helps children develop phonics skills by identifying and matching beginning sounds with the correct letters.
- **Alphabet familiarity:** Engaging with the entire alphabet through sorting helps reinforce letter recognition in a fun and interactive way.
- **Fine motor skills:** Handling apples and attaching them to crates or pegs strengthens fine motor abilities and hand-eye coordination, essential for early writing skills.

This versatile activity is ideal for preschool, homeschool, or daycare settings, offering an enjoyable way for children to learn essential literacy skills.

Happy Teaching :)

Cut along the dashed lines. Fold on the continuous lines.



Cut along the dashed lines. Fold on the continuous lines.

