

All About Me

PRESCHOOL

WORKSHEETS & ACTIVITIES

This is Me!

Name: _____

Name: _____

Beginning Sounds 1
Draw a line to match the two feet that start with the same sound.

Name: _____

Sight Words 1
Color each section using the code:

Name: _____

What is Different?
Circle the picture that is different.

Name: _____

Matching Letters 1
Color the lower case letter that matches the upper case letter.

Name: _____

Number Tracing: Number 6
Trace the numbers.

Name: _____

Number Sense 3
Cut and paste the different ways to show the numbers in the correct boxes.

Name: _____

Letters in My Name
Color the letters that make up your name.

My name is: _____



Thank you for downloading this product; I hope you will enjoy using it and that it will be a valuable resource for you! I value your feedback, so please don't hesitate to contact me if you have any concerns whatsoever as I will endeavour to address them. And if you like what I've done, please let me know by leaving feedback at my online store :)

Lavinia

lavinia@kinder-resources.com

ILLUSTRATIONS Kari Bolt, Erin Colleen Design, Little Red, Whimsy Clips, PartyHead Graphics, Ramona Majdis, Zip-a-Dee-doo-dah-Designs, Bunny on a Cloud, Krista Wallden - Creative Clips, Creating4 the Classroom, Rainbow Sprinkle Studio - Sasha Mitten, First Class Clipart, ClipArtisan, Muggy Studio

[teacherspayteachers.com/Store/Kari-Bolt](https://www.teacherspayteachers.com/Store/Kari-Bolt) [teacherspayteachers.com/Store/Erin-Colleen-Design](https://www.teacherspayteachers.com/Store/Erin-Colleen-Design)
[teacherspayteachers.com/Store/Littlered](https://www.teacherspayteachers.com/Store/Littlered) [teacherspayteachers.com/Store/Whimsy-Clips](https://www.teacherspayteachers.com/Store/Whimsy-Clips) [teacherspayteachers.com/Store/Partyhead-Graphics](https://www.teacherspayteachers.com/Store/Partyhead-Graphics)
[teacherspayteachers.com/Store/Ramona-Majdis](https://www.teacherspayteachers.com/Store/Ramona-Majdis) [teacherspayteachers.com/Store/Zip-a-dee-doo-dah-Designs](https://www.teacherspayteachers.com/Store/Zip-a-dee-doo-dah-Designs)
[teacherspayteachers.com/Store/Bunny-On-A-Cloud](https://www.teacherspayteachers.com/Store/Bunny-On-A-Cloud) [teacherspayteachers.com/Store/Krista-Wallden-Creative-Clips](https://www.teacherspayteachers.com/Store/Krista-Wallden-Creative-Clips)
[teacherspayteachers.com/Store/Creating4-The-Classroom](https://www.teacherspayteachers.com/Store/Creating4-The-Classroom) [teacherspayteachers.com/Store/Rainbow-Sprinkle-Studio-Sasha-Mitten](https://www.teacherspayteachers.com/Store/Rainbow-Sprinkle-Studio-Sasha-Mitten)
[teacherspayteachers.com/Store/First-Class-Clipart](https://www.teacherspayteachers.com/Store/First-Class-Clipart) [etsy.com/au/shop/ClipArtisan](https://www.etsy.com/au/shop/ClipArtisan) [teacherspayteachers.com/Store/Muggy-Studio](https://www.teacherspayteachers.com/Store/Muggy-Studio)

This packet contains Images used under license from Shutterstock.com

FONTS [schoolfonts.com.au](https://www.schoolfonts.com.au) [teacherspayteachers.com/Store/Kimberly-Geswein-Fonts](https://www.teacherspayteachers.com/Store/Kimberly-Geswein-Fonts)
[teacherspayteachers.com/Store/Ramonam-Graphics](https://www.teacherspayteachers.com/Store/Ramonam-Graphics)

PRINTING TIP This resource has been designed for printing on A4-sized paper. If you are printing on a different size, select "shrink to printable area" or "print to fit page" (or a similar option) in order for the contents of this unit to print correctly.

Copyright © 2024 by Lavinia Pop - All rights reserved by author.

Purchase of this item entitles the purchaser the right to reproduce the pages for personal and classroom use. Duplication for other classes, an entire school or commercial purposes is strictly prohibited without written permission from the author. Minor editing is permitted only for personal use, however the document remains under copyright even when edited. Posting this item in whole or in part on the Internet in any form is strictly prohibited and is a violation of the Digital Millennium Copyright Act (DMCA).

Please be fair and don't share! If you are not the original purchaser of this file, please visit my store to purchase a copy. [Kinder-Resources.com](https://www.Kinder-Resources.com)

let's connect!



[Kinder-Resources.com](https://www.Kinder-Resources.com)



facebook.com/KinderResources



instagram.com/laviniapop_kinder_resources



pinterest.com/laviniapop

Introduction

About this book

This book contains a collection of food themed worksheets for use with children in Preschool, Pre-Kindergarten, Transitional Kindergarten and Kindergarten (Prep/Foundation).

Following is an outline of the activities included in this unit and suggestions for use.

Birthday Cake Letters in My Name

Children will color the letters that make up their name.

Emotions Cut and Paste Fun (5 pages)

Children will cut out the different items and paste them on the face. Alternatively, you can laminate these cut outs, attach velcro dots and re-use them.

Hands and Feet Pasting Fun (2 pages)

Materials needed: torn tissue paper

Children will paste torn tissue paper to fill in the picture.

Places We Go Pre-Writing Practice (3 pages)

Children will trace inside the different paths from left to right.

5 Senses Tracing Fun (5 pages)

Children will trace along the dashed lines and then color the picture.

Alphabet Tracing (26 pages)

Children will trace the upper and lower case letters.

Hands Upper and Lower Case Letter Matching (5 pages)

Children will color the hand that matches the focus letter.

Emotions at School Alphabet Sequence (2 pages)

Children will cut and paste the missing letters in the correct boxes.

Birthday Cake Numbers, Letters and Words

Children will color the picture using the code.

Feet Same Beginning Sounds (7 pages)

Children will draw a line to match the two feet that have the same beginning sound.

My Body and Emotions Syllables

Children will color the number that shows how many syllables are in each word.

Body Parts Rhyming Words

Children will draw a line to match the two words that rhyme.

All About Me CVC Words

Children will circle the word that matches the picture.

My Birthday Sight Words Color by Code (5 pages)

Children will color the sections using the code.

This is Me! Emergent Reader (B&W) with comprehension questions

Children will read the reader and answer the comprehension questions. Two options of the comprehension page are included: one with picture support and one without.

My Emotions What is Different?

Children will circle the picture that is different in each row.

Dog Emotions What Doesn't Belong?

Children will circle the picture that doesn't belong in each row.

Sorting Food I like and Food I Don't Like

Children will cut out the items from the bottom of the page and paste them in the correct category.

Getting Ready for School Sequencing

Children will cut out the pictures from the side of the page and paste them in order to show the order of events.

Packing My School Lunch Read and Color

Children will color the picture following the instructions at the bottom the page.

My Clothes Ten Frames and Number Tracing (11 pages)

Children will trace the numbers and color the correct amount on the ten frame.

Counting Buttons

Children will count the buttons and color the circle with the correct number.

Patches on My Jeans Number Match (2 pages)

Children will cut out the numbers from the side of the page and paste them in the correct boxes.

Teddy Bear Number Sense (5 pages)

Children will cut out the different number representations and paste them in the correct boxes.

My Home Missing Numbers

Children will cut and paste the numbers in the empty boxes.

Mouth and Eyes Number Order (2 pages)

Children will cut out the puzzle strips from the bottom of the page and paste them in order to reveal the picture.

Birthday Cake Candles Which Has More?

Children will circle the cake that has more.

Count and Graph Body Parts

Children will count how many of each picture and complete the graph.

Birthday Cake and Candles Shape Match (2 pages)

Children will cut out the candle shapes from the side of the page and paste them in the correct boxes.

My Family Height Order

Children will cut and paste the family members from shortest to tallest.

My Family Weight Order

Children will cut and paste the family members from lightest to heaviest.

My Body Shadow Matching

Children will cut and paste the pictures on to top of their matching shadows.

My Body Matching Halves

Children will cut and paste the missing halves to complete each picture.

Children Prepositions

Children will color the word that shows the position of the children.

My Emotions Patterns (AB)

Children will cut out the pictures from the bottom of the page and paste them in the correct box to complete each pattern.

Happy Teaching :)

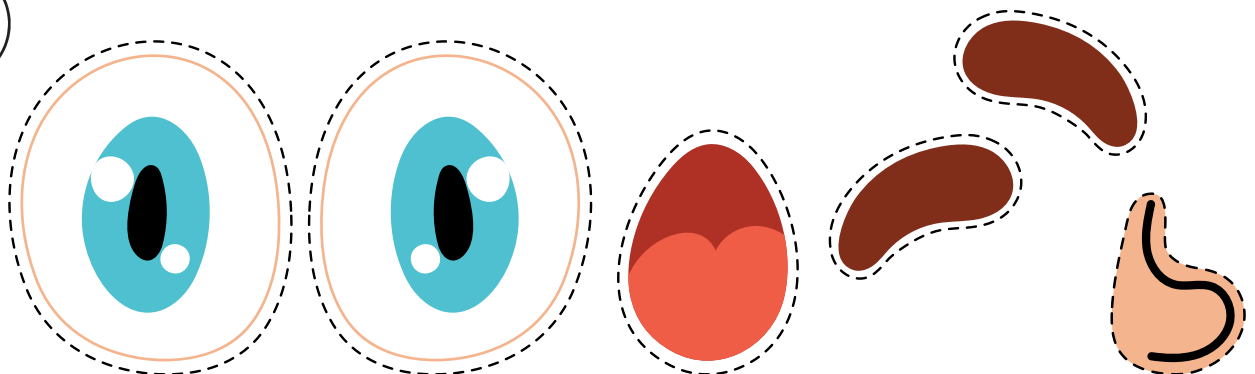

Name:

Preschool Worksheets: All About Me by Lavinia Pop © 2024



Cut and Paste Emotions: Surprised

Cut and paste to make a face.

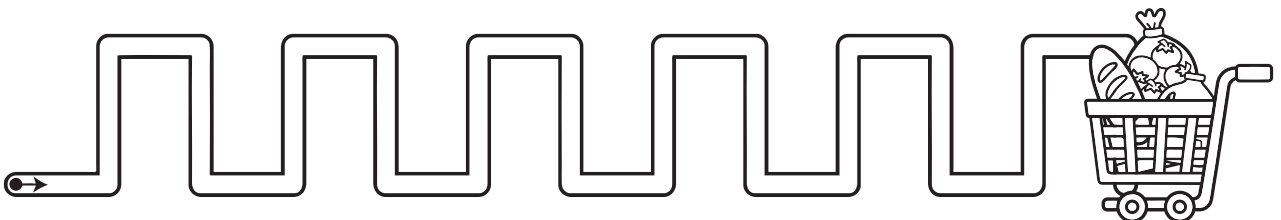

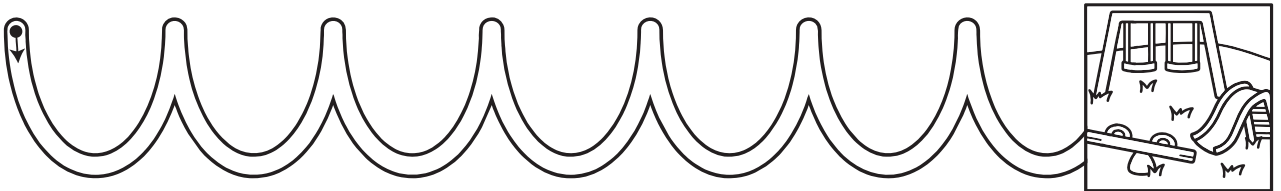
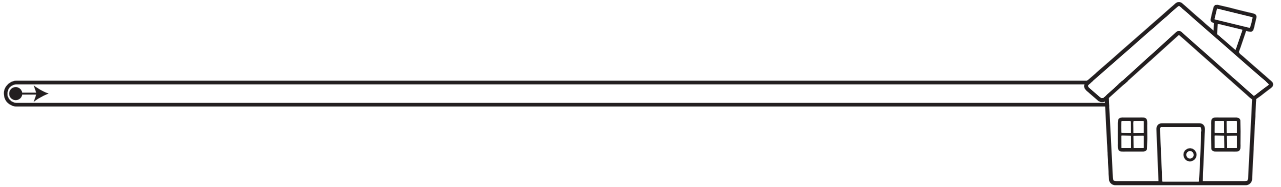


Name: _____



Pre-Writing Practice 1

Trace inside each path to get the children to the places.



Name:




Tracing Fun: Sense of Hearing

Trace along the dotted lines. Color the picture.

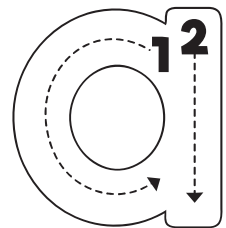
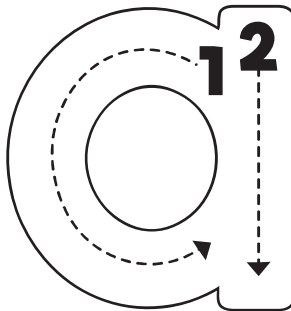
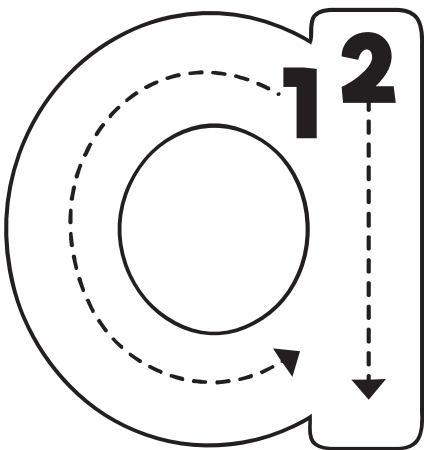
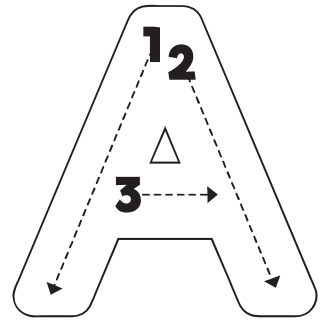
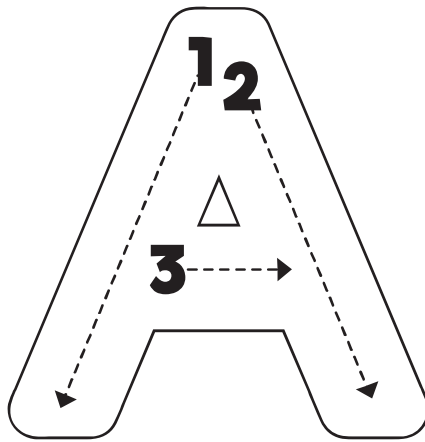
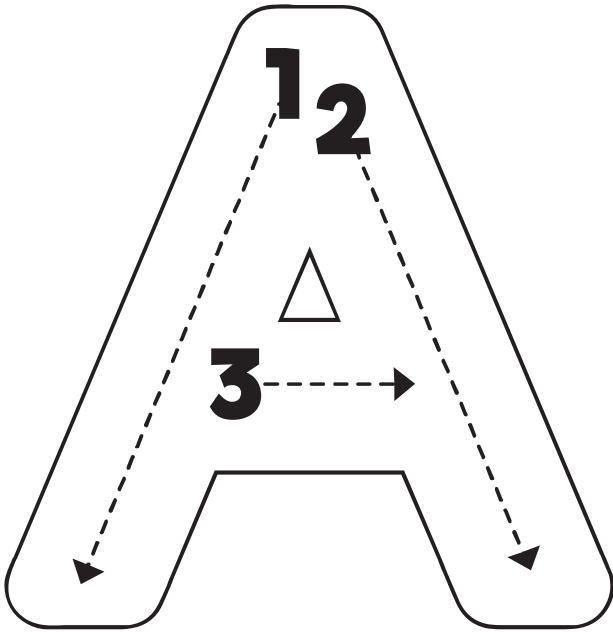


Name:




Alphabet Tracing: Letter Aa

Trace the letters.

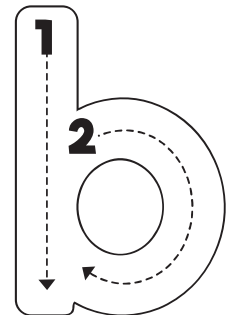
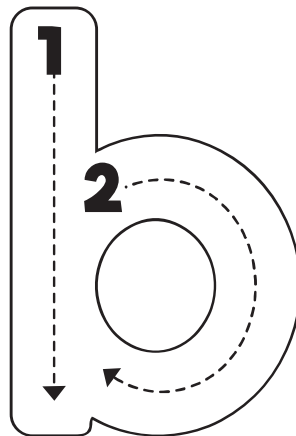
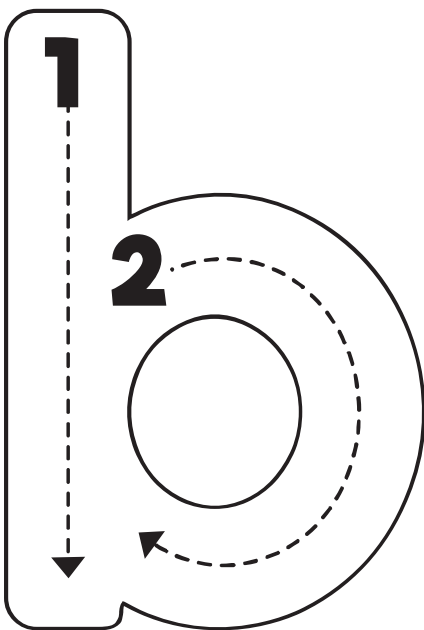
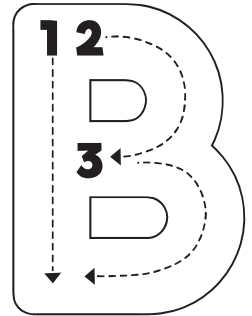
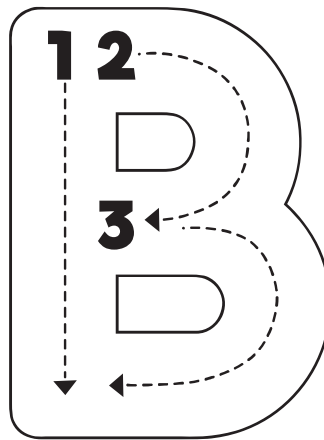
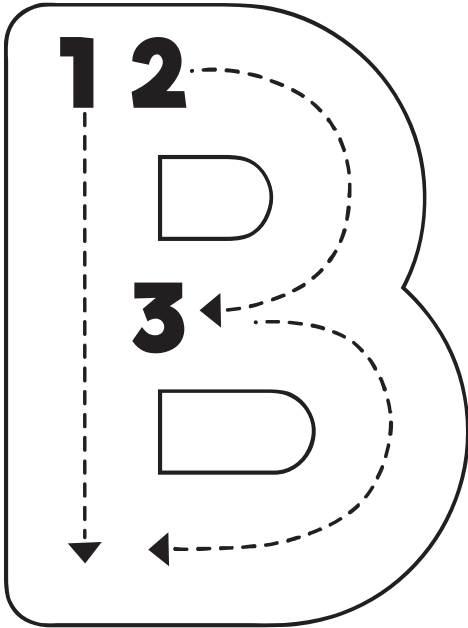


Name:




Alphabet Tracing: Letter Bb

Trace the letters.

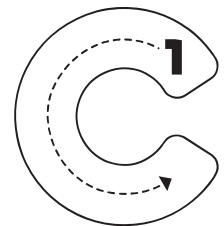
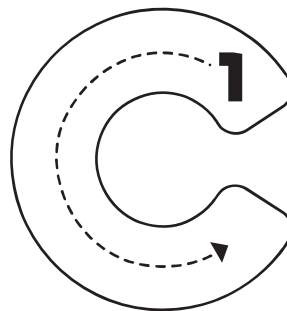
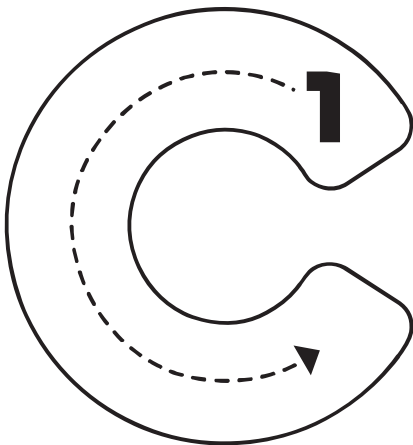
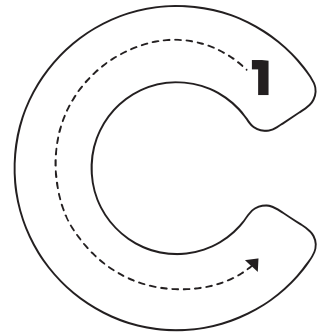
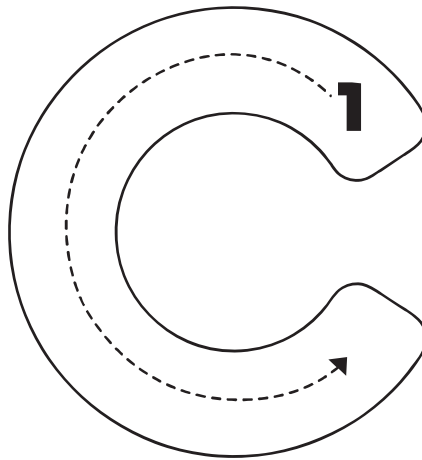
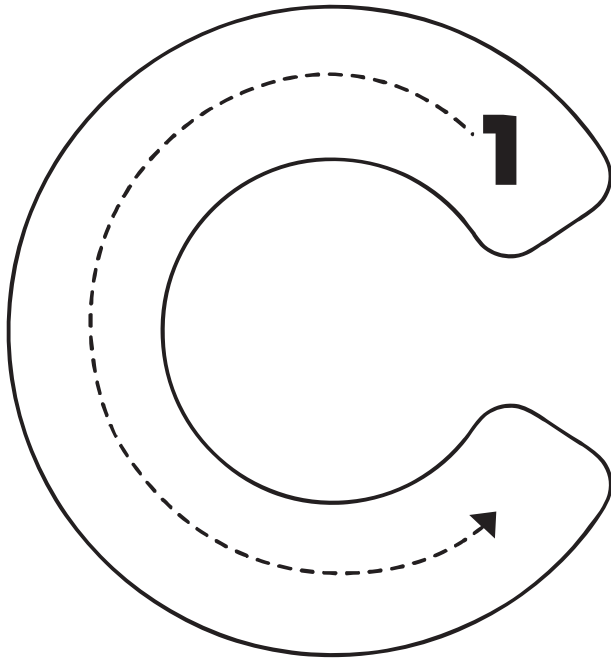


Name:




Alphabet Tracing: Letter Cc

Trace the letters.

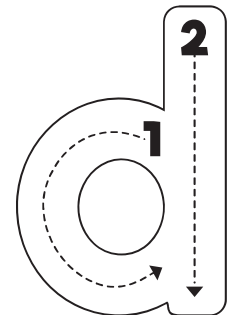
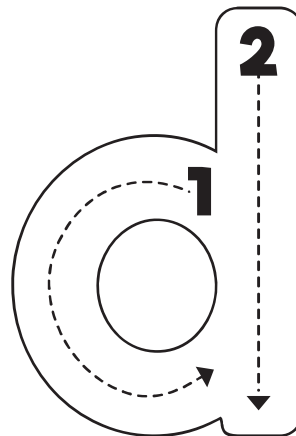
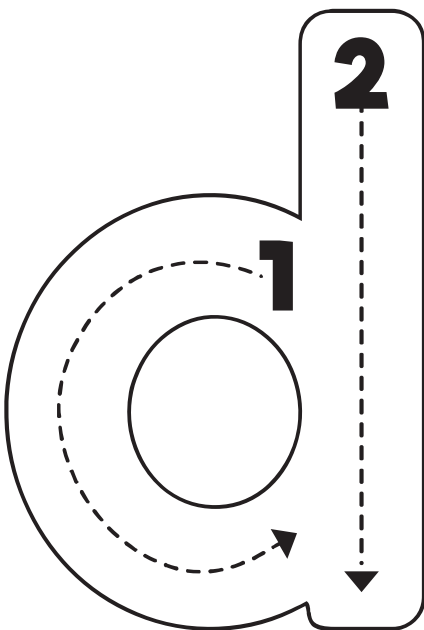
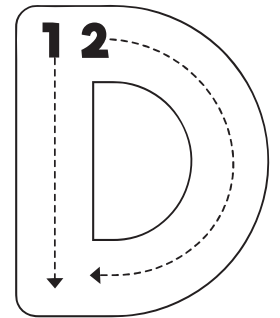
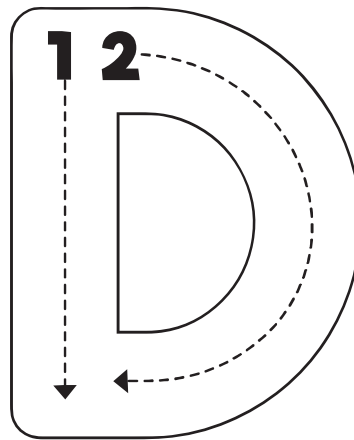
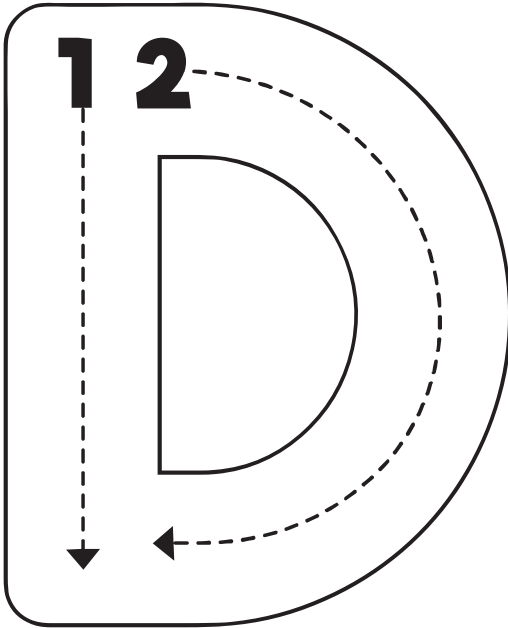


Name: _____



Alphabet Tracing: Letter Dd

Trace the letters.



Name:



Matching Letters 1

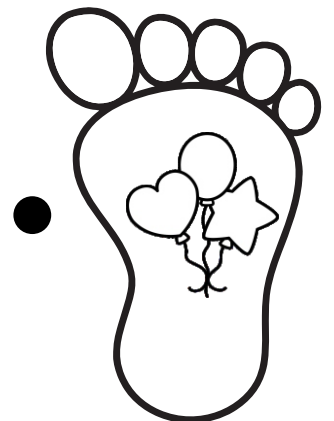
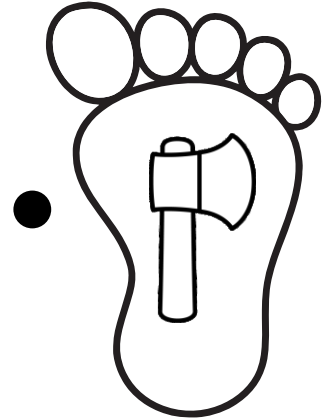

Color the lower case letter that matches the upper case letter.

Name: _____



Beginning Sounds 1

Draw a line to match the two feet that start with the same sound.



Name: _____



Sight Words 1

Color each section using the code:



a



and



I



see



can



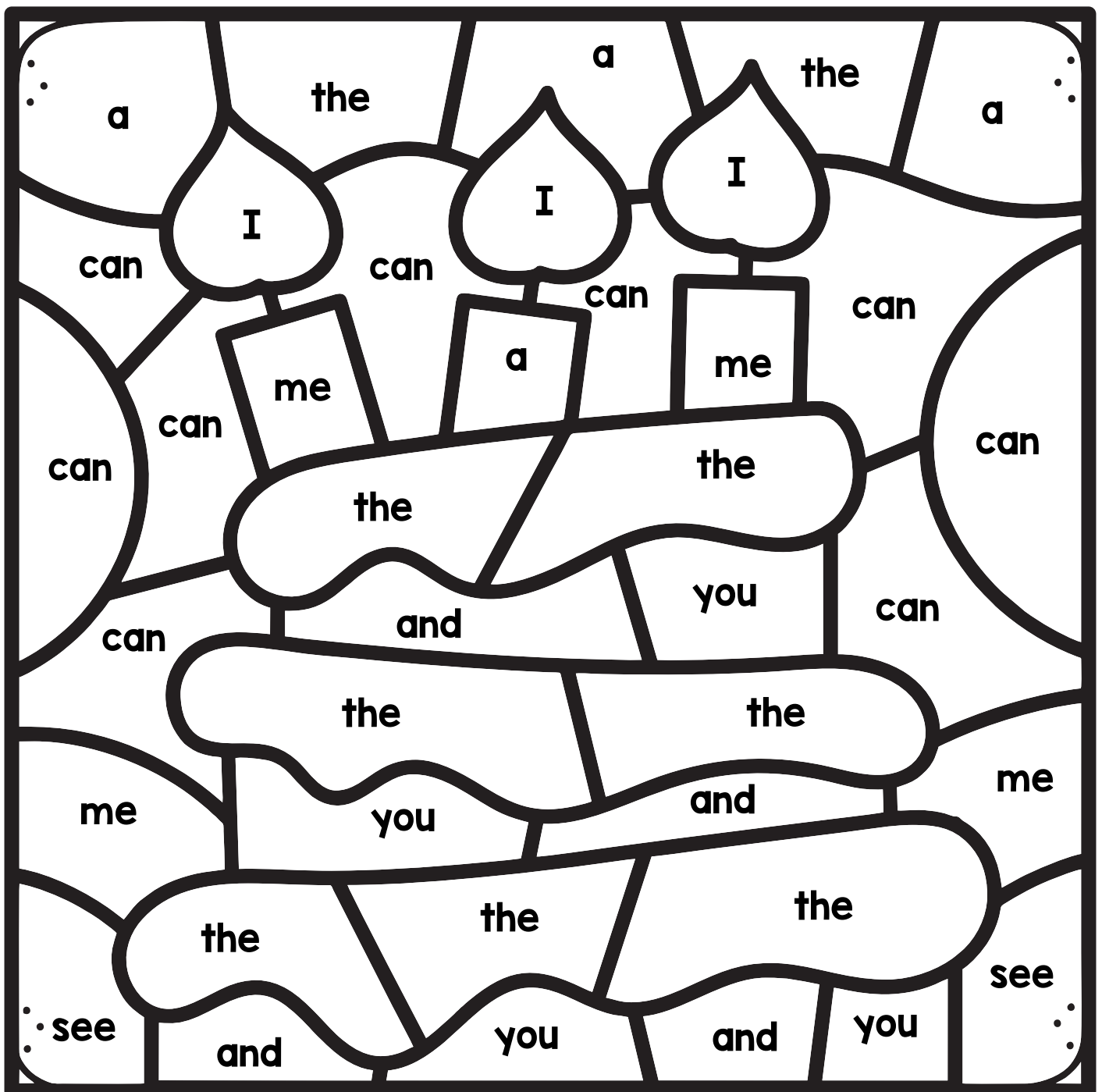
me




the



you

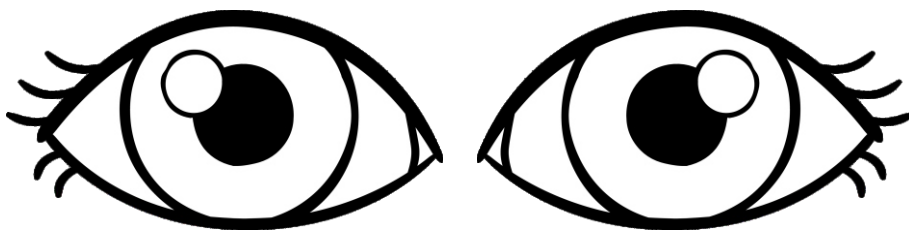


This is Me!



Name

Lavinia Pop © 2024







I have two eyes.

Name:



What is Different?

Circle the picture that is different.

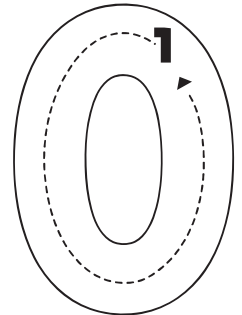
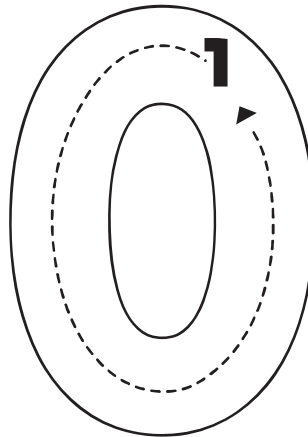
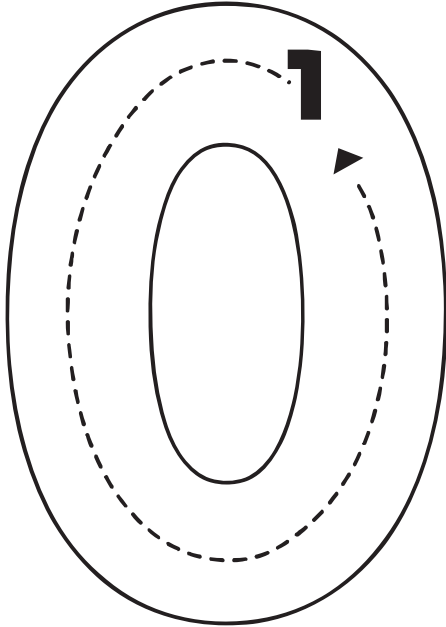


Name: _____













Number Tracing: Number 0

Trace the numbers.




Ten Frame

Color 0 pictures on the ten frame.

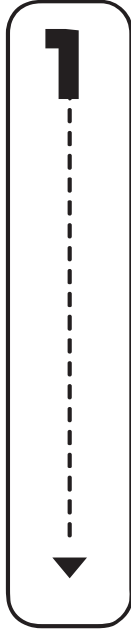
				
				

Name:



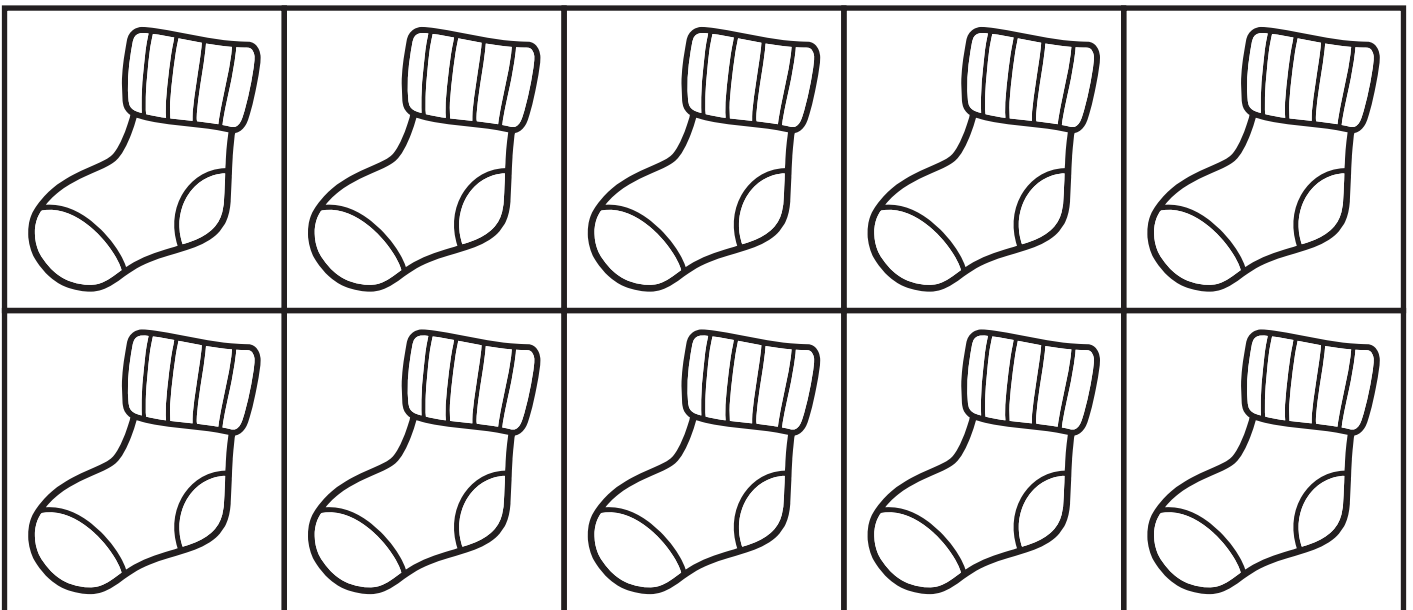
Number Tracing: Number 1

Trace the numbers.




Ten Frame

Color 1 picture on the ten frame.

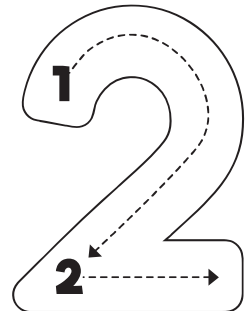

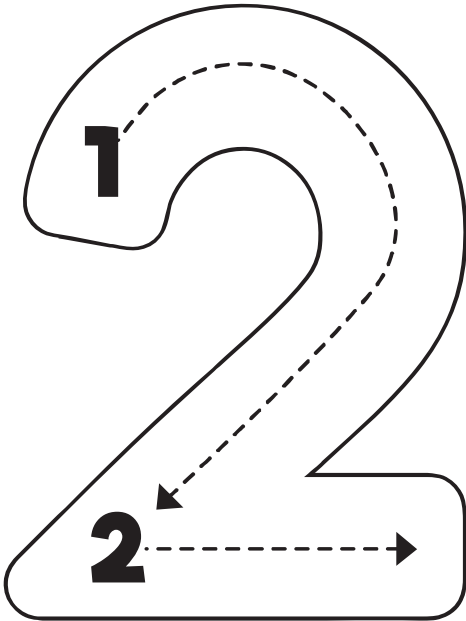


Name: _____













Number Tracing: Number 2

Trace the numbers.




Ten Frame

Color 2 pictures on the ten frame.




				
				

Name: _____













Number Tracing: Number 3

Trace the numbers.



Ten Frame

Color 3 pictures on the ten frame.











Name: _____



Number Match 1

Cut and paste the numbers in the correct box.










Name: _____



Number Sense 1






Cut and paste the different ways to show the numbers in the correct boxes.



--	--	--



--	--	--






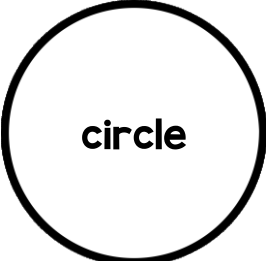

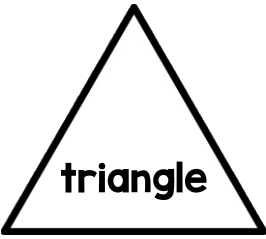




Name: _____



Shape Match 1

Cut and paste the shapes in the correct box.



 <p>square</p>		
 <p>circle</p>		
 <p>triangle</p>		
 <p>rectangle</p>		
 <p>pentagon</p>	