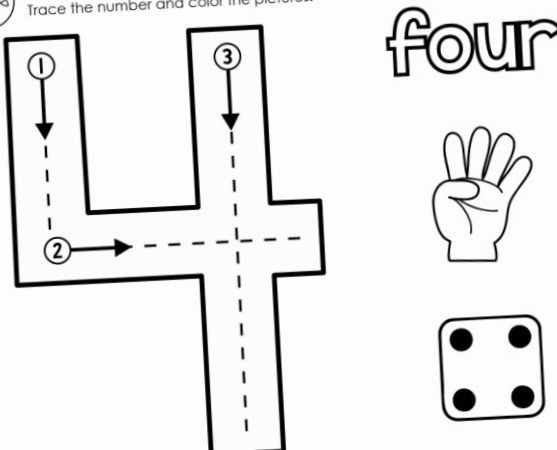


number tracing 1-10 WORKSHEETS

Back to School Preschool Worksheets by Lavinia Pop © 2015

Name: _____

Number Tracing
Trace the number and color the pictures.



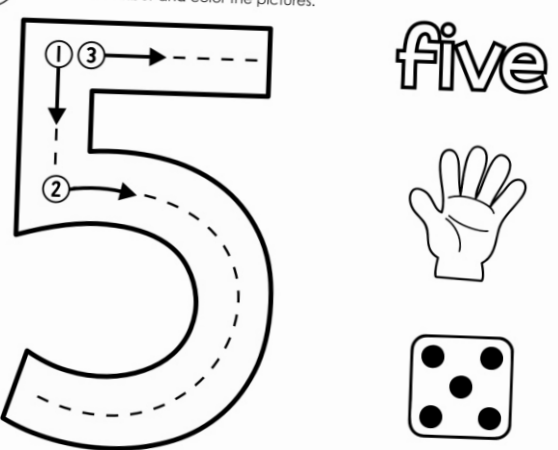
Ten Frame
Show the number on the ten frame.

| | | | | |
|--|--|--|--|--|
| | | | | |
| | | | | |

Back to School Preschool Worksheets by Lavinia Pop © 2015

Name: _____

Number Tracing
Trace the number and color the pictures.



Ten Frame
Show the number on the ten frame.

| | | | | |
|--|--|--|--|--|
| | | | | |
| | | | | |

Thank you for downloading this product; I hope you will enjoy using it and that it will be a valuable resource for you! I value your feedback, so please don't hesitate to contact me if you have any concerns whatsoever as I will endeavour to address them. And if you like what I've done, please let me know by leaving feedback at my online store :)

Lavinia

lavinia@kinder-resources.com

ILLUSTRATIONS Kari Bolt, Erin Colleen Design, Little Red, Whimsy Clips, PartyHead Graphics, Ramona Majdis, Zip-a-Dee-doo-dah-Designs, Bunny on a Cloud, Krista Wallden - Creative Clips, Creating4 the Classroom, Rainbow Sprinkle Studio - Sasha Mitten, First Class Clipart, ClipArtisan, Muggy Studio

[teacherspayteachers.com/Store/Kari-Bolt](https://www.teacherspayteachers.com/Store/Kari-Bolt) [teacherspayteachers.com/Store/Erin-Colleen-Design](https://www.teacherspayteachers.com/Store/Erin-Colleen-Design)
[teacherspayteachers.com/Store/Littlered](https://www.teacherspayteachers.com/Store/Littlered) [teacherspayteachers.com/Store/Whimsy-Clips](https://www.teacherspayteachers.com/Store/Whimsy-Clips) [teacherspayteachers.com/Store/Partyhead-Graphics](https://www.teacherspayteachers.com/Store/Partyhead-Graphics)
[teacherspayteachers.com/Store/Ramona-Majdis](https://www.teacherspayteachers.com/Store/Ramona-Majdis) [teacherspayteachers.com/Store/Zip-a-dee-doo-dah-Designs](https://www.teacherspayteachers.com/Store/Zip-a-dee-doo-dah-Designs)
[teacherspayteachers.com/Store/Bunny-On-A-Cloud](https://www.teacherspayteachers.com/Store/Bunny-On-A-Cloud) [teacherspayteachers.com/Store/Krista-Wallden-Creative-Clips](https://www.teacherspayteachers.com/Store/Krista-Wallden-Creative-Clips)
[teacherspayteachers.com/Store/Creating4-The-Classroom](https://www.teacherspayteachers.com/Store/Creating4-The-Classroom) [teacherspayteachers.com/Store/Rainbow-Sprinkle-Studio-Sasha-Mitten](https://www.teacherspayteachers.com/Store/Rainbow-Sprinkle-Studio-Sasha-Mitten)
[teacherspayteachers.com/Store/First-Class-Clipart](https://www.teacherspayteachers.com/Store/First-Class-Clipart) [etsy.com/au/shop/ClipArtisan](https://www.etsy.com/au/shop/ClipArtisan) [teacherspayteachers.com/Store/Muggy-Studio](https://www.teacherspayteachers.com/Store/Muggy-Studio)

This packet contains Images used under license from Shutterstock.com

FONTS [schoolfonts.com.au](https://www.schoolfonts.com.au) [teacherspayteachers.com/Store/Kimberly-Geswein-Fonts](https://www.teacherspayteachers.com/Store/Kimberly-Geswein-Fonts)
[teacherspayteachers.com/Store/Ramonam-Graphics](https://www.teacherspayteachers.com/Store/Ramonam-Graphics)

PRINTING TIP This resource has been designed for printing on A4-sized paper. If you are printing on a different size, select "shrink to printable area" or "print to fit page" (or a similar option) in order for the contents of this unit to print correctly.

Copyright ©2015 by Lavinia Pop - All rights reserved by author.

Purchase of this item entitles the purchaser the right to reproduce the pages for personal and classroom use. Duplication for other classes, an entire school or commercial purposes is strictly prohibited without written permission from the author. Minor editing is permitted only for personal use, however the document remains under copyright even when edited. Posting this item in whole or in part on the Internet in any form is strictly prohibited and is a violation of the Digital Millennium Copyright Act (DMCA).

Please be fair and don't share! If you are not the original purchaser of this file, please visit my store to purchase a copy. [Kinder-Resources.com](https://www.Kinder-Resources.com)

let's connect!



[Kinder-Resources.com](https://www.Kinder-Resources.com)



facebook.com/KinderResources



instagram.com/laviniapop_kinder_resources



pinterest.com/laviniapop

Introduction

Introduce young learners to the fundamentals of number formation with this engaging and comprehensive Number Tracing Practice worksheets. Designed for children to master numbers 1 through 10, this resource is perfect for use at home or in the classroom. Each page focuses on a single number and includes a variety of activities to reinforce learning and ensure retention.

Product Features:

- *Large number finger tracing:* Children start by finger-tracing the large number on each page, helping them develop muscle memory and familiarity with each number's shape.
- *Pencil tracing:* After finger-tracing, children use a pencil to trace over the large number once or multiple times, reinforcing their fine motor skills and pencil control.
- *Handwriting line tracing:* Each page includes handwriting lines for children to trace the number multiple times, promoting proper number formation and consistency.
- *Ten Frame activity:* Each page features a ten frame for children to fill in with dot paints, stickers, or by drawing circles, allowing them to visually represent and count out the number.
- *Coloring fun:* On the right side of each page, children can enjoy coloring the pictures, making learning fun and engaging.
- *Adaptable for different skill levels:* If the page contains too many tasks for your students, simply cut off the bottom section and save it for later in the year. This way, children can initially focus on tracing the large number and coloring the pictures, and progress to the handwriting lines when they are ready.

This set includes 10 pages, each dedicated to a number from 1 to 10. It's an excellent tool to help children build their number writing skills, develop fine motor skills, and enjoy the process of learning through a hands-on and creative approach.

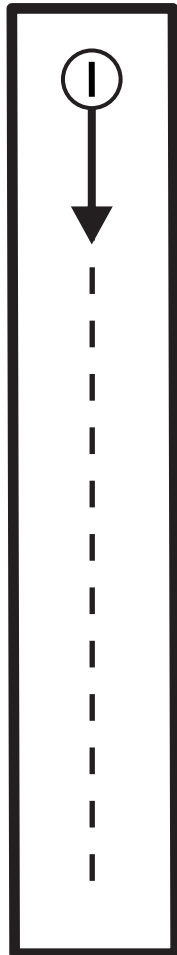
Happy Learning! :)

Name: _____

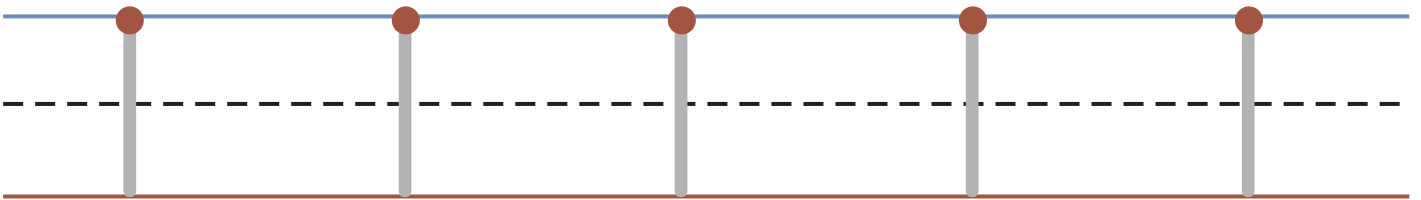



Number Tracing

Trace the number and color the pictures.



one



Ten Frame

Show the number on the ten frame.


| | | | | |
|--|--|--|--|--|
| | | | | |
| | | | | |

Name: _____

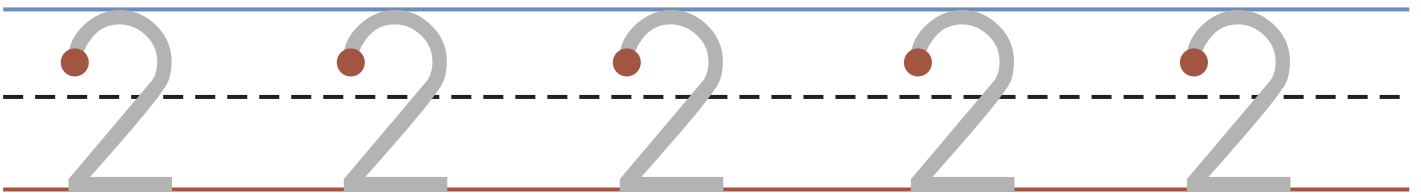



Number Tracing

Trace the number and color the pictures.



two



Ten Frame

Show the number on the ten frame.


| | | | | |
|--|--|--|--|--|
| | | | | |
| | | | | |

Name: _____

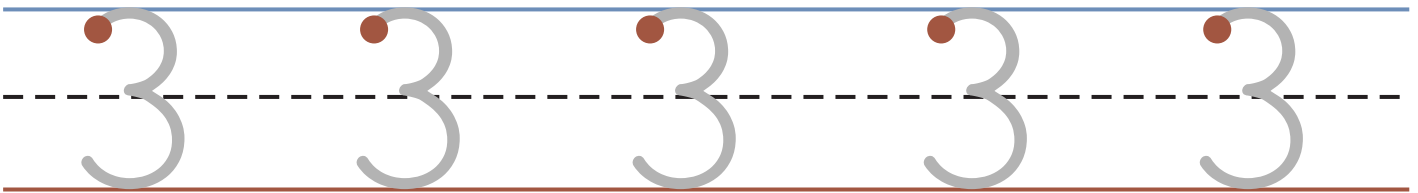



Number Tracing

Trace the number and color the pictures.



three



Ten Frame

Show the number on the ten frame.

| | | | | |
|--|--|--|--|--|
| | | | | |
| | | | | |