



# back to school

# PRE-WRITING SKILLS


tracing | name writing | gluing | cutting


Name: \_\_\_\_\_ Back to School Preschool Worksheets by Lavinia Pop © 2015

 **Pre-Writing Practice 1**  
Trace the lines.




Name: \_\_\_\_\_ Back to School Preschool Worksheets by Lavinia Pop © 2015

 **Cutting Practice 1**  
Color the picture then cut along the dashed lines.




Name: \_\_\_\_\_ Back to School Preschool Worksheets by Lavinia Pop © 2015


**I can write my name!**




pencil



marker





crayon



pen

Name: \_\_\_\_\_ Back to School Preschool Worksheets by Lavinia Pop © 2015

 **Using Glue 1**  
Color the picture. Squeeze a dot of glue inside each circle.



**Thank you** for downloading this product; I hope you will enjoy using it and that it will be a valuable resource for you! I value your feedback, so please don't hesitate to contact me if you have any concerns whatsoever as I will endeavour to address them. And if you like what I've done, please let me know by leaving feedback at my online store :)

Lavinia

[lavinia@kinder-resources.com](mailto:lavinia@kinder-resources.com)

**ILLUSTRATIONS** Kari Bolt, Erin Colleen Design, Little Red, Whimsy Clips, PartyHead Graphics, Ramona Majdis, Zip-a-Dee-doo-dah-Designs, Bunny on a Cloud, Krista Wallden - Creative Clips, Creating4 the Classroom, Rainbow Sprinkle Studio - Sasha Mitten, First Class Clipart, ClipArtisan, Muggy Studio

[teacherspayteachers.com/Store/Kari-Bolt](https://www.teacherspayteachers.com/Store/Kari-Bolt)    [teacherspayteachers.com/Store/Erin-Colleen-Design](https://www.teacherspayteachers.com/Store/Erin-Colleen-Design)  
[teacherspayteachers.com/Store/Littlered](https://www.teacherspayteachers.com/Store/Littlered)    [teacherspayteachers.com/Store/Whimsy-Clips](https://www.teacherspayteachers.com/Store/Whimsy-Clips)    [teacherspayteachers.com/Store/Partyhead-Graphics](https://www.teacherspayteachers.com/Store/Partyhead-Graphics)  
[teacherspayteachers.com/Store/Ramona-Majdis](https://www.teacherspayteachers.com/Store/Ramona-Majdis)    [teacherspayteachers.com/Store/Zip-a-dee-doo-dah-Designs](https://www.teacherspayteachers.com/Store/Zip-a-dee-doo-dah-Designs)  
[teacherspayteachers.com/Store/Bunny-On-A-Cloud](https://www.teacherspayteachers.com/Store/Bunny-On-A-Cloud)    [teacherspayteachers.com/Store/Krista-Wallden-Creative-Clips](https://www.teacherspayteachers.com/Store/Krista-Wallden-Creative-Clips)  
[teacherspayteachers.com/Store/Creating4-The-Classroom](https://www.teacherspayteachers.com/Store/Creating4-The-Classroom)    [teacherspayteachers.com/Store/Rainbow-Sprinkle-Studio-Sasha-Mitten](https://www.teacherspayteachers.com/Store/Rainbow-Sprinkle-Studio-Sasha-Mitten)  
[teacherspayteachers.com/Store/First-Class-Clipart](https://www.teacherspayteachers.com/Store/First-Class-Clipart)    [etsy.com/au/shop/ClipArtisan](https://www.etsy.com/au/shop/ClipArtisan)    [teacherspayteachers.com/Store/Muggy-Studio](https://www.teacherspayteachers.com/Store/Muggy-Studio)

This packet contains Images used under license from Shutterstock.com

**FONTS** [schoolfonts.com.au](http://schoolfonts.com.au)    [teacherspayteachers.com/Store/Kimberly-Geswein-Fonts](https://www.teacherspayteachers.com/Store/Kimberly-Geswein-Fonts)  
[teacherspayteachers.com/Store/Ramonam-Graphics](https://www.teacherspayteachers.com/Store/Ramonam-Graphics)

**PRINTING TIP** This resource has been designed for printing on A4-sized paper. If you are printing on a different size, select "shrink to printable area" or "print to fit page" (or a similar option) in order for the contents of this unit to print correctly.

Copyright ©2015 by Lavinia Pop - All rights reserved by author.

Purchase of this item entitles the purchaser the right to reproduce the pages for personal and classroom use. Duplication for other classes, an entire school or commercial purposes is strictly prohibited without written permission from the author. Minor editing is permitted only for personal use, however the document remains under copyright even when edited. Posting this item in whole or in part on the Internet in any form is strictly prohibited and is a violation of the Digital Millennium Copyright Act (DMCA).

Please be fair and don't share! If you are not the original purchaser of this file, please visit my store to purchase a copy. [Kinder-Resources.com](http://Kinder-Resources.com)

let's connect!



[Kinder-Resources.com](http://Kinder-Resources.com)



[facebook.com/KinderResources](https://facebook.com/KinderResources)



[instagram.com/laviniapop\\_kinder\\_resources](https://instagram.com/laviniapop_kinder_resources)



[pinterest.com/laviniapop](https://pinterest.com/laviniapop)

# Introduction

This set of worksheets provides a well-rounded approach to early learning, combining essential fine motor skill development with creative and educational activities. Ideal for classroom use, these pages will support your students' foundational skills while keeping them engaged in their learning process.

## **1. Pre-Writing Tracing Practice (5 pages)**

Equip your students with essential pre-writing skills using these tracing worksheets. Each page features straightforward lines for children to trace from left to right, helping to enhance fine motor skills and hand-eye coordination while laying the groundwork for future writing activities.

## **2. Name Writing Practice Page (Non-editable)**

Support your students' name writing development with this practice page. Designed for use with pencil, marker, crayon, or pen, this non-editable worksheet provides a consistent framework for children to practice writing their names, reinforcing letter formation and handwriting skills.

## **3. Gluing Practice (5 pages)**

Integrate creativity with fine motor development through these gluing practice pages. Students can color the pictures and apply glue to designated circles, with the option to sprinkle glitter for added fun. This activity promotes precision and creativity while improving glue application skills.

## **4. Cutting Practice (5 pages)**

Enhance scissor skills with these engaging cutting practice worksheets. Each page features pictures for students to color and cut along various lines. This activity is designed to boost hand control, focus, and scissor coordination, making it a valuable addition to your classroom toolkit.

This early learning skills worksheet set is a valuable tool for enhancing fine motor skills and creativity in young learners. With activities focused on tracing, name writing, gluing, and cutting, these worksheets are perfect for engaging students while supporting their foundational development. Ideal for classroom or home use, they offer a practical and enjoyable way to build essential early learning skills.


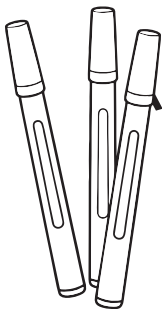

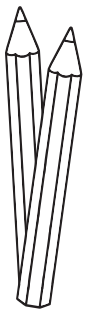
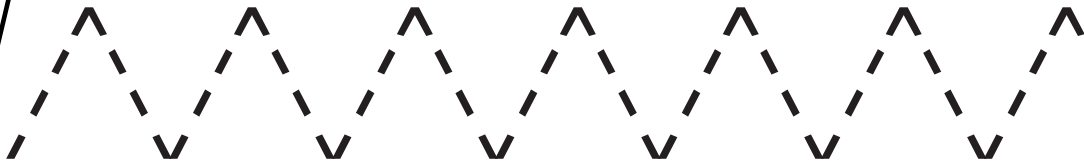

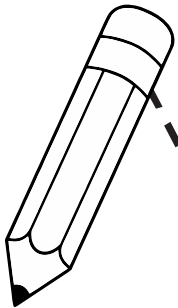


Happy Teaching :)

Name: \_\_\_\_\_



# Pre-Writing Practice 1

Trace the lines.



Name: \_\_\_\_\_



## Using Glue 2

Color the picture. Squeeze a dot of glue inside each circle.

