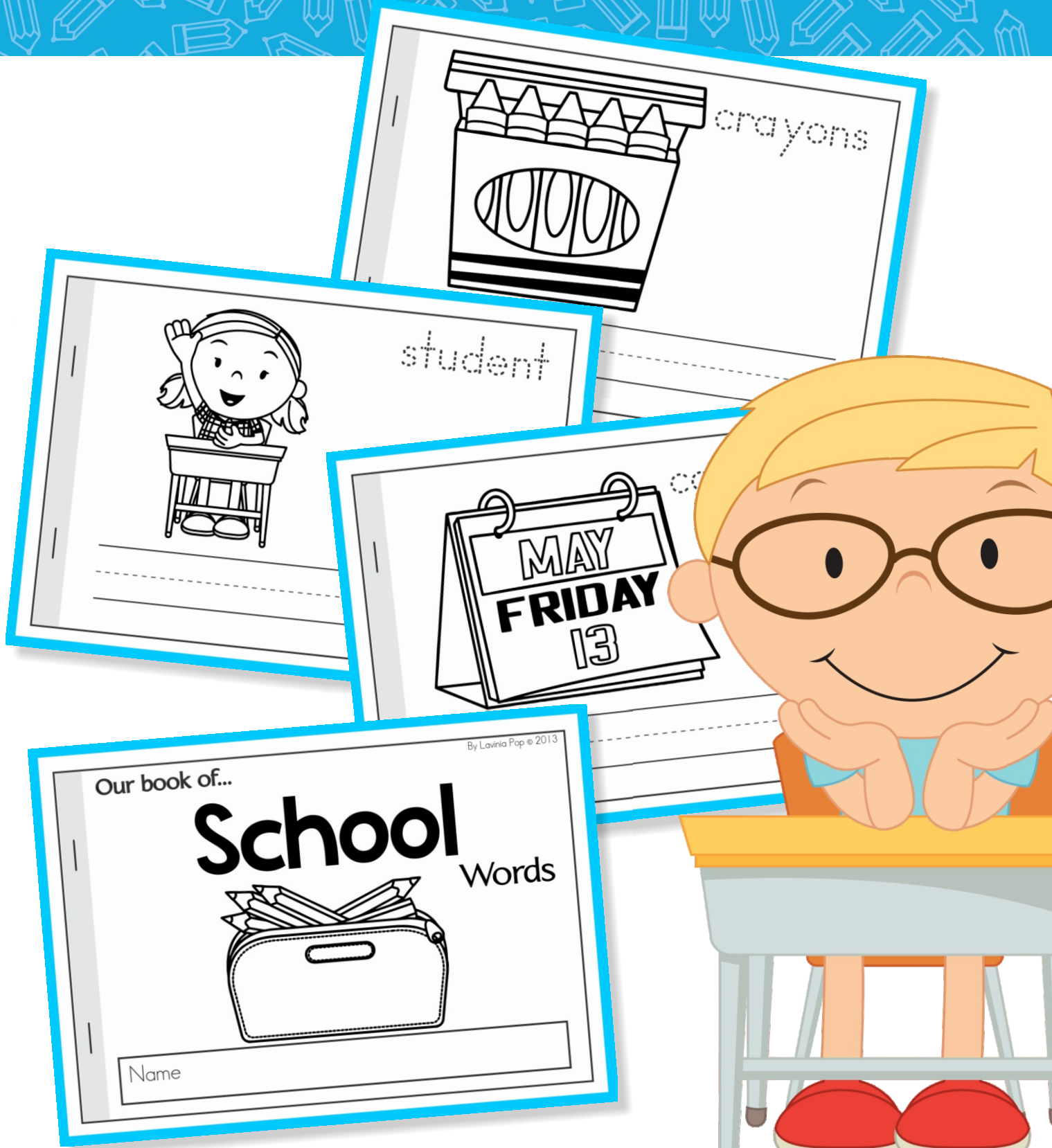


My book of...

School Words



Lavinia Pop

Thank you for downloading this product; I hope you will enjoy using it and that it will be a valuable resource for you! I value your feedback, so please don't hesitate to contact me if you have any concerns whatsoever as I will endeavour to address them. And if you like what I've done, please let me know by leaving feedback at my online store :)

Lavinia

lavinia@kinder-resources.com

ILLUSTRATIONS Kari Bolt, Erin Colleen Design, Little Red, Whimsy Clips, PartyHead Graphics, Ramona Majdis, Zip-a-Dee-doo-dah-Designs, Bunny on a Cloud, Krista Wallden - Creative Clips, Creating4 the Classroom, Rainbow Sprinkle Studio - Sasha Mitten, First Class Clipart, ClipArtisan, Muggy Studio

[teacherspayteachers.com/Store/Kari-Bolt](https://www.teacherspayteachers.com/Store/Kari-Bolt) [teacherspayteachers.com/Store/Erin-Colleen-Design](https://www.teacherspayteachers.com/Store/Erin-Colleen-Design)
[teacherspayteachers.com/Store/Littlered](https://www.teacherspayteachers.com/Store/Littlered) [teacherspayteachers.com/Store/Whimsy-Clips](https://www.teacherspayteachers.com/Store/Whimsy-Clips) [teacherspayteachers.com/Store/Partyhead-Graphics](https://www.teacherspayteachers.com/Store/Partyhead-Graphics)
[teacherspayteachers.com/Store/Ramona-Majdis](https://www.teacherspayteachers.com/Store/Ramona-Majdis) [teacherspayteachers.com/Store/Zip-a-dee-doo-dah-Designs](https://www.teacherspayteachers.com/Store/Zip-a-dee-doo-dah-Designs)
[teacherspayteachers.com/Store/Bunny-On-A-Cloud](https://www.teacherspayteachers.com/Store/Bunny-On-A-Cloud) [teacherspayteachers.com/Store/Krista-Wallden-Creative-Clips](https://www.teacherspayteachers.com/Store/Krista-Wallden-Creative-Clips)
[teacherspayteachers.com/Store/Creating4-The-Classroom](https://www.teacherspayteachers.com/Store/Creating4-The-Classroom) [teacherspayteachers.com/Store/Rainbow-Sprinkle-Studio-Sasha-Mitten](https://www.teacherspayteachers.com/Store/Rainbow-Sprinkle-Studio-Sasha-Mitten)
[teacherspayteachers.com/Store/First-Class-Clipart](https://www.teacherspayteachers.com/Store/First-Class-Clipart) [etsy.com/au/shop/ClipArtisan](https://www.etsy.com/au/shop/ClipArtisan) [teacherspayteachers.com/Store/Muggy-Studio](https://www.teacherspayteachers.com/Store/Muggy-Studio)

This packet contains Images used under license from Shutterstock.com

FONTS schoolfonts.com.au [teacherspayteachers.com/Store/Kimberly-Geswein-Fonts](https://www.teacherspayteachers.com/Store/Kimberly-Geswein-Fonts)
[teacherspayteachers.com/Store/Ramonam-Graphics](https://www.teacherspayteachers.com/Store/Ramonam-Graphics)

PRINTING TIP This resource has been designed for printing on A4-sized paper. If you are printing on a different size, select "shrink to printable area" or "print to fit page" (or a similar option) in order for the contents of this unit to print correctly.

Copyright ©2013 by Lavinia Pop - All rights reserved by author.

Purchase of this item entitles the purchaser the right to reproduce the pages for personal and classroom use. Duplication for other classes, an entire school or commercial purposes is strictly prohibited without written permission from the author. Minor editing is permitted only for personal use, however the document remains under copyright even when edited. Posting this item in whole or in part on the Internet in any form is strictly prohibited and is a violation of the Digital Millennium Copyright Act (DMCA).

Please be fair and don't share! If you are not the original purchaser of this file, please visit my store to purchase a copy. Kinder-Resources.com

let's connect!



Kinder-Resources.com



facebook.com/KinderResources



instagram.com/laviniapop_kinder_resources



pinterest.com/laviniapop

Introduction

Expand your students' vocabulary with the *My Book of School Words* booklet. This resource is designed to help students learn new words and enhance their language skills with a school-themed vocabulary list.

Directions for Use:

This booklet offers flexibility in its application:

- **Personal Vocabulary Booklets:** To assemble, print the pages you wish to use, cut them in half, and staple them together. Students can put the pages in alphabetical order before stapling for an extra learning opportunity. On each page, students trace the vocabulary word, write it on the provided line, and use the extra lines for sentence creation. Once complete, students can color the pictures. This can be a whole-class activity or done in small groups.
- **Collaborative Classroom Booklet:** Involve the whole class by giving each student a page to work on. Once completed, collect and staple the pages to create a classroom booklet. This method produces two booklets—one for use this year and one for next year.
- **Homework:** Select a few pages to print and send home with students to reinforce their learning outside the classroom.

This booklet is a versatile tool, perfect for individual learning, group projects, or homework assignments, making vocabulary building a fun and engaging experience.

Happy Teaching! :)

Words Included

*this unit contains some duplicate pages to accommodate US and Australian spelling and seasons.

administration

Art

backpack / bag

bell

board

books

boy

bus

cafeteria lady /

canteen lady

calculator

calendar

chair

chalk

clock

children

coach

computer

crayons

custodian

desk

Drama

eat

eraser

friends

girl

globe

glue

glue stick

iPad

librarian

Library

line

Literacy

locker

lunch

lunch box

markers / textas

Math / Maths

Music

nurse

paint

paper

paper clip

pen

pencil

pencil case

pencil tin

play

principal

read

recess

ruler

school

Science

scissors

sharpener

sit

slide

snack

Social Studies

Sport

stapler

student

swing

teacher


uniform

write

Our book of...

School

Words




Name

By Lavinia Pop © 2013

Our book of...

School

Words




Name

By Lavinia Pop © 2013

My book of...

School

Words




Name

By Lavinia Pop © 2013

My book of...



School

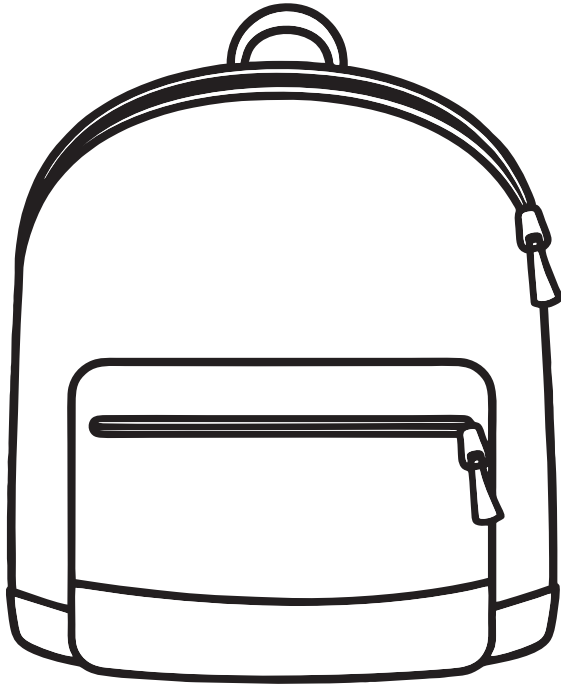
Words



Name

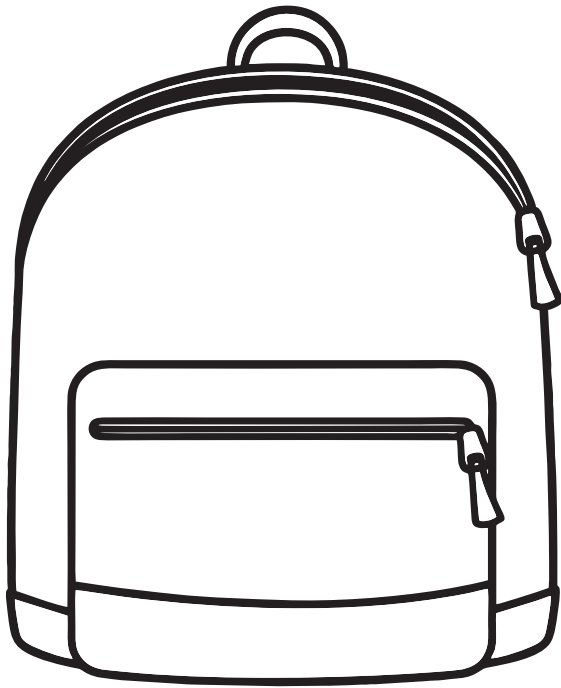
By Lavinia Pop © 2013





backpack

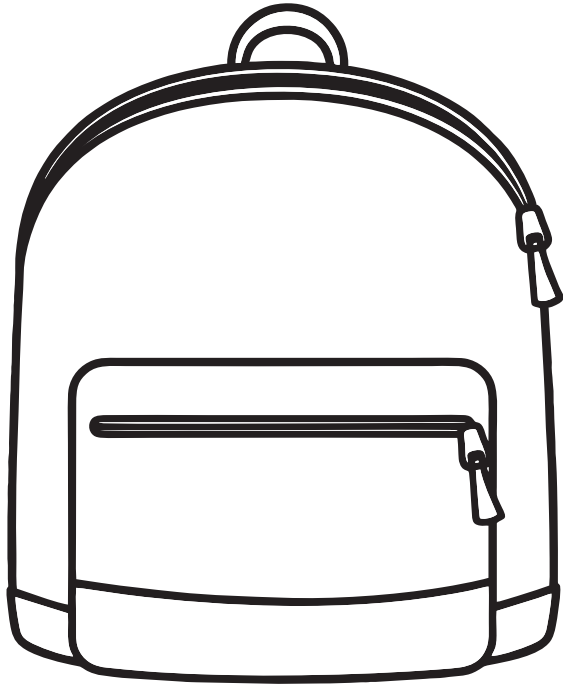
Handwriting practice lines consisting of a solid top line, a dashed middle line, and a solid bottom line.



backpack

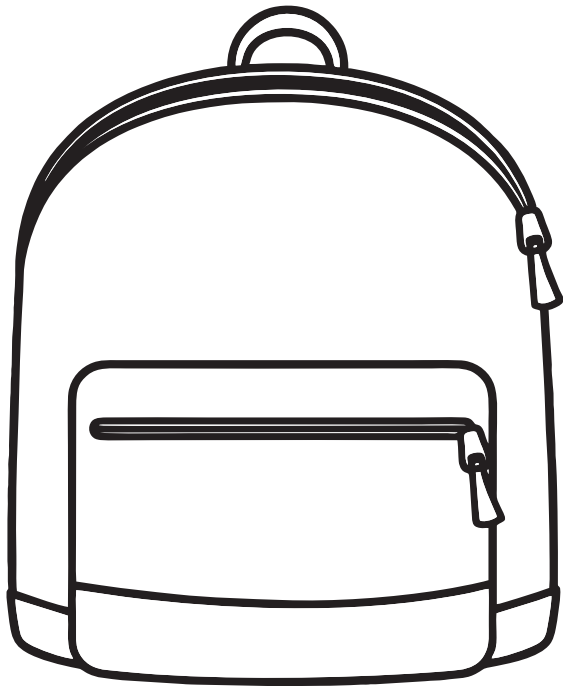
Handwriting practice lines consisting of a solid top line, a dashed middle line, and a solid bottom line.

bag




Three horizontal lines for handwriting practice: a solid top line, a dashed middle line, and a solid bottom line.


bag



Three horizontal lines for handwriting practice: a solid top line, a dashed middle line, and a solid bottom line.



clock



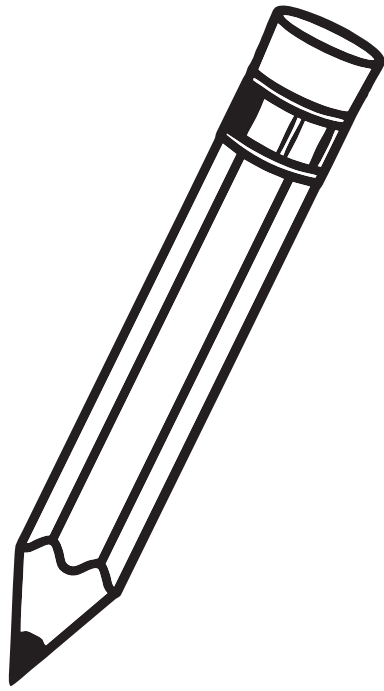
clock

friends



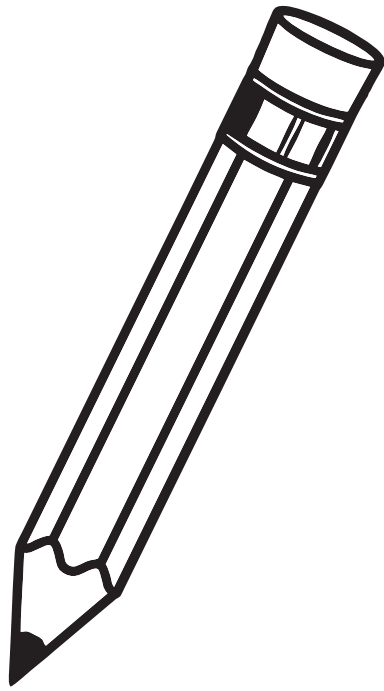
friends





pencil

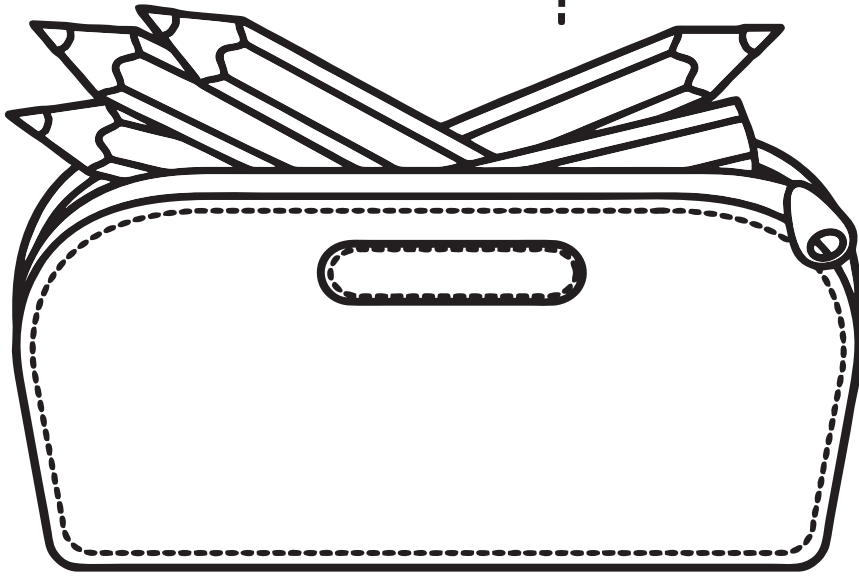
Handwriting practice lines consisting of a solid top line, a dashed middle line, and a solid bottom line.



pencil

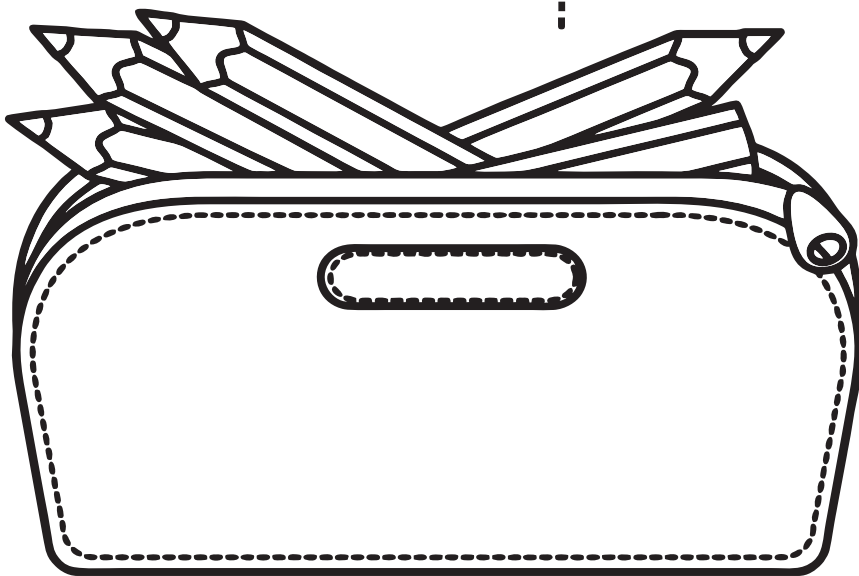
Handwriting practice lines consisting of a solid top line, a dashed middle line, and a solid bottom line.

pencil case



Handwriting practice lines consisting of a solid top line, a dashed middle line, and a solid bottom line.

pencil case



Handwriting practice lines consisting of a solid top line, a dashed middle line, and a solid bottom line.