



WORD SLIDERS

240
CARDS

Phoneme Blending Cards



r u n



• •


d o g



•

© Lavinia Pop 2014

h e n



• •


m i x



•

Pop 2014

c a t



• • •

© Lavinia Pop 2014

Thank you for downloading this product; I hope you will enjoy using it and that it will be a valuable resource for you! I value your feedback, so please don't hesitate to contact me if you have any concerns whatsoever as I will endeavour to address them. And if you like what I've done, please let me know by leaving feedback at my online store :)

Lavinia

lavinia@kinder-resources.com

ILLUSTRATIONS Kari Bolt, Little Red, Hidesy's Clipart, Dancing Crayon Designs, Whimsy Clips, Educlips Clip Art, Ramona Majdis, Zip-a-Dee-doo-dah-Designs, Bunny on a Cloud, Krista Wallden - Creative Clips, Creating4 the Classroom, Rainbow Sprinkle Studio - Sasha Mitten, First Class Clipart, Erin Colleen Design

[teacherspayteachers.com/Store/Kari-Bolt](https://www.teacherspayteachers.com/Store/Kari-Bolt) [teacherspayteachers.com/Store/Littered](https://www.teacherspayteachers.com/Store/Littered) [teacherspayteachers.com/Store/Hidesys-Clipart](https://www.teacherspayteachers.com/Store/Hidesys-Clipart)
[dancingcrayon.com](https://www.dancingcrayon.com) [teacherspayteachers.com/Store/Whimsy-Clips](https://www.teacherspayteachers.com/Store/Whimsy-Clips) [teacherspayteachers.com/Store/Educlips](https://www.teacherspayteachers.com/Store/Educlips)
[teacherspayteachers.com/Store/Ramona-Majdis](https://www.teacherspayteachers.com/Store/Ramona-Majdis) [teacherspayteachers.com/Store/Zip-a-dee-doo-dah-Designs](https://www.teacherspayteachers.com/Store/Zip-a-dee-doo-dah-Designs)
[teacherspayteachers.com/Store/Bunny-On-A-Cloud](https://www.teacherspayteachers.com/Store/Bunny-On-A-Cloud) [teacherspayteachers.com/Store/Krista-Wallden-Creative-Clips](https://www.teacherspayteachers.com/Store/Krista-Wallden-Creative-Clips)
[teacherspayteachers.com/Store/Creating4-The-Classroom](https://www.teacherspayteachers.com/Store/Creating4-The-Classroom) [teacherspayteachers.com/Store/Rainbow-Sprinkle-Studio-Sasha-Mitten](https://www.teacherspayteachers.com/Store/Rainbow-Sprinkle-Studio-Sasha-Mitten)
[teacherspayteachers.com/Store/First-Class-Clipart](https://www.teacherspayteachers.com/Store/First-Class-Clipart) [teacherspayteachers.com/Store/Erin-Colleen-Design](https://www.teacherspayteachers.com/Store/Erin-Colleen-Design)

This packet contains Images used under license from Shutterstock.com

FONTS [schoolfonts.com.au](https://www.schoolfonts.com.au) [teacherspayteachers.com/Store/Kimberly-Geswein-Fonts](https://www.teacherspayteachers.com/Store/Kimberly-Geswein-Fonts)
[teacherspayteachers.com/Store/Ramonam-Graphics](https://www.teacherspayteachers.com/Store/Ramonam-Graphics)

PRINTING TIP This resource has been designed for printing on A4-sized paper. If you are printing on a different size, select "shrink to printable area" or "print to fit page" (or a similar option) in order for the contents of this unit to print correctly.

Copyright © 2014 by Lavinia Pop - All rights reserved by author.

Purchase of this item entitles the purchaser the right to reproduce the pages for personal and classroom use. Duplication for other classes, an entire school or commercial purposes is strictly prohibited without written permission from the author. Minor editing is permitted only for personal use, however the document remains under copyright even when edited. Posting this item in whole or in part on the Internet in any form is strictly prohibited and is a violation of the Digital Millennium Copyright Act (DMCA).

Please be fair and don't share! If you are not the original purchaser of this file, please visit my store to purchase a copy. [Kinder-Resources.com](https://www.Kinder-Resources.com)

let's connect!



[Kinder-Resources.com](https://www.Kinder-Resources.com)



facebook.com/KinderResources



instagram.com/laviniapop_kinder_resources



pinterest.com/laviniapop

Introduction

About this book

This unit contains 240 CVC word slider cards to assist children learning to read. The purpose of these cards is to discourage children from guessing words and, instead, read phonetically by sounding out each letter, blending them together and then reading the whole word.

The cards in this unit are arranged in alphabetical order so that they can be used with a "Letter of the Week" curriculum; however, they can be used as an independent activity.

Directions for use

Print the cards you wish to use, laminate them for durability and then cut along the dashed lines to separate the cards. Cut the short end from one side of a letter-sized envelope. Put the CVC word slider cards (up to 6 at a time) inside the envelope. Children pull out the top card, sound out each letter as it appears and then they read the whole word. Children pull out the card further to reveal a picture to check whether they read the word correctly.


Happy Teaching :)



How to fold the envelope

Cut along the solid lines and fold on the dotted lines. Seal the side and end with some sticky tape and side

CVC



WORD SLIDER CARDS

b



a



d



© Lavinia Pop 2014

b



a



g



© Lavinia Pop 2014

b



a



t



© Lavinia Pop 2014

b



a



t



© Lavinia Pop 2014

b



e



g



© Lavinia Pop 2014

b



e



d




© Lavinia Pop 2014

b
•

i
•

g
•



© Lavinia Pop 2014

b
•

i
•

t
•




© Lavinia Pop 2014

b
•

i
•

n
•




© Lavinia Pop 2014

b
•

o
•

g
•




© Lavinia Pop 2014

b
•

o
•

x
•



© Lavinia Pop 2014

b
•

u
•

n
•



© Lavinia Pop 2014

b



u



s



© Lavinia Pop 2014

b



u



g



© Lavinia Pop 2014

c



a



b



© Lavinia Pop 2014