





















# PERSONAL & CLASSROOM WORD WALL

# AUTUMN

### Fall

yellow		apple seeds	
brown		apple core	
red		cider	
orange		preserves	
green		blossoms	
leaf		pick	
tree		pumpkin	
branch		pumpkin seed	
apple		pumpkin patch	
apple tree		pie	

### ALPHABETICAL ORDER

Name: \_\_\_\_\_

 Choose 8 words from the word wall and write them in alphabetical order.



A	1	_____	N
B	2	_____	O
C	3	_____	P
D	4	_____	Q
E	5	_____	R
F	6	_____	S
G	7	_____	T
H	8	_____	U
I			V
J			W
K			X
L			Y
M			Z



 rake

 scarecrow

apple 

yellow 

**Thank you** for downloading this product; I hope you will enjoy using it and that it will be a valuable resource for you! I value your feedback, so please don't hesitate to contact me if you have any concerns whatsoever as I will endeavour to address them. And if you like what I've done, please let me know by leaving feedback at my online store :)

Lavinia

[lavinia@kinder-resources.com](mailto:lavinia@kinder-resources.com)

**ILLUSTRATIONS** Kari Bolt, Little Red, Hidesy's Clipart, Dancing Crayon Designs, Whimsy Clips, PartyHead Graphics, Ramona Majdis, Zip-a-Dee-doo-dah-Designs, Bunny on a Cloud, Krista Wallden - Creative Clips, Creating4 the Classroom, Rainbow Sprinkle Studio - Sasha Mitten, First Class Clipart, Erin Colleen Design

[teacherspayteachers.com/Store/Kari-Bolt](http://teacherspayteachers.com/Store/Kari-Bolt)   [teacherspayteachers.com/Store/Littered](http://teacherspayteachers.com/Store/Littered)   [teacherspayteachers.com/Store/Hidesys-Clipart](http://teacherspayteachers.com/Store/Hidesys-Clipart)  
[dancingcrayon.com](http://dancingcrayon.com)   [teacherspayteachers.com/Store/Whimsy-Clips](http://teacherspayteachers.com/Store/Whimsy-Clips)   [teacherspayteachers.com/Store/Partyhead-Graphics](http://teacherspayteachers.com/Store/Partyhead-Graphics)  
[teacherspayteachers.com/Store/Ramona-Majdis](http://teacherspayteachers.com/Store/Ramona-Majdis)   [teacherspayteachers.com/Store/Zip-a-dee-doo-dah-Designs](http://teacherspayteachers.com/Store/Zip-a-dee-doo-dah-Designs)  
[teacherspayteachers.com/Store/Bunny-On-A-Cloud](http://teacherspayteachers.com/Store/Bunny-On-A-Cloud)   [teacherspayteachers.com/Store/Krista-Wallden-Creative-Clips](http://teacherspayteachers.com/Store/Krista-Wallden-Creative-Clips)  
[teacherspayteachers.com/Store/Creating4-The-Classroom](http://teacherspayteachers.com/Store/Creating4-The-Classroom)   [teacherspayteachers.com/Store/Rainbow-Sprinkle-Studio-Sasha-Mitten](http://teacherspayteachers.com/Store/Rainbow-Sprinkle-Studio-Sasha-Mitten)  
[teacherspayteachers.com/Store/First-Class-Clipart](http://teacherspayteachers.com/Store/First-Class-Clipart)   [teacherspayteachers.com/Store/Erin-Colleen-Design](http://teacherspayteachers.com/Store/Erin-Colleen-Design)

This packet contains Images used under license from Shutterstock.com

**FONTS** [schoolfonts.com.au](http://schoolfonts.com.au)   [teacherspayteachers.com/Store/Kimberly-Geswein-Fonts](http://teacherspayteachers.com/Store/Kimberly-Geswein-Fonts)  
[teacherspayteachers.com/Store/Ramonam-Graphics](http://teacherspayteachers.com/Store/Ramonam-Graphics)

**PRINTING TIP** This resource has been designed for printing on A4-sized paper. If you are printing on a different size, select "shrink to printable area" or "print to fit page" (or a similar option) in order for the contents of this unit to print correctly.

Copyright © 2013 by Lavinia Pop - All rights reserved by author.

Purchase of this item entitles the purchaser the right to reproduce the pages for personal and classroom use. Duplication for other classes, an entire school or commercial purposes is strictly prohibited without written permission from the author. Minor editing is permitted only for personal use, however the document remains under copyright even when edited. Posting this item in whole or in part on the Internet in any form is strictly prohibited and is a violation of the Digital Millennium Copyright Act (DMCA).

Please be fair and don't share! If you are not the original purchaser of this file, please visit my store to purchase a copy. [Kinder-Resources.com](http://Kinder-Resources.com)

let's connect!



[Kinder-Resources.com](http://Kinder-Resources.com)



[facebook.com/inmyworldlavinipop](http://facebook.com/inmyworldlavinipop)



[instagram.com/inmyworld\\_lavinipop](http://instagram.com/inmyworld_lavinipop)



[pinterest.com/lavinipop](http://pinterest.com/lavinipop)

# Introduction

## **About this book**

This packet contains:

- a word list to go inside a student binder or inside a file-folder
- large classroom word wall cards (optional background: color or white)
- thematic word work pages
- blank pages for you to write your own words

Classroom word walls are a fantastic tool for learning new vocabulary. It is also beneficial to equip each child with a personal word list so that they can add their own words to it and keep it when the seasonal words are removed from the classroom wall. A copy of the words can also be kept in the word work or writing center.

## **Directions for use**

### *Personal word list*

Print the pages included the first section of this packet, put them inside plastic sleeves and then into student binders. Alternatively, the pages can be glued into a notebook. If you would like your students to order the words alphabetically, have them cut the words and paste them accordingly into their books. Blank squares have been included so that students can add their own words.

### *Word work or writing center file-folder word list*

Print the cover page and paste it on the front of the folder. Print the word list pages included in the first section of this packet and paste them on the middle pages of the folder. Print the Word Work Task page and glue it on the back of the folder - please note this should only be used if you intend to use the worksheets I have provided.

### *Classroom word wall cards*

Print your desired set, with or without background, along with the title page. Cut out the vocabulary cards you wish to use and laminate them for durability. Display them on your classroom wall.

Happy Teaching :)

# Words included

yellow  
brown  
red  
orange  
green  
leaf  
tree  
branch  
apple  
apple tree  
apple seeds  
apple core  
cider  
preserves  
blossom  
pick  
pumpkin  
pumpkin seed  
pumpkin patch  
pie  
corn  
corn stalk  
wheat  
sunflower  
squash  
pear  
vegetables

nuts  
fox  
owl  
crow  
squirrel  
barn  
tractor  
crate  
wheelbarrow  
scarecrow  
farmer  
haystack  
hay bale  
sweater  
scarf  
hedgehog  
acorn  
rake  
football  
leaves  
hay ride  
season  
September  
October  
November  
Autumn  
fall

crunch  
beautiful  
bake  
carve  
change  
chop  
abundant  
fly  
gather  
harvest  
migrate  
bright  
wear  
reap  
bountiful  
chilly  
cold  
colorful  
ripe  
crisp

# Fall

yellow



brown



red



orange




green



leaf




tree



branch




apple



apple tree



apple seeds



apple core



cider



preserves



blossoms



pick



pumpkin



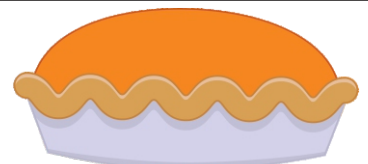
pumpkin seed



pumpkin patch



pie



# ALPHABETICAL ORDER

Name:



Choose 8 words from the word wall and write them in alphabetical order.

A  
B  
C  
D  
E  
F  
G  
H  
I  
J  
K  
L  
M

1

---

---

---

2

---

---

---

3

---

---

---

4

---

---

---

5

---

---

---

6

---

---

---

7

---

---

---

8

---

---

---

N  
O  
P  
Q  
R  
S  
T  
U  
V  
W  
X  
Y  
Z

**yellow**



**brown**



**red**



**orange**



**yellow**



**brown**



**red**



**orange**

