

# autumn count & graph

## MATH ACTIVITY

4 activity cards | recording pages

Activity card showing 15 leaves in a 3x5 grid. Below the grid is a 6x6 graph grid. The first row of the graph is labeled with numbers 5, 4, 3, 2, 1. The first column is labeled with a circled 'A'. Below the graph grid is a row of five leaf icons: yellow, brown, red, orange, and green.

5						
4						
3						
2						
1						
A						

Lavinia Pop © 2013

Name:




































**COUNT & GRAPH**  
RECORDING PAGE

Write the graph results next to each picture.

**CARD A**


By Lavinia Pop © 2013



					
					
					
<b>5</b>					
<b>4</b>					
<b>3</b>					
<b>2</b>					
<b>1</b>					
<b>A</b>					

Lavinia Pop © 2013





**Thank you** for downloading this product; I hope you will enjoy using it and that it will be a valuable resource for you! I value your feedback, so please don't hesitate to contact me if you have any concerns whatsoever as I will endeavour to address them. And if you like what I've done, please let me know by leaving feedback at my online store :)

Lavinia

[lavinia@kinder-resources.com](mailto:lavinia@kinder-resources.com)

**ILLUSTRATIONS** Kari Bolt, Little Red, Hidesy's Clipart, Dancing Crayon Designs, Whimsy Clips, PartyHead Graphics, Ramona Majdis, Zip-a-Dee-doo-dah-Designs, Bunny on a Cloud, Krista Wallden - Creative Clips, Creating4 the Classroom, Rainbow Sprinkle Studio - Sasha Mitten, First Class Clipart, Erin Colleen Design

[teacherspayteachers.com/Store/Kari-Bolt](https://www.teacherspayteachers.com/Store/Kari-Bolt)    [teacherspayteachers.com/Store/Littered](https://www.teacherspayteachers.com/Store/Littered)    [teacherspayteachers.com/Store/Hidesys-Clipart](https://www.teacherspayteachers.com/Store/Hidesys-Clipart)  
[dancingcrayon.com](https://www.dancingcrayon.com)    [teacherspayteachers.com/Store/Whimsy-Clips](https://www.teacherspayteachers.com/Store/Whimsy-Clips)    [teacherspayteachers.com/StorePartyhead-Graphics](https://www.teacherspayteachers.com/Store/Partyhead-Graphics)  
[teacherspayteachers.com/Store/Ramona-Majdis](https://www.teacherspayteachers.com/Store/Ramona-Majdis)    [teacherspayteachers.com/Store/Zip-a-dee-doo-dah-Designs](https://www.teacherspayteachers.com/Store/Zip-a-dee-doo-dah-Designs)  
[teacherspayteachers.com/Store/Bunny-On-A-Cloud](https://www.teacherspayteachers.com/Store/Bunny-On-A-Cloud)    [teacherspayteachers.com/Store/Krista-Wallden-Creative-Clips](https://www.teacherspayteachers.com/Store/Krista-Wallden-Creative-Clips)  
[teacherspayteachers.com/Store/Creating4-The-Classroom](https://www.teacherspayteachers.com/Store/Creating4-The-Classroom)    [teacherspayteachers.com/Store/Rainbow-Sprinkle-Studio-Sasha-Mitten](https://www.teacherspayteachers.com/Store/Rainbow-Sprinkle-Studio-Sasha-Mitten)  
[teacherspayteachers.com/Store/First-Class-Clipart](https://www.teacherspayteachers.com/Store/First-Class-Clipart)    [teacherspayteachers.com/Store/Erin-Colleen-Design](https://www.teacherspayteachers.com/Store/Erin-Colleen-Design)

This packet contains Images used under license from Shutterstock.com

**FONTS** [schoolfonts.com.au](https://www.schoolfonts.com.au)    [teacherspayteachers.com/Store/Kimberly-Geswein-Fonts](https://www.teacherspayteachers.com/Store/Kimberly-Geswein-Fonts)  
[teacherspayteachers.com/Store/Ramonam-Graphics](https://www.teacherspayteachers.com/Store/Ramonam-Graphics)

**PRINTING TIP** This resource has been designed for printing on A4-sized paper. If you are printing on a different size, select "shrink to printable area" or "print to fit page" (or a similar option) in order for the contents of this unit to print correctly.

Copyright © 2013 by Lavinia Pop - All rights reserved by author.

Purchase of this item entitles the purchaser the right to reproduce the pages for personal and classroom use. Duplication for other classes, an entire school or commercial purposes is strictly prohibited without written permission from the author. Minor editing is permitted only for personal use, however the document remains under copyright even when edited. Posting this item in whole or in part on the Internet in any form is strictly prohibited and is a violation of the Digital Millennium Copyright Act (DMCA).

Please be fair and don't share! If you are not the original purchaser of this file, please visit my store to purchase a copy. [Kinder-Resources.com](https://www.Kinder-Resources.com)

let's connect!



[Kinder-Resources.com](https://www.Kinder-Resources.com)



[facebook.com/inmyworldlavinipop](https://www.facebook.com/inmyworldlavinipop)



[instagram.com/inmyworld\\_lavinipop](https://www.instagram.com/inmyworld_lavinipop)



[pinterest.com/lavinipop](https://www.pinterest.com/lavinipop)

# INTRODUCTION

Engage your preschoolers in a fun and educational autumn-themed counting activity with the Autumn/Fall Count and Graph pack! This printable set is designed to help young learners practice counting, number recognition, and graphing skills with a delightful fall twist.

## What's Included:

- **4 Count and Graph activity cards:** Featuring colorful autumn-themed images like pumpkins, leaves, and acorns, children count each picture and represent their findings by filling in the appropriate number of squares on the graph with an erasable marker, crayon, or manipulatives.
- **4 recording pages:** Includes 4 half-page recording sheets that children can use to record their results.

## How to Use:

- **Set Up:** Simply print and laminate the activity cards for repeated use. Provide erasable markers or counters and recording pages for the children to use.
- **Activity:** Children will count the objects on each card and then fill in the graph by coloring the corresponding number of squares. Alternatively, use counters to fill in the graph squares, offering a tactile learning experience.
- **Recording page:** Children write the number of each item they counted, reinforcing number recognition and writing.

## Skills Developed:

- **Counting:** Children practice counting objects from 1 to 5, building foundational math skills.
- **Graphing and data representation:** By coloring the correct number of squares on the graph, children develop early graphing skills and learn how to visually represent data.
- **Number writing:** On the recording pages, children practice writing numbers, reinforcing number recognition and fine motor control.
- **Pattern recognition and observation:** The autumn-themed images foster pattern recognition as children learn to visually group and count similar objects, an essential skill for early mathematics.

Happy Teaching :)

# COUNT & GRAPH

I can

- 1 Count the objects that are the same.
- 2 Color the squares on the graph to show how many objects I counted.
- 3 Record my work.

A 5x5 grid of autumn items: Row 1: Pear, Acorn, Corn, Apple, Corn; Row 2: Orange, Pear, Apple, Corn, Apple; Row 3: Corn, Apple, Pear, Acorn, Orange; Row 4: Apple, Orange, Corn, Pear, Acorn.

5					
4					
3					
2					
1					
<b>B</b>					

Lavinia Pop © 2013

Name: \_\_\_\_\_

**COUNT & GRAPH**  
RECORDING PAGE

Write the graph results next to each picture.

**CARD B**


By Lavinia Pop © 2013

Lavinia Pop © 2013

# AUTUMN

Count  
and  
Graph

A 5x5 grid of autumn items: Row 1: Pear, Acorn, Corn, Apple, Corn; Row 2: Orange, Pear, Apple, Corn, Apple; Row 3: Corn, Apple, Pear, Acorn, Orange; Row 4: Apple, Orange, Corn, Pear, Acorn.

5					
4					
3					
2					
1					
<b>B</b>					

Lavinia Pop © 2013

Name: \_\_\_\_\_

**COUNT & GRAPH**  
RECORDING PAGE

Write the graph results next to each picture.

**CARD B**


By Lavinia Pop © 2013

Lavinia Pop © 2013