


# autumn

# MEASUREMENT

non-standard measurement | 10 measuring cards | recording page













Name: \_\_\_\_\_






## MEASUREMENT RECORDING PAGE

Write the measurement for each picture.

|   |                      |   |                      |
|---|----------------------|---|----------------------|
|  | <input type="text"/> |   | <input type="text"/> |
|  | <input type="text"/> |  | <input type="text"/> |
|  | <input type="text"/> |  | <input type="text"/> |
|  | 4                    |  | <input type="text"/> |
|  | <input type="text"/> |  | <input type="text"/> |

By Lavinia Pop © 2013







**Thank you** for downloading this product; I hope you will enjoy using it and that it will be a valuable resource for you! I value your feedback, so please don't hesitate to contact me if you have any concerns whatsoever as I will endeavour to address them. And if you like what I've done, please let me know by leaving feedback at my online store :)

Lavinia

[lavinia@kinder-resources.com](mailto:lavinia@kinder-resources.com)

**ILLUSTRATIONS** Kari Bolt, Little Red, Hidesy's Clipart, Dancing Crayon Designs, Whimsy Clips, PartyHead Graphics, Ramona Majdis, Zip-a-Dee-doo-dah-Designs, Bunny on a Cloud, Krista Wallden - Creative Clips, Creating4 the Classroom, Rainbow Sprinkle Studio - Sasha Mitten, First Class Clipart, Erin Colleen Design

[teacherspayteachers.com/Store/Kari-Bolt](http://teacherspayteachers.com/Store/Kari-Bolt)   [teacherspayteachers.com/Store/Littered](http://teacherspayteachers.com/Store/Littered)   [teacherspayteachers.com/Store/Hidesys-Clipart](http://teacherspayteachers.com/Store/Hidesys-Clipart)  
[dancingcrayon.com](http://dancingcrayon.com)   [teacherspayteachers.com/Store/Whimsy-Clips](http://teacherspayteachers.com/Store/Whimsy-Clips)   [teacherspayteachers.com/Store/Partyhead-Graphics](http://teacherspayteachers.com/Store/Partyhead-Graphics)  
[teacherspayteachers.com/Store/Ramona-Majdis](http://teacherspayteachers.com/Store/Ramona-Majdis)   [teacherspayteachers.com/Store/Zip-a-dee-doo-dah-Designs](http://teacherspayteachers.com/Store/Zip-a-dee-doo-dah-Designs)  
[teacherspayteachers.com/Store/Bunny-On-A-Cloud](http://teacherspayteachers.com/Store/Bunny-On-A-Cloud)   [teacherspayteachers.com/Store/Krista-Wallden-Creative-Clips](http://teacherspayteachers.com/Store/Krista-Wallden-Creative-Clips)  
[teacherspayteachers.com/Store/Creating4-The-Classroom](http://teacherspayteachers.com/Store/Creating4-The-Classroom)   [teacherspayteachers.com/Store/Rainbow-Sprinkle-Studio-Sasha-Mitten](http://teacherspayteachers.com/Store/Rainbow-Sprinkle-Studio-Sasha-Mitten)  
[teacherspayteachers.com/Store/First-Class-Clipart](http://teacherspayteachers.com/Store/First-Class-Clipart)   [teacherspayteachers.com/Store/Erin-Colleen-Design](http://teacherspayteachers.com/Store/Erin-Colleen-Design)

This packet contains Images used under license from Shutterstock.com

**FONTS** [schoolfonts.com.au](http://schoolfonts.com.au)   [teacherspayteachers.com/Store/Kimberly-Geswein-Fonts](http://teacherspayteachers.com/Store/Kimberly-Geswein-Fonts)  
[teacherspayteachers.com/Store/Ramonam-Graphics](http://teacherspayteachers.com/Store/Ramonam-Graphics)

**PRINTING TIP** This resource has been designed for printing on A4-sized paper. If you are printing on a different size, select "shrink to printable area" or "print to fit page" (or a similar option) in order for the contents of this unit to print correctly.

Copyright © 2013 by Lavinia Pop - All rights reserved by author.

Purchase of this item entitles the purchaser the right to reproduce the pages for personal and classroom use. Duplication for other classes, an entire school or commercial purposes is strictly prohibited without written permission from the author. Minor editing is permitted only for personal use, however the document remains under copyright even when edited. Posting this item in whole or in part on the Internet in any form is strictly prohibited and is a violation of the Digital Millennium Copyright Act (DMCA).

Please be fair and don't share! If you are not the original purchaser of this file, please visit my store to purchase a copy. [Kinder-Resources.com](http://Kinder-Resources.com)

let's connect!



[Kinder-Resources.com](http://Kinder-Resources.com)



[facebook.com/inmyworldlavinipop](http://facebook.com/inmyworldlavinipop)



[instagram.com/inmyworld\\_lavinipop](http://instagram.com/inmyworld_lavinipop)



[pinterest.com/lavinipop](http://pinterest.com/lavinipop)

# INTRODUCTION

Make measuring exciting with the **Fall Non-Standard Measurement Activity!** This interactive activity allows young learners to explore non-standard measurement using seasonal tools.

## What's Included:

- **20 measurement cards:** Autumn-themed cards featuring arrows for children to measure from one line to another.
- **Leaf strips:** Colorful strips of leaves for measuring the distance between lines.
- **Recording page:** A page where children record how many leaves long each item on the card measured.

## How to Use:

- **Set up:** Print, laminate, and cut out the measurement cards and leaf strips for durability.
- **Activity:** Children use the leaf strips to measure along the arrows between the lines on each card. For an additional challenge, introduce other items like coins, small erasers, tokens, or counters for measuring.
- **Recording:** After measuring, children write how many leaves long each item was on the recording page.

## Educational Benefits:

- **Measurement skills:** Encourages understanding of non-standard measurement in a playful, seasonal context.
- **Problem-solving:** Promotes critical thinking as children determine how many leaves (or other items) fit along the measurement lines.
- **Writing practice:** Reinforces writing and counting skills as children record their measurements.
- Perfect for autumn-themed math centers, small groups, or individual practice. Bring seasonal fun to your classroom with this engaging measurement activity!

Happy Teaching :)

# MEASUREMENT

## I can

1

Place the top of the measuring strip at the top of the black line on my picture card.

2

Count how many leaves there are to the bottom line.

3

Record my work.

Name: \_\_\_\_\_

**MEASUREMENT RECORDING PAGE**

Write the measurement for each picture.

|   |                      |   |                      |
|---|----------------------|---|----------------------|
|   | <input type="text"/> |  | <input type="text"/> |
|   | <input type="text"/> |  | <input type="text"/> |
|    | <input type="text"/> |  | <input type="text"/> |
|    | <input type="text"/> |  | <input type="text"/> |
|    | <input type="text"/> |  | <input type="text"/> |
|    | <input type="text"/> |   |                      |
|    | <input type="text"/> |   |                      |
|    | <input type="text"/> |   |                      |
|   | <input type="text"/> |   |                      |
|  | <input type="text"/> |   |                      |

By Lavinia Pop © 2013

Lavinia Pop © 2013

# AUTUMN












## Measurement

A measuring strip with seven leaves of different colors (yellow, orange, green, red, brown, yellow) is placed vertically next to an apple core. A black line is drawn at the top of the apple core, and a double-headed arrow indicates the height from this line to the bottom of the apple core.

Name: \_\_\_\_\_


**MEASUREMENT RECORDING PAGE**

Write the measurement for each picture.


|   |                      |   |                      |
|---|----------------------|---|----------------------|
|  | <input type="text"/> |  | <input type="text"/> |
|  | <input type="text"/> |  | <input type="text"/> |
|  | <input type="text"/> |  | <input type="text"/> |
|  | <input type="text"/> |  | <input type="text"/> |
|  | <input type="text"/> |  | <input type="text"/> |
|  | <input type="text"/> |   |                      |
|   |                      |   |                      |
|   |                      |   |                      |
|   |                      |   |                      |
|   |                      |   |                      |

By Lavinia Pop © 2013

Lavinia Pop © 2013



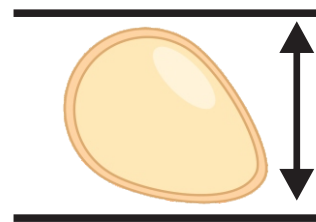
Lavinia Pop © 2013



Lavinia Pop © 2013



Lavinia Pop © 2013



Lavinia Pop © 2013