






missing numbers 1-20

MATH ACTIVITY

54 number cards | recording page





Thank you for downloading this product; I hope you will enjoy using it and that it will be a valuable resource for you! I value your feedback, so please don't hesitate to contact me if you have any concerns whatsoever as I will endeavour to address them. And if you like what I've done, please let me know by leaving feedback at my online store :)

Lavinia

lavinia@kinder-resources.com

ILLUSTRATIONS Kari Bolt, Little Red, Hidesy's Clipart, Dancing Crayon Designs, Whimsy Clips, PartyHead Graphics, Ramona Majdis, Zip-a-Dee-doo-dah-Designs, Bunny on a Cloud, Krista Wallden - Creative Clips, Creating4 the Classroom, Rainbow Sprinkle Studio - Sasha Mitten, First Class Clipart, Erin Colleen Design

teacherspayteachers.com/Store/Kari-Bolt teacherspayteachers.com/Store/Littered teacherspayteachers.com/Store/Hidesys-Clipart
dancingcrayon.com teacherspayteachers.com/Store/Whimsy-Clips teacherspayteachers.com/Store/Partyhead-Graphics
teacherspayteachers.com/Store/Ramona-Majdis teacherspayteachers.com/Store/Zip-a-dee-doo-dah-Designs
teacherspayteachers.com/Store/Bunny-On-A-Cloud teacherspayteachers.com/Store/Krista-Wallden-Creative-Clips
teacherspayteachers.com/Store/Creating4-The-Classroom teacherspayteachers.com/Store/Rainbow-Sprinkle-Studio-Sasha-Mitten
teacherspayteachers.com/Store/First-Class-Clipart teacherspayteachers.com/Store/Erin-Colleen-Design

This packet contains Images used under license from Shutterstock.com

FONTS schoolfonts.com.au teacherspayteachers.com/Store/Kimberly-Geswein-Fonts
teacherspayteachers.com/Store/Ramonam-Graphics

PRINTING TIP This resource has been designed for printing on A4-sized paper. If you are printing on a different size, select "shrink to printable area" or "print to fit page" (or a similar option) in order for the contents of this unit to print correctly.

Copyright © 2013 by Lavinia Pop - All rights reserved by author.

Purchase of this item entitles the purchaser the right to reproduce the pages for personal and classroom use. Duplication for other classes, an entire school or commercial purposes is strictly prohibited without written permission from the author. Minor editing is permitted only for personal use, however the document remains under copyright even when edited. Posting this item in whole or in part on the Internet in any form is strictly prohibited and is a violation of the Digital Millennium Copyright Act (DMCA).

Please be fair and don't share! If you are not the original purchaser of this file, please visit my store to purchase a copy. Kinder-Resources.com

let's connect!



Kinder-Resources.com



facebook.com/inmyworldlavinipop



instagram.com/inmyworld_lavinipop



pinterest.com/lavinipop

INTRODUCTION

Introduce your students to a fun, fall-themed activity with the **Missing Pumpkin Numbers (1-20)**! This engaging resource is designed to help young learners practice number recognition and sequencing in an interactive way.

What's Included:

- **54 number cards:** Each card features three pumpkins with numbers, where the missing number is either the first, middle, or last pumpkin.
- **Recording page:** A page where children can write down 12 number sequences they've worked on.

How to Use:

- **Set up:** Print, laminate, and cut out all 54 cards for durability. Punch a hole in the top corner and secure them with a key ring, ribbon, or pipe cleaner for easy organization.
- **Activity:** Children identify the missing number on each card and write it using a dry-erase marker. Afterward, they can record 12 number sequences on the provided recording page.

Educational Benefits:

- **Number recognition:** Strengthens understanding of numbers 1-20.
- **Sequencing skills:** Reinforces number order through missing number placement.
- **Writing practice:** Provides additional opportunities for students to record their sequences.

Perfect for math centers, individual practice, or small group activities, this pumpkin-themed activity adds seasonal fun to learning!

Happy Teaching! :)


MISSING NUMBERS

I can

- 1 Read the numbers on the card.
- 2 Determine the missing number and write it.
- 3 Record my work.


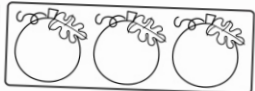




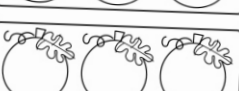


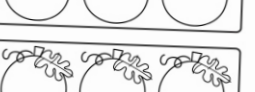




Name: _____



MISSING NUMBERS RECORDING PAGE

Write some of the missing numbers you worked on today.

By Lavinia Pop © 2013


Lavinia Pop © 2013

BACK TO SCHOOL

Missing Numbers















Name: _____



MISSING NUMBERS RECORDING PAGE




Write some of the missing numbers you worked on today.




By Lavinia Pop © 2013

Lavinia Pop © 2013




Lavinia Pop © 2013






Lavinia Pop © 2013






Lavinia Pop © 2013






Lavinia Pop © 2013






Lavinia Pop © 2013



Lavinia Pop © 2013



Lavinia Pop © 2013



Lavinia Pop © 2013

