

autumn theme

BUILD A PATTERN

20 patterns to copy and complete | AB, ABB, AAB, ABC | recording page

BUILD-A-PATTERN A

BUILD-A-PATTERN B

BUILD-A-PATTERN C

BUILD-A-PATTERN D

BUILD-A-PATTERN E

Name: _____



BUILD A PATTERN RECORDING PAGE

Select the picture needed to complete each pattern.

A		H		O	
B		I		P	
C		J		Q	
D		K		R	
E		L		S	
F		M		T	
G		N			

By Lavinia Pop © 2013





Thank you for downloading this product; I hope you will enjoy using it and that it will be a valuable resource for you! I value your feedback, so please don't hesitate to contact me if you have any concerns whatsoever as I will endeavour to address them. And if you like what I've done, please let me know by leaving feedback at my online store :)

Lavinia

lavinia@kinder-resources.com

ILLUSTRATIONS Kari Bolt, Little Red, Hidesy's Clipart, Dancing Crayon Designs, Whimsy Clips, PartyHead Graphics, Ramona Majdis, Zip-a-Dee-doo-dah-Designs, Bunny on a Cloud, Krista Wallden - Creative Clips, Creating4 the Classroom, Rainbow Sprinkle Studio - Sasha Mitten, First Class Clipart, Erin Colleen Design

teacherspayteachers.com/Store/Kari-Bolt teacherspayteachers.com/Store/Littered teacherspayteachers.com/Store/Hidesys-Clipart
dancingcrayon.com teacherspayteachers.com/Store/Whimsy-Clips teacherspayteachers.com/Store/Partyhead-Graphics
teacherspayteachers.com/Store/Ramona-Majdis teacherspayteachers.com/Store/Zip-a-dee-doo-dah-Designs
teacherspayteachers.com/Store/Bunny-On-A-Cloud teacherspayteachers.com/Store/Krista-Wallden-Creative-Clips
teacherspayteachers.com/Store/Creating4-The-Classroom teacherspayteachers.com/Store/Rainbow-Sprinkle-Studio-Sasha-Mitten
teacherspayteachers.com/Store/First-Class-Clipart teacherspayteachers.com/Store/Erin-Colleen-Design

This packet contains Images used under license from Shutterstock.com

FONTS schoolfonts.com.au teacherspayteachers.com/Store/Kimberly-Geswein-Fonts
teacherspayteachers.com/Store/Ramonam-Graphics

PRINTING TIP This resource has been designed for printing on A4-sized paper. If you are printing on a different size, select "shrink to printable area" or "print to fit page" (or a similar option) in order for the contents of this unit to print correctly.

Copyright © 2013 by Lavinia Pop - All rights reserved by author.

Purchase of this item entitles the purchaser the right to reproduce the pages for personal and classroom use. Duplication for other classes, an entire school or commercial purposes is strictly prohibited without written permission from the author. Minor editing is permitted only for personal use, however the document remains under copyright even when edited. Posting this item in whole or in part on the Internet in any form is strictly prohibited and is a violation of the Digital Millennium Copyright Act (DMCA).

Please be fair and don't share! If you are not the original purchaser of this file, please visit my store to purchase a copy. Kinder-Resources.com

let's connect!



Kinder-Resources.com



facebook.com/inmyworldlavinipop



instagram.com/inmyworld_lavinipop



pinterest.com/lavinipop

INTRODUCTION

Introduce your students to pattern-building with the Build an Autumn Pattern activity! This interactive resource helps young learners develop pattern recognition and creation skills using charming autumn-themed images.

What's Included:

- **20 pattern cards:** 5 cards for each pattern type: AB, AAB, ABB, and ABC. Each card features a partially completed pattern that children use as a guide.
- **7 picture cards:** These cards are used by children to replicate the patterns on the pattern cards. Multiple copies of these picture cards will need to be printed to create the different patterns.
- **Recording page:** A page where children choose between two provided options to complete each pattern and record their choice.

How to Use:

- **Setup:** Print and laminate all pages for durability. Be sure to print multiple copies of the picture cards for use in building the patterns.
- **Activity:** Children use the picture cards to copy the pattern shown on the pattern card. They will then decide which picture completes the pattern and record their choice on the provided page.

Educational Benefits:

- **Pattern recognition:** Enhances understanding of AB, AAB, ABB, and ABC patterns through engaging, hands-on activities.
- **Critical thinking:** Encourages problem-solving and decision-making skills as children determine which picture is needed to complete each pattern.
- **Visual learning:** Supports visual discrimination and patterning skills with colorful, seasonal images.


Ideal for math centers, individual practice, or small group activities, this fall-themed pattern activity adds a fun and educational twist to your classroom learning!

Happy Teaching! :)

BUILD A PATTERN

I can


- 1 Build the pattern shown on the card.
- 2 Select the picture needed to continue the sequence.
- 3 Record my work.



Lavinia Pop © 2013

AUTUMN

Build a Pattern



Lavinia Pop © 2013

BUILD-A-PATTERN

A

