



leaves, apples, pumpkins

SORT BY SIZE

3 sizes: large, medium, small | 15 pictures to sort | recording page





Thank you for downloading this product; I hope you will enjoy using it and that it will be a valuable resource for you! I value your feedback, so please don't hesitate to contact me if you have any concerns whatsoever as I will endeavour to address them. And if you like what I've done, please let me know by leaving feedback at my online store :)

Lavinia

lavinia@kinder-resources.com

ILLUSTRATIONS Kari Bolt, Little Red, Hidesy's Clipart, Dancing Crayon Designs, Whimsy Clips, PartyHead Graphics, Ramona Majdis, Zip-a-Dee-doo-dah-Designs, Bunny on a Cloud, Krista Wallden - Creative Clips, Creating4 the Classroom, Rainbow Sprinkle Studio - Sasha Mitten, First Class Clipart, Erin Colleen Design

teacherspayteachers.com/Store/Kari-Bolt teacherspayteachers.com/Store/Littered teacherspayteachers.com/Store/Hidesys-Clipart
dancingcrayon.com teacherspayteachers.com/Store/Whimsy-Clips teacherspayteachers.com/Store/Partyhead-Graphics
teacherspayteachers.com/Store/Ramona-Majdis teacherspayteachers.com/Store/Zip-a-dee-doo-dah-Designs
teacherspayteachers.com/Store/Bunny-On-A-Cloud teacherspayteachers.com/Store/Krista-Wallden-Creative-Clips
teacherspayteachers.com/Store/Creating4-The-Classroom teacherspayteachers.com/Store/Rainbow-Sprinkle-Studio-Sasha-Mitten
teacherspayteachers.com/Store/First-Class-Clipart teacherspayteachers.com/Store/Erin-Colleen-Design

This packet contains Images used under license from Shutterstock.com

FONTS schoolfonts.com.au teacherspayteachers.com/Store/Kimberly-Geswein-Fonts
teacherspayteachers.com/Store/Ramonam-Graphics

PRINTING TIP This resource has been designed for printing on A4-sized paper. If you are printing on a different size, select "shrink to printable area" or "print to fit page" (or a similar option) in order for the contents of this unit to print correctly.

Copyright © 2013 by Lavinia Pop - All rights reserved by author.

Purchase of this item entitles the purchaser the right to reproduce the pages for personal and classroom use. Duplication for other classes, an entire school or commercial purposes is strictly prohibited without written permission from the author. Minor editing is permitted only for personal use, however the document remains under copyright even when edited. Posting this item in whole or in part on the Internet in any form is strictly prohibited and is a violation of the Digital Millennium Copyright Act (DMCA).

Please be fair and don't share! If you are not the original purchaser of this file, please visit my store to purchase a copy. Kinder-Resources.com

let's connect!



Kinder-Resources.com



facebook.com/inmyworldlavinipop



instagram.com/inmyworld_lavinipop



pinterest.com/lavinipop

INTRODUCTION

Make learning fun with the Autumn Fall Sort by Size activity, perfect for developing early math and sorting skills! This hands-on activity allows students to sort autumn-themed picture cards by size, reinforcing their understanding of large, medium, and small.

What's Included:

- **3 size sorting mats (crates):** Large, medium, and small mats for sorting objects by size.
- **5 autumn leaves in 3 sizes:** Red, orange, yellow, brown, and green leaves for sorting.
- **5 differently shaped pumpkins in 3 sizes:** Shapes include oval (wide), triangle, circle, square, and oval (long).
- **5 apples in 3 sizes:** Green, yellow, red, cut in half, and cut into quarters.
- **Recording page:** Children draw the sorted pictures into the three size categories, focusing on drawing the objects in the correct size.

How to Use:

- **Set Up:** Print and laminate the sorting mats and cards. Cut apart the cards for easy sorting.
- **Activity:** Children sort the picture cards (leaves, pumpkins, and apples) onto the correct size mat: large, medium, or small.
- **Recording page:** Have children draw the sorted objects, ensuring they represent each in the appropriate size category.

Educational Benefits:

- **Size comparison:** Teaches children to recognize and differentiate between large, medium, and small objects.
- **Sorting and categorization:** Enhances sorting and organizational skills by grouping similar objects.

Happy Teaching :)

SIZE SORTING

I can

- 1 Place the crates in a row.
- 2 Spread the object cards in front of me.
- 3 Determine the size of each object and sort it to the correct crate.
- 4 Record my work.



Name: _____

SIZE SORTING RECORDING PAGE

Draw some of the things you sorted by size.


large medium small

By Lavinia Pop © 2013

Lavinia Pop © 2013

AUTUMN

Size
Sorting



Name: _____

SIZE SORTING RECORDING PAGE

Draw some of the things you sorted by size.

large medium small

By Lavinia Pop © 2013

Lavinia Pop © 2013