



# fruit & vegetables

## SORTING ACTIVITY

2 sorting mats | 10 pictures to sort | recording page
















Name: \_\_\_\_\_

By Lavinia Pop © 2013



**SORTING RECORDING PAGE**




Highlight a box to show where each food item belongs.

	fruit vegetable		fruit vegetable
	fruit vegetable		fruit vegetable
	fruit vegetable		fruit vegetable
	fruit vegetable		fruit vegetable
	fruit vegetable		fruit vegetable

 vegetables		

Lavinia Pop © 2013



 fruit		

Lavinia Pop © 2013



**Thank you** for downloading this product; I hope you will enjoy using it and that it will be a valuable resource for you! I value your feedback, so please don't hesitate to contact me if you have any concerns whatsoever as I will endeavour to address them. And if you like what I've done, please let me know by leaving feedback at my online store :)

Lavinia

[lavinia@kinder-resources.com](mailto:lavinia@kinder-resources.com)

**ILLUSTRATIONS** Kari Bolt, Little Red, Hidesy's Clipart, Dancing Crayon Designs, Whimsy Clips, PartyHead Graphics, Ramona Majdis, Zip-a-Dee-doo-dah-Designs, Bunny on a Cloud, Krista Wallden - Creative Clips, Creating4 the Classroom, Rainbow Sprinkle Studio - Sasha Mitten, First Class Clipart, Erin Colleen Design

[teacherspayteachers.com/Store/Kari-Bolt](http://teacherspayteachers.com/Store/Kari-Bolt)    [teacherspayteachers.com/Store/Littered](http://teacherspayteachers.com/Store/Littered)    [teacherspayteachers.com/Store/Hidesys-Clipart](http://teacherspayteachers.com/Store/Hidesys-Clipart)  
[dancingcrayon.com](http://dancingcrayon.com)    [teacherspayteachers.com/Store/Whimsy-Clips](http://teacherspayteachers.com/Store/Whimsy-Clips)    [teacherspayteachers.com/Store/Partyhead-Graphics](http://teacherspayteachers.com/Store/Partyhead-Graphics)  
[teacherspayteachers.com/Store/Ramona-Majdis](http://teacherspayteachers.com/Store/Ramona-Majdis)    [teacherspayteachers.com/Store/Zip-a-dee-doo-dah-Designs](http://teacherspayteachers.com/Store/Zip-a-dee-doo-dah-Designs)  
[teacherspayteachers.com/Store/Bunny-On-A-Cloud](http://teacherspayteachers.com/Store/Bunny-On-A-Cloud)    [teacherspayteachers.com/Store/Krista-Wallden-Creative-Clips](http://teacherspayteachers.com/Store/Krista-Wallden-Creative-Clips)  
[teacherspayteachers.com/Store/Creating4-The-Classroom](http://teacherspayteachers.com/Store/Creating4-The-Classroom)    [teacherspayteachers.com/Store/Rainbow-Sprinkle-Studio-Sasha-Mitten](http://teacherspayteachers.com/Store/Rainbow-Sprinkle-Studio-Sasha-Mitten)  
[teacherspayteachers.com/Store/First-Class-Clipart](http://teacherspayteachers.com/Store/First-Class-Clipart)    [teacherspayteachers.com/Store/Erin-Colleen-Design](http://teacherspayteachers.com/Store/Erin-Colleen-Design)

This packet contains Images used under license from Shutterstock.com

**FONTS** [schoolfonts.com.au](http://schoolfonts.com.au)    [teacherspayteachers.com/Store/Kimberly-Geswein-Fonts](http://teacherspayteachers.com/Store/Kimberly-Geswein-Fonts)  
[teacherspayteachers.com/Store/Ramonam-Graphics](http://teacherspayteachers.com/Store/Ramonam-Graphics)

**PRINTING TIP** This resource has been designed for printing on A4-sized paper. If you are printing on a different size, select "shrink to printable area" or "print to fit page" (or a similar option) in order for the contents of this unit to print correctly.

Copyright © 2013 by Lavinia Pop - All rights reserved by author.

Purchase of this item entitles the purchaser the right to reproduce the pages for personal and classroom use. Duplication for other classes, an entire school or commercial purposes is strictly prohibited without written permission from the author. Minor editing is permitted only for personal use, however the document remains under copyright even when edited. Posting this item in whole or in part on the Internet in any form is strictly prohibited and is a violation of the Digital Millennium Copyright Act (DMCA).

Please be fair and don't share! If you are not the original purchaser of this file, please visit my store to purchase a copy. [Kinder-Resources.com](http://Kinder-Resources.com)

let's connect!



[Kinder-Resources.com](http://Kinder-Resources.com)



[facebook.com/inmyworldlavinipop](http://facebook.com/inmyworldlavinipop)



[instagram.com/inmyworld\\_lavinipop](http://instagram.com/inmyworld_lavinipop)



[pinterest.com/lavinipop](http://pinterest.com/lavinipop)

# INTRODUCTION

Introduce your students to healthy food choices with the Fruit and Vegetable Sorting activity! This engaging resource helps young learners practice sorting and categorization skills while learning to differentiate between fruits and vegetables.

## What's Included:

- **2 sorting mats:** One for fruits and one for vegetables.
- **10 picture cards:** A variety of colorful fruit and vegetable images for children to sort.
- **Recording page:** Features all 10 pictures, where children highlight whether each item is a fruit or a vegetable.

## How to Use:

- **Setup:** Print and laminate the sorting mats and picture cards for durability. Cut the cards apart for easy sorting.
- **Activity:** Children sort the picture cards onto the correct fruit or vegetable mat. They can then use the recording page to highlight whether each item is a fruit or a vegetable.

## Educational Benefits:

- **Sorting and categorization:** Enhances children's ability to organize items based on characteristics.
- **Food identification:** Helps students recognize common fruits and vegetables.
- **Hands-on learning:** Promotes interactive, tactile learning experiences.



Perfect for learning centers, individual practice, or group activities, this sorting activity adds a fun, educational component to your classroom!

Happy Teaching! :)

# SORTING

## I can

- 1 Put the sorting mats in front of me.
- 2 Pick up a picture card and say the name of the picture.
- 3 Sort it to the correct mat.
- 4 Record my work.













Name: \_\_\_\_\_

By Lavinia Pop © 2013

### SORTING RECORDING PAGE

Highlight a box to show where each food item belongs.

	fruit vegetable		fruit vegetable
	fruit vegetable		fruit vegetable
	fruit vegetable		fruit vegetable
	fruit vegetable		fruit vegetable
	fruit vegetable		fruit vegetable

Lavinia Pop © 2013

# AUTUMN

## Sorting













Name: \_\_\_\_\_

By Lavinia Pop © 2013

### SORTING RECORDING PAGE

Highlight a box to show where each food item belongs.

	fruit vegetable		fruit vegetable
	fruit vegetable		fruit vegetable
	fruit vegetable		fruit vegetable
	fruit vegetable		fruit vegetable
	fruit vegetable		fruit vegetable

Lavinia Pop © 2013