



firefighting




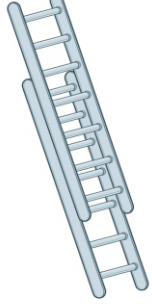
BEGINNING SOUNDS


20 beginning sounds cards | recording page


1 Beginning Sounds

l t d


2 Beginning Sounds

a n e


3 Beginning Sounds

t h d


4 Beginning Sounds

d h l


5 Beginning Sounds

t f l

6 Beginning Sounds

x u e

7 Beginning Sounds

w r a

8 Beginning Sounds

d h l

9 Beginning Sounds

r m a

10 Beginning Sounds

n m a



Thank you for downloading this product; I hope you will enjoy using it and that it will be a valuable resource for you! I value your feedback, so please don't hesitate to contact me if you have any concerns whatsoever as I will endeavour to address them. And if you like what I've done, please let me know by leaving feedback at my online store :)

Lavinia

lavinia@kinder-resources.com

ILLUSTRATIONS Kari Bolt, Little Red, Hidesy's Clipart, Dancing Crayon Designs, Whimsy Clips, PartyHead Graphics, Ramona Majdis, Zip-a-Dee-doo-dah-Designs, Bunny on a Cloud, Krista Wallden - Creative Clips, Creating4 the Classroom, Rainbow Sprinkle Studio - Sasha Mitten, First Class Clipart, Erin Colleen Design

teacherspayteachers.com/Store/Kari-Bolt teacherspayteachers.com/Store/Littered teacherspayteachers.com/Store/Hidesys-Clipart
dancingcrayon.com teacherspayteachers.com/Store/Whimsy-Clips teacherspayteachers.com/StorePartyhead-Graphics
teacherspayteachers.com/Store/Ramona-Majdis teacherspayteachers.com/Store/Zip-a-dee-doo-dah-Designs
teacherspayteachers.com/Store/Bunny-On-A-Cloud teacherspayteachers.com/Store/Krista-Wallden-Creative-Clips
teacherspayteachers.com/Store/Creating4-The-Classroom teacherspayteachers.com/Store/Rainbow-Sprinkle-Studio-Sasha-Mitten
teacherspayteachers.com/Store/First-Class-Clipart teacherspayteachers.com/Store/Erin-Colleen-Design

This packet contains Images used under license from Shutterstock.com

FONTS schoolfonts.com.au teacherspayteachers.com/Store/Kimberly-Geswein-Fonts
teacherspayteachers.com/Store/Ramonam-Graphics

PRINTING TIP This resource has been designed for printing on A4-sized paper. If you are printing on a different size, select "shrink to printable area" or "print to fit page" (or a similar option) in order for the contents of this unit to print correctly.

Copyright © 2021 by Lavinia Pop - All rights reserved by author.

Purchase of this item entitles the purchaser the right to reproduce the pages for personal and classroom use. Duplication for other classes, an entire school or commercial purposes is strictly prohibited without written permission from the author. Minor editing is permitted only for personal use, however the document remains under copyright even when edited. Posting this item in whole or in part on the Internet in any form is strictly prohibited and is a violation of the Digital Millennium Copyright Act (DMCA).

Please be fair and don't share! If you are not the original purchaser of this file, please visit my store to purchase a copy. Kinder-Resources.com

let's connect!



Kinder-Resources.com



facebook.com/KinderResources



instagram.com/laviniapop_kinder_resources



pinterest.com/laviniapop

INTRODUCTION

Enhance phonemic awareness with the **Fire Safety Clip the Beginning Sound** activity! This engaging, hands-on resource encourages children to identify beginning sounds and match them to the correct letters, all within a fun fire safety theme.

What's Included:

- **20 Beginning sound cards:** Each card features a picture related to fire safety and three letter options to choose from.

How to Use:

- **Materials needed:** Clothes pegs or clips.
- **Setup:** Print, laminate, and cut out the beginning sound cards for durability.
- **Activity:** Children examine the picture on each card and determine the beginning sound of the word. They then clip a peg onto the letter that corresponds with the sound they hear.

Educational Benefits:

- **Phonemic awareness:** Strengthens the ability to recognize and isolate beginning sounds in words.
- **Letter-sound correspondence:** Reinforces the relationship between letters and their sounds, which is essential for reading development.
- **Fine motor skills:** Using pegs to clip the correct answer enhances hand-eye coordination and fine motor precision.


This activity is perfect for literacy centers, small group work, or individual phonics practice, adding a fun, interactive element to early reading skills development.

Happy Teaching! :)

CLIP THE SOUND

I can

- 1 Say the name of the picture on the card.
- 2 Listen to the sound at the beginning of the word.
- 3 Clip a peg on the letter that says the sound.
- 4 Record my work.



Name: _____ Lavinia Pop © 2021

CLIP THE SOUND RECORDING PAGE

Select the beginning sound for each card.

| | | | | | | | |
|----|---|---|---|----|----|----|----|
| 1 | l | t | d | 11 | h | t | l |
| 2 | a | n | e | 12 | n | e | c |
| 3 | t | h | d | 13 | b | d | l |
| 4 | d | h | l | 14 | l | h | t |
| 5 | t | f | l | 15 | n | s | m |
| 6 | x | u | e | 16 | b | t | d |
| 7 | w | r | a | 17 | dr | tr | cr |
| 8 | d | h | l | 18 | sc | sn | sm |
| 9 | r | m | a | 19 | gl | pl | fl |
| 10 | n | m | a | 20 | st | fr | cl |

Lavinia Pop © 2021

FIRE SAFETY

Clip the Sound



Name: _____ Lavinia Pop © 2021

CLIP THE SOUND RECORDING PAGE

Select the beginning sound for each card.

| | | | | | | | |
|----|---|---|---|----|----|----|----|
| 1 | l | t | d | 11 | h | t | l |
| 2 | a | n | e | 12 | n | e | c |
| 3 | t | h | d | 13 | b | d | l |
| 4 | d | h | l | 14 | l | h | t |
| 5 | t | f | l | 15 | n | s | m |
| 6 | x | u | e | 16 | b | t | d |
| 7 | w | r | a | 17 | dr | tr | cr |
| 8 | d | h | l | 18 | sc | sn | sm |
| 9 | r | m | a | 19 | gl | pl | fl |
| 10 | n | m | a | 20 | st | fr | cl |

Lavinia Pop © 2021

1 Beginning Sounds


Lavinia Pop © 2021



l t d

2 Beginning Sounds


Lavinia Pop © 2021



a n e

3 Beginning Sounds

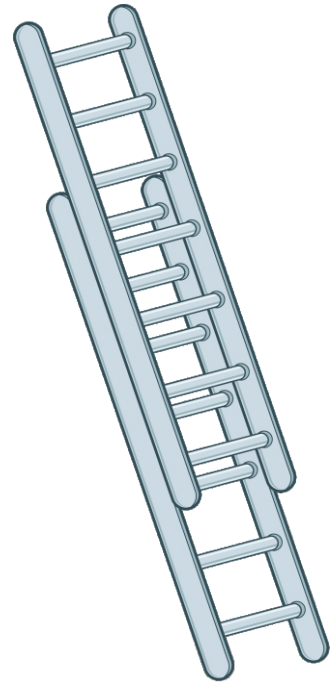
Lavinia Pop © 2021



t h d

4 Beginning Sounds

Lavinia Pop © 2021



d h l