

FIRE SAFETY LITERACY CENTERS

Lavinia Pop © 2021

vowels
consonants

There is a fire!

Lavinia Pop © 2021



1 Beginning Sounds

l t d

Lavinia Pop © 2021

FLIP AND COVER LETTER MATCH

Letter Match

Lavinia Pop © 2021

Write the Room

fire truck

Lavinia Pop © 2021

dog

1 Build a CVC Word

f o l
c a

Lavinia Pop © 2021

frog

hog

1 Syllables

1
2
3

dalmatian

Lavinia Pop © 2021

and
and

dog
hose
match
cone

Lavinia Pop © 2021

smog

log

Thank you for downloading this product; I hope you will enjoy using it and that it will be a valuable resource for you! I value your feedback, so please don't hesitate to contact me if you have any concerns whatsoever as I will endeavour to address them. And if you like what I've done, please let me know by leaving feedback at my online store :)

Lavinia

lavinia@kinder-resources.com

ILLUSTRATIONS Kari Bolt, Little Red, Hidesy's Clipart, Dancing Crayon Designs, Whimsy Clips, PartyHead Graphics, Ramona Majdis, Zip-a-Dee-doo-dah-Designs, Bunny on a Cloud, Krista Wallden - Creative Clips, Creating4 the Classroom, Rainbow Sprinkle Studio - Sasha Mitten, First Class Clipart, Erin Colleen Design

teacherspayteachers.com/Store/Kari-Bolt teacherspayteachers.com/Store/Littered teacherspayteachers.com/Store/Hidesys-Clipart
dancingcrayon.com teacherspayteachers.com/Store/Whimsy-Clips teacherspayteachers.com/StorePartyhead-Graphics
teacherspayteachers.com/Store/Ramona-Majdis teacherspayteachers.com/Store/Zip-a-dee-doo-dah-Designs
teacherspayteachers.com/Store/Bunny-On-A-Cloud teacherspayteachers.com/Store/Krista-Wallden-Creative-Clips
teacherspayteachers.com/Store/Creating4-The-Classroom teacherspayteachers.com/Store/Rainbow-Sprinkle-Studio-Sasha-Mitten
teacherspayteachers.com/Store/First-Class-Clipart teacherspayteachers.com/Store/Erin-Colleen-Design

This packet contains Images used under license from Shutterstock.com

FONTS schoolfonts.com.au teacherspayteachers.com/Store/Kimberly-Geswein-Fonts
teacherspayteachers.com/Store/Ramonam-Graphics

PRINTING TIP This resource has been designed for printing on A4-sized paper. If you are printing on a different size, select "shrink to printable area" or "print to fit page" (or a similar option) in order for the contents of this unit to print correctly.

Copyright © 2014 by Lavinia Pop - All rights reserved by author.

Purchase of this item entitles the purchaser the right to reproduce the pages for personal and classroom use. Duplication for other classes, an entire school or commercial purposes is strictly prohibited without written permission from the author. Minor editing is permitted only for personal use, however the document remains under copyright even when edited. Posting this item in whole or in part on the Internet in any form is strictly prohibited and is a violation of the Digital Millennium Copyright Act (DMCA).

Please be fair and don't share! If you are not the original purchaser of this file, please visit my store to purchase a copy. Kinder-Resources.com

let's connect!



Kinder-Resources.com



facebook.com/KinderResources



instagram.com/laviniapop_kinder_resources



pinterest.com/laviniapop

INTRODUCTION

About this book

This book contains a collection of games and activities intended for use in centers and small groups with children in Kindergarten (Prep).

Each activity includes a center label that can be printed and placed on the front of your storage device. Also included are “I can” center instructions to help children remember what to do. I have included a recording page at the end of each activity in order to have evidence of each child’s work.

To prepare each activity for use, print on cardstock, laminate for durability and re-use and cut along dashed lines to separate the cards.

Contents and directions for use

1. Fire write & wipe alphabet

Materials needed: erasable marker, white board eraser

Children will practice correct letter formation with a dry-erase marker.

*These cards can be kept in a book-like format by punching a hole in the top left corner and securing the cards together with a key ring or a pipe-cleaner.

2. Fire safety Flip & Cover: Letter Match

Materials needed: round counters

Children will randomly pick an upper case letter card and cover the matching lower case letter on the picture mat.

3. Fire hydrant missing letters

Materials needed: erasable marker or number tiles

Children will determine the missing letter in the alphabet sequence.

4. Fire and Water consonant and vowel sort

Children will sort the different letters to the correct fire to show whether they are consonants or vowels.

5. Fire safety clip the beginning sound

Materials needed: clothes pegs

Children will identify the beginning sound for each picture and to clip a peg on the correct letter.

6. Fire safety clip the syllables

Materials needed: clothes pegs

Children will identify the number of syllables in each word and clip a peg on the correct number.

7. Fire safety build a CVC Word

Materials needed: clothes pegs

Children select the correct letters needed to make the CVC word on the card and clip pegs to show their answers.

8. Fire dog (dalmatian) spin and rhyme

Materials needed: spinner or pencil and paper clip to make a spinner

Children will spin the spinner and find a matching rhyming picture.

9. Fire and fire extinguisher sight word match

Children will find matching words on the fire and fire extinguisher cards.

10. Fire safety write the room

Materials needed: clip board

Place the cards randomly around the room or in a sensory bin. Children will select a card and write the word next to the matching picture on their recording page.



11. Fire Safety sentence match

Children will read the sentence and then find the matching picture.

Happy Teaching :)



In My World



ALPHABET TRACING

I can

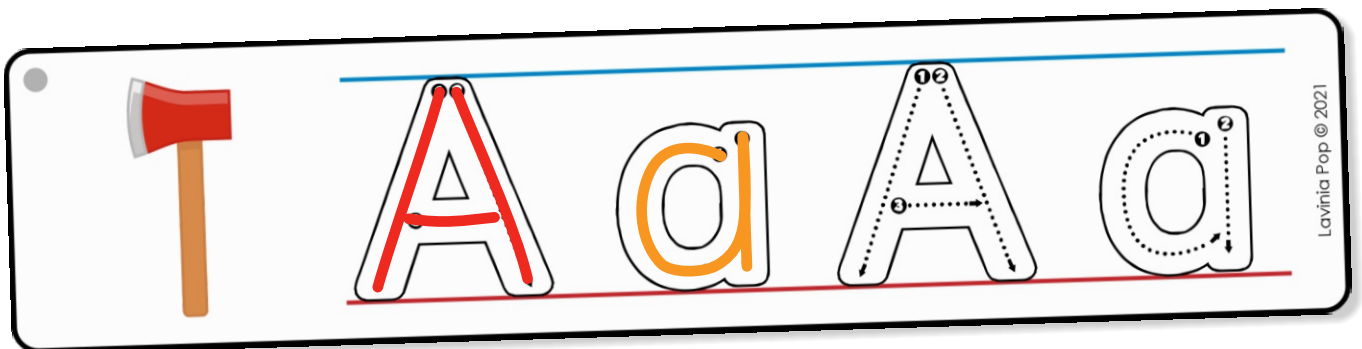
Write the letter on my card,
starting at the dot 1 and
following the arrows.



Lavinia Pop © 2021


FIRE SAFETY

Alphabet Tracing



Lavinia Pop © 2021

In My World



Name: Lavinia

FLIP & COVER LETTER MATCH
RECORDING PAGE

Write the letter matches below.

A		I		R	
B		J		S	
C		K		T	
D	d	L		U	
E		M		V	
F		N		W	
G	g	O		X	
H		P		Y	
		Q		Z	




FLIP AND COVER

LETTER MATCH

I can

- 1 Place the cards face-side down in front of me.
- 2 Pick up a card and say the sound of the letter.
- 3 Cover the matching letter on my mat.
- 4 Record my work.



Name: _____

FLIP & COVER LETTER MATCH
RECORDING PAGE

Write the letter matches below.

A		I		R
B		J		S
C		K		T
D		L		U
				V
				W
				X
				Y
				Z




Lavinia Pop © 2021

FIRE SAFETY

Flip and Cover

LETTER MATCH



Name: _____

FLIP & COVER LETTER MATCH
RECORDING PAGE

Write the letter matches below.

A		I		R
B		J		S
		K		T
		L		U
		M		V
		N		W
		O		X
		P		Y
		Q		Z



Lavinia Pop © 2021


Name:

Lavinia

MISSING LETTERS RECORDING PAGE 1

Write the alphabet sequence from your card below.

1	a	b	c	d	e
2					
3					
4					
5					
6					
7					
8					
9					
10					



In My World






Name: Lavinia

Lavinia Popi © 2021

CONSONANT & VOWEL SORTING

Write your findings in the columns below. RECORDING PAGE

 consonants		 vowels
f p o		a u i A



In My World


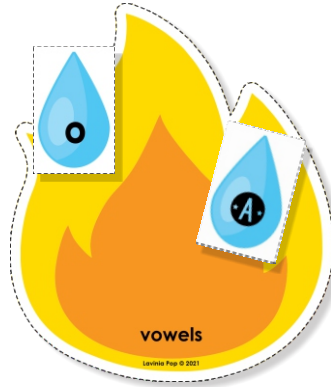
CONSONANT & VOWEL SORT

I can

1 Pick a water card and read the letter on it.

2 Decide if it is a consonant or a vowel and sort it to the correct fire mat.

3 Record my work.



Lavinia Pop © 2021

Name: _____

Lavinia Pop © 2021

CONSONANT & VOWEL SORTING


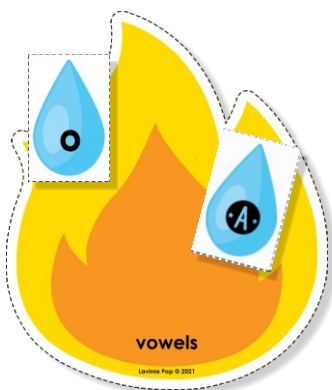
Write your findings in the columns below.

RECORDING PAGE

consonants	vowels

FIRE SAFETY

Consonant & Vowel Sort



Lavinia Pop © 2021

Name: _____

Lavinia Pop © 2021

CONSONANT & VOWEL SORTING

Write your findings in the columns below.

RECORDING PAGE

consonants	vowels



Name: Lavinia

CLIP THE SOUND RECORDING PAGE

Select the beginning sound for each card.

1	l	t	d	11	h	t	l
2	a	n	e	12	n	e	c
3	t	h	d	13	b	d	l
4	d	h	l	14	l	h	t
5	t	f	l	15	n	s	m
6	x	u	e	16	b	t	d
7	w	r	a	17	dr	tr	cr
8	d	h	l	18	sc	sn	sm
9	r	m	a	19	gl	pl	fl
	n	m	a	20	st	fr	cl

5 Beginning Sounds

7 Beginning Sounds

3 Beginning Sounds

d

2 Beginning Sounds

a n e

1 Beginning Sounds

l t d




In My World

CLIP THE SOUND

I can

- 1 Say the name of the picture on the card.
- 2 Listen to the sound at the beginning of the word.
- 3 Clip a peg on the letter that says the sound.
- 4 Record my work.



Name: _____ Lavinia Pop © 2021

CLIP THE SOUND RECORDING PAGE


Select the beginning sound for each card.

1	l	t	d	11	h	t	l
2	a	n	e	12	n	e	c
3	t	h	d	13	b	d	l
4	d	h	l	14	l	h	t
5	t	f	l	15	n	s	m
6	x	u	e	16	b	t	d
7	w	r	a	17	dr	tr	cr
8	d	h	l	18	sc	sn	sm
9	r	m	a	19	gl	pl	fl
10	n	m	a	20	st	fr	cl

Lavinia Pop © 2021

FIRE SAFETY

Clip the Sound



Name: _____ Lavinia Pop © 2021

CLIP THE SOUND RECORDING PAGE

Select the beginning sound for each card.

1	l	t	d	11	h	t	l
2	a	n	e	12	n	e	c
3	t	h	d	13	b	d	l
4	d	h	l	14	l	h	t
5	t	f	l	15	n	s	m
6	x	u	e	16	b	t	d
7	w	r	a	17	dr	tr	cr
8	d	h	l	18	sc	sn	sm
9	r	m	a	19	gl	pl	fl
10	n	m	a	20	st	fr	cl

Lavinia Pop © 2021




Name: Lavinia


CLIP THE SYLLABLES RECORDING PAGE

Select the number of syllables for each card.

1	1	2	3	11	1	2	3
2	1	2	3	12	1	2	3
3	1	2	3	13	1	2	3
4	1	2	3	14	1	2	3
5	1	2	3	15	1	2	3
6	1	2	3	16	1	2	3
7	1	2	3	17	1	2	3
8	1	2	3	18	1	2	3
9	1	2	3	19	1	2	3
	1	2	3	20	1	2	3

5 Syllables  1
2
3

7 Syllables  1
2
3

3 Syllables  1
2
3
truck

1 Syllables  1
2
3
dalmatian




In My World


CLIP THE SYLLABLES

I can

- 1 Say the name of the picture on my card.
- 2 Clap and count the syllables.
- 3 Clip a peg on a number to show how many syllables.
- 4 Record my work.




Lavinia Pop © 2021




FIRE SAFETY

Clip the Syllables



Lavinia Pop © 2021





In My World



Name:

Lavinia

BUILD A CVC WORD RECORDING PAGE 1

Write the CVC words for each card below.

- 1 fox 9
- 2 _____ 10
- 3 _____ 11
- 4 _____ 12
- 5 _____ 13
- 6 _____ 14
- 7 _____ 15
- 8 _____ 16

3 Build a CVC Word

7 Build a CVC Word t a n

6 Build a CVC Word

2 Build a CVC Word d e d f o g



1 Build a CVC Word

f o l

c a x

BUILD A CVC WORD

I can

- 1 Say the name of the picture on the card.
- 2 Say the beginning sound slowly and mark it.
- 3 Say the middle sound slowly and mark it.
- 4 Say the ending sound slowly and mark it.
- 5 Record my work.

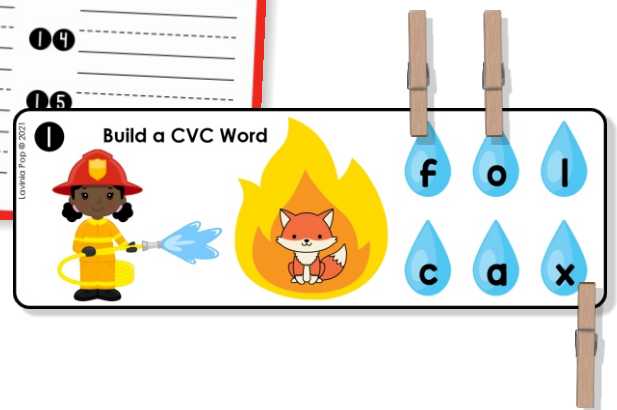
Name: _____

Lavinia Pop © 2021

BUILD A CVC WORD RECORDING PAGE 1

Write the CVC words for each card below.

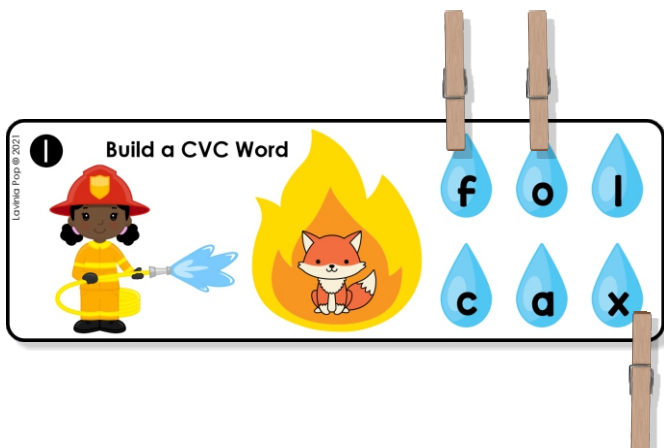
1	_____	9	_____
2	_____	10	_____
3	_____	11	_____
4	_____	12	_____
5	_____	13	_____
6	_____	14	_____
7	_____	15	_____
8	_____		



Lavinia Pop © 2021

FIRE SAFETY

Build a CVC Word



Name: _____

Lavinia Pop © 2021

BUILD A CVC WORD RECORDING PAGE 1

Write the CVC words for each card below.

1	_____	9	_____
2	_____	10	_____
3	_____	11	_____
4	_____	12	_____
5	_____	13	_____
6	_____	14	_____
7	_____	15	_____
8	_____	16	_____

Lavinia Pop © 2021



Name: Lavinia

SPIN AND RHYME RECORDING PAGE

Write rhyming words for the pictures below.

 dog	 hose	 cone	 match
frog	bone	stone	catch
hog	nose		



In My World

SPIN AND RHYME

I can

- 1 Put the red cards in a row in front of me.
- 2 Make a spinner with a pencil and paper clip and put it in the middle of the spinning card.
- 3 Spin the spinner and read the word where it stops.
- 4 Find a word that rhymes with it and place it under the matching red card.
- 5 Record my work.


Name: _____

Lavinia Pop © 2021

SPIN AND RHYME RECORDING PAGE

Write rhyming words for the pictures below.

 dog	 hose	 cone	 match



Lavinia Pop © 2021

FIRE SAFETY

Spin & Rhyme

Name: _____

Lavinia Pop © 2021

SPIN AND RHYME RECORDING PAGE

Write rhyming words for the pictures below.

 dog	 hose	 cone	 match



Lavinia Pop © 2021



Name:

Lavinia Pop © 2021

Lavinia

SIGHT WORD MATCH RECORDING PAGE

Write the word you matched on the lines below.



away



it



come



In My World

SIGHT WORD MATCH

I can

- 1 Pick a fire card and read the word on it.
- 2 Find that matching word on the fire extinguisher.
- 3 Record my work.



















Lavinia Pop © 2021

Name: _____

Lavinia Pop © 2021

SIGHT WORD MATCH RECORDING PAGE

Write the word you matched on the lines below.

	_____		_____
	_____		_____
	_____		_____
	_____		_____
	_____		_____
	_____		_____
	_____		_____
	_____		_____

FIRE SAFETY

Sight Word Match



















Lavinia Pop © 2021

Name: _____

Lavinia Pop © 2021

SIGHT WORD MATCH RECORDING PAGE

Write the word you matched on the lines below.

	_____		_____
	_____		_____
	_____		_____
	_____		_____
	_____		_____
	_____		_____
	_____		_____
	_____		_____





In My World





Name: Lavinia


WRITE THE ROOM RECORDING PAGE 1
Write the word for each of the pictures.


 fire





 axe





 dalmatian





WRITE THE ROOM

I can

1 Read the word on the card.

2 Find the matching picture on my recording page and write the word next to it.











Lavinia Pop © 2021

Name: _____

WRITE THE ROOM RECORDING PAGE 1

Write the word for each of the pictures.

- 
- 
- 
- 
- 
- 
- 
- 

FIRE SAFETY








Write
the
Room



Name: _____

WRITE THE ROOM RECORDING PAGE 1

Write the word for each of the pictures.

- 
- 
- 
- 
- 
- 
- 
- 

Lavinia Pop © 2021



In My World.

Name:

Lavinia

SENTENCE MATCH RECORDING PAGE

Write the matching sentence next to each picture.



She has a helmet.



She has a helmet.



SENTENCE MATCH







I can

- 1 Read the sentence on my card.
- 2 Find the picture card that matches.
- 3 Record my work.

Name: _____ Lavinia Pop © 2021

SENTENCE MATCH RECORDING PAGE

Write the matching sentence next to each picture.

	_____
	_____
	_____
	_____
	_____
	_____

There is a fire!



Lavinia Pop © 2021

FIRE SAFETY

Sentence Match







There is a fire!



Name: _____ Lavinia Pop © 2021

SENTENCE MATCH RECORDING PAGE

Write the matching sentence next to each picture.

	_____
	_____
	_____
	_____
	_____
	_____

Lavinia Pop © 2021