


firefighter counting

CLIP ACTIVITY


20 cards | recording page

A Counting




1 2 3

B Counting




1 2 3

C Counting




1 2 3

D Counting




1 2 3

H Counting




3 4 5

E Counting




3 4 5

F Counting




3 4 5

G Counting




3 4 5

I Counting



5 6 7

J Counting



5 6 7



Name: Lavinia

COUNT AND CLIP RECORDING PAGE

Select the number of objects.

A	1	2	3
B	1	2	3
C	1	2	3
D	1	2	3
E	3	4	5
F	3	4	5
G	3	4	5
H	3	4	5
I	5	6	7
J	5	6	7
K	5	6	7
L	5	6	7
M	7	8	9
N	7	8	9
O	7	8	9
P	7	8	9
Q	8	9	10
R	8	9	10
S	8	9	10
T	8	9	10



Thank you for downloading this product; I hope you will enjoy using it and that it will be a valuable resource for you! I value your feedback, so please don't hesitate to contact me if you have any concerns whatsoever as I will endeavour to address them. And if you like what I've done, please let me know by leaving feedback at my online store :)

Lavinia

lavinia@kinder-resources.com

ILLUSTRATIONS Kari Bolt, Little Red, Hidesy's Clipart, Dancing Crayon Designs, Whimsy Clips, PartyHead Graphics, Ramona Majdis, Zip-a-Dee-doo-dah-Designs, Bunny on a Cloud, Krista Wallden - Creative Clips, Creating4 the Classroom, Rainbow Sprinkle Studio - Sasha Mitten, First Class Clipart, Erin Colleen Design

[teacherspayteachers.com/Store/Kari-Bolt](https://www.teacherspayteachers.com/Store/Kari-Bolt) [teacherspayteachers.com/Store/Littered](https://www.teacherspayteachers.com/Store/Littered) [teacherspayteachers.com/Store/Hidesys-Clipart](https://www.teacherspayteachers.com/Store/Hidesys-Clipart)
[dancingcrayon.com](https://www.dancingcrayon.com) [teacherspayteachers.com/Store/Whimsy-Clips](https://www.teacherspayteachers.com/Store/Whimsy-Clips) [teacherspayteachers.com/StorePartyhead-Graphics](https://www.teacherspayteachers.com/Store/Partyhead-Graphics)
[teacherspayteachers.com/Store/Ramona-Majdis](https://www.teacherspayteachers.com/Store/Ramona-Majdis) [teacherspayteachers.com/Store/Zip-a-dee-doo-dah-Designs](https://www.teacherspayteachers.com/Store/Zip-a-dee-doo-dah-Designs)
[teacherspayteachers.com/Store/Bunny-On-A-Cloud](https://www.teacherspayteachers.com/Store/Bunny-On-A-Cloud) [teacherspayteachers.com/Store/Krista-Wallden-Creative-Clips](https://www.teacherspayteachers.com/Store/Krista-Wallden-Creative-Clips)
[teacherspayteachers.com/Store/Creating4-The-Classroom](https://www.teacherspayteachers.com/Store/Creating4-The-Classroom) [teacherspayteachers.com/Store/Rainbow-Sprinkle-Studio-Sasha-Mitten](https://www.teacherspayteachers.com/Store/Rainbow-Sprinkle-Studio-Sasha-Mitten)
[teacherspayteachers.com/Store/First-Class-Clipart](https://www.teacherspayteachers.com/Store/First-Class-Clipart) [teacherspayteachers.com/Store/Erin-Colleen-Design](https://www.teacherspayteachers.com/Store/Erin-Colleen-Design)

This packet contains Images used under license from Shutterstock.com

FONTS [schoolfonts.com.au](https://www.schoolfonts.com.au) [teacherspayteachers.com/Store/Kimberly-Geswein-Fonts](https://www.teacherspayteachers.com/Store/Kimberly-Geswein-Fonts)
[teacherspayteachers.com/Store/Ramonam-Graphics](https://www.teacherspayteachers.com/Store/Ramonam-Graphics)

PRINTING TIP This resource has been designed for printing on A4-sized paper. If you are printing on a different size, select "shrink to printable area" or "print to fit page" (or a similar option) in order for the contents of this unit to print correctly.

Copyright © 2021 by Lavinia Pop - All rights reserved by author.

Purchase of this item entitles the purchaser the right to reproduce the pages for personal and classroom use. Duplication for other classes, an entire school or commercial purposes is strictly prohibited without written permission from the author. Minor editing is permitted only for personal use, however the document remains under copyright even when edited. Posting this item in whole or in part on the Internet in any form is strictly prohibited and is a violation of the Digital Millennium Copyright Act (DMCA).

Please be fair and don't share! If you are not the original purchaser of this file, please visit my store to purchase a copy. [Kinder-Resources.com](https://www.Kinder-Resources.com)

let's connect!



[Kinder-Resources.com](https://www.Kinder-Resources.com)



facebook.com/KinderResources



instagram.com/laviniapop_kinder_resources



pinterest.com/laviniapop

INTRODUCTION

Enhance counting skills with the **Firefighter Count and Clip Cards** (1-10)! This engaging, hands-on activity encourages children to count objects, clip a peg onto the correct number, and color the corresponding number on a recording page - all within a fun firefighter theme.

What's Included:

- **20 count and clip cards:** Each card features firefighter related objects with three number options to choose from (1-10).
- **Recording page:** Children color in the number that shows how many objects were on each card.

How to Use:

- **Materials needed:** Clothes pegs or clip.
- **Setup:** Print, laminate, and cut out the count and clip cards for durability. Print the recording page.
- **Activity:** Children count the objects on each card, clip a peg onto the correct number, and color in the corresponding number on the recording page.

Educational Benefits:

- **Counting and number recognition:** Strengthens the ability to count objects and recognize numbers 1-10.
- **Problem-solving skills:** Encourages decision-making as children choose the correct number from three options.
- **Fine motor skills:** Clipping pegs and coloring the recording page enhance hand-eye coordination and fine motor precision.

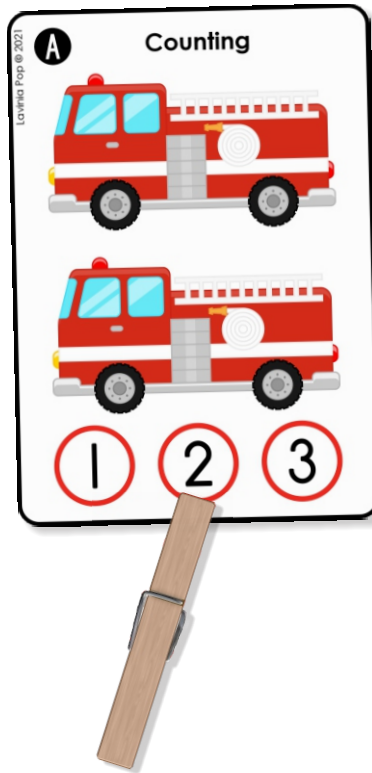
This activity is perfect for math centers, small group work, or independent counting practice, adding a fun and interactive element to early math skills development.

Happy Teaching! :)

COUNT AND CLIP

I can

- 1 Count the number of objects on the card.
- 2 Clip a peg to show my answer.
- 3 Record my work.



Name: _____

COUNT AND CLIP RECORDING PAGE


Select the number of objects.

A	1	2	3	K	5	6	7
B	1	2	3	L	5	6	7
C	1	2	3	M	7	8	9
D	1	2	3	N	7	8	9
E	3	4	5	O	7	8	9
F	3	4	5	P	7	8	9
G	3	4	5	Q	8	9	10
H	3	4	5	R	8	9	10
I	5	6	7	S	8	9	10
J	5	6	7	T	8	9	10

Lavinia Pop © 2021

FIRE SAFETY

Count and Clip



Name: _____

COUNT AND CLIP RECORDING PAGE


Select the number of objects.

A	1	2	3	K	5	6	7
B	1	2	3	L	5	6	7
C	1	2	3	M	7	8	9
D	1	2	3	N	7	8	9
E	3	4	5	O	7	8	9
F	3	4	5	P	7	8	9
G	3	4	5	Q	8	9	10
H	3	4	5	R	8	9	10
I	5	6	7	S	8	9	10
J	5	6	7	T	8	9	10

Lavinia Pop © 2021

A

Counting



1

2

3

B

Counting



1

2

3

C

Counting



1

2

3

D

Counting



1

2

3