

FIRE SAFETY

MATH CENTERS

Counting and number recognition activity. A ten-frame shows two fire icons in the first two boxes. To the right, the number 2 is shown in four different colors (green, blue, purple, and black) for tracing and identification.

A Which is More?

Comparison activity for the number 2.

A Missing Numbers

Number recognition and counting activity using fire hydrants.

A Counting

Counting activity using fire trucks.

A Addition

FIRE DEPARTMENT

Addition activity using a fire department scene.

Counting activity for a fire dog and a fire hydrant.

Temperature and weather recognition activity.

Tally and counting activity for various fire safety items.

FLIP AND COVER PLACE VALUE

Place value game using a fire scene illustration.

A Place Value

Place value activity for the number 2.

A What is Taller?

Comparison activity for height using a fire hydrant and a fire alarm bell.

BUILD A PATTERN

Pattern recognition and building activity.



Thank you for downloading this product; I hope you will enjoy using it and that it will be a valuable resource for you! I value your feedback, so please don't hesitate to contact me if you have any concerns whatsoever as I will endeavour to address them. And if you like what I've done, please let me know by leaving feedback at my online store :)

Lavinia

lavinia@kinder-resources.com

ILLUSTRATIONS Kari Bolt, Erin Colleen Design, Little Red, Whimsy Clips, PartyHead Graphics, Ramona Majdis, Zip-a-Dee-doo-dah-Designs, Bunny on a Cloud, Krista Wallden - Creative Clips, Creating4 the Classroom, Rainbow Sprinkle Studio - Sasha Mitten, First Class Clipart, ClipArtisan, Muggy Studio

[teacherspayteachers.com/Store/Kari-Bolt](https://www.teacherspayteachers.com/Store/Kari-Bolt) [teacherspayteachers.com/Store/Erin-Colleen-Design](https://www.teacherspayteachers.com/Store/Erin-Colleen-Design)
[teacherspayteachers.com/Store/Littlered](https://www.teacherspayteachers.com/Store/Littlered) [teacherspayteachers.com/Store/Whimsy-Clips](https://www.teacherspayteachers.com/Store/Whimsy-Clips) [teacherspayteachers.com/Store/Partyhead-Graphics](https://www.teacherspayteachers.com/Store/Partyhead-Graphics)
[teacherspayteachers.com/Store/Ramona-Majdis](https://www.teacherspayteachers.com/Store/Ramona-Majdis) [teacherspayteachers.com/Store/Zip-a-dee-doo-dah-Designs](https://www.teacherspayteachers.com/Store/Zip-a-dee-doo-dah-Designs)
[teacherspayteachers.com/Store/Bunny-On-A-Cloud](https://www.teacherspayteachers.com/Store/Bunny-On-A-Cloud) [teacherspayteachers.com/Store/Krista-Wallden-Creative-Clips](https://www.teacherspayteachers.com/Store/Krista-Wallden-Creative-Clips)
[teacherspayteachers.com/Store/Creating4-The-Classroom](https://www.teacherspayteachers.com/Store/Creating4-The-Classroom) [teacherspayteachers.com/Store/Rainbow-Sprinkle-Studio-Sasha-Mitten](https://www.teacherspayteachers.com/Store/Rainbow-Sprinkle-Studio-Sasha-Mitten)
[teacherspayteachers.com/Store/First-Class-Clipart](https://www.teacherspayteachers.com/Store/First-Class-Clipart) [etsy.com/au/shop/ClipArtisan](https://www.etsy.com/au/shop/ClipArtisan) [teacherspayteachers.com/Store/Muggy-Studio](https://www.teacherspayteachers.com/Store/Muggy-Studio)

This packet contains Images used under license from Shutterstock.com

FONTS [schoolfonts.com.au](https://www.schoolfonts.com.au) [teacherspayteachers.com/Store/Kimberly-Geswein-Fonts](https://www.teacherspayteachers.com/Store/Kimberly-Geswein-Fonts)
[teacherspayteachers.com/Store/Ramonam-Graphics](https://www.teacherspayteachers.com/Store/Ramonam-Graphics)

PRINTING TIP This resource has been designed for printing on A4-sized paper. If you are printing on a different size, select "shrink to printable area" or "print to fit page" (or a similar option) in order for the contents of this unit to print correctly.

Copyright ©2021 by Lavinia Pop - All rights reserved by author.

Purchase of this item entitles the purchaser the right to reproduce the pages for personal and classroom use. Duplication for other classes, an entire school or commercial purposes is strictly prohibited without written permission from the author. Minor editing is permitted only for personal use, however the document remains under copyright even when edited. Posting this item in whole or in part on the Internet in any form is strictly prohibited and is a violation of the Digital Millennium Copyright Act (DMCA).

Please be fair and don't share! If you are not the original purchaser of this file, please visit my store to purchase a copy. [Kinder-Resources.com](https://www.Kinder-Resources.com)

let's connect!



[Kinder-Resources.com](https://www.Kinder-Resources.com)



facebook.com/KinderResources



instagram.com/laviniapop_kinder_resources



pinterest.com/laviniapop

INTRODUCTION

About this book

This book contains a collection of games and activities intended for use in centers and small groups with children in Kindergarten (Prep).

Each activity includes a center label that can be printed and placed on the front of your storage device. Also included are “I can” center instructions to help children remember what to do. I have included a recording page at the end of each activity in order to have evidence of each child’s work.

To prepare each activity for use, print on cardstock, laminate for durability and re-use and cut along dashed lines to separate the cards.

Contents and directions for use

1. Fire write & wipe numbers (1-20)

Materials needed: erasable marker, white board eraser

Children will practice correct number formation with a dry-erase marker.

*These cards can be kept in a book-like format by punching a hole in the top left corner and securing the cards together with a key ring or a pipe-cleaner.

2. Fire safety count and clip cards (1-10)

Materials needed: clothes pegs

Children will count the objects on the cards and to clip a peg on the correct number.

3. Fire Hydrant missing numbers (1-20)

Materials needed: erasable marker or number tiles

Children will determine the missing number in the sequence.

4. Which is More? fire truck numbers (1-10)

Children will identify which number of two is more.

5. Fire safety count, tally and graph write & wipe

Materials needed: erasable marker or counters

Children will count and represent their findings on the graph by colouring the appropriate number of squares with an erasable marker. They are also asked to represent their answers by drawing tally marks.

6. Fire safety ten frame puzzles (1-10)

Children will arrange the puzzle pieces in order to reveal the picture.

7. Fire safety Flip & Cover: Place Value

Materials needed: round counters

Children will randomly pick a place value card and cover the value (number) on the picture mat.

8. Fire Department Addition (to 5 and 10)

Children will work out the addition equation and place the correct fire truck in the garage.

Please note: The first set of cards cover addition facts to 5. The second set of cards (cards with an asterisk *) cover addition facts to 10.

9. Build a Fire Safety pattern (AB/ABB/AAB/ABC)

Children will build a pattern following the example from one of the cards. They will then decide which picture is needed to continue the pattern.

10. Fire safety What is Taller? cards

Materials needed: clothes pegs

Children will determine which object of two is taller.

11. Hot and Cold sorting

Children will sort the picture cards to the correct category mat.

Happy Teaching :)

Numbers with correct formation

Numbers

1 2 3 4 5 6

6 6 6 6

4 4 4 4




In My World



NUMBER TRACING

I can


Write the number on my card, starting at the dot 1 and following the arrows.



Lavinia Pop © 2021

FIRE SAFETY

Number Tracing



Lavinia Pop © 2021



Name: _____

Lavinia

COUNT AND CLIP RECORDING PAGE

Select the number of objects.

- A 1 2 3
- B 1 2 3
- C 1 2 3
- D 1 2 3
- E 3 4 5
- F 3 4 5
- G 3 4 5
- H 3 4 5
- I 5 6 7
- J 5 6 7

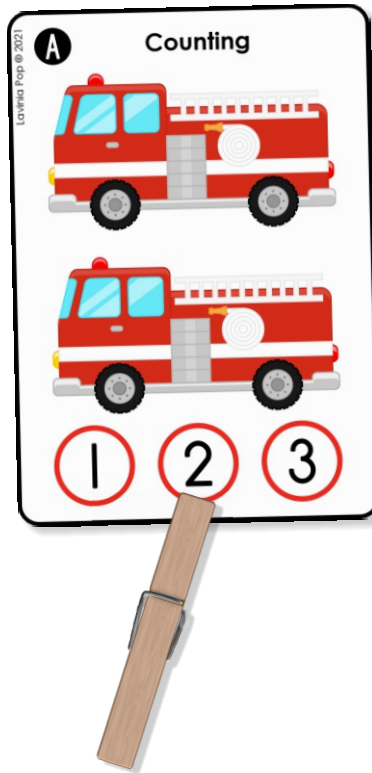
- K 5 6 7
- L 5 6 7
- M 7 8 9
- N 7 8 9
- O 7 8 9
- P 7 8 9
- Q 8 9 10
- R 8 9 10
- S 8 9 10
- T 8 9 10



COUNT AND CLIP

I can

- 1 Count the number of objects on the card.
- 2 Clip a peg to show my answer.
- 3 Record my work.



Name: _____

COUNT AND CLIP RECORDING PAGE


Select the number of objects.

A	1	2	3	K	5	6	7
B	1	2	3	L	5	6	7
C	1	2	3	M	7	8	9
D	1	2	3	N	7	8	9
E	3	4	5	O	7	8	9
F	3	4	5	P	7	8	9
G	3	4	5	Q	8	9	10
H	3	4	5	R	8	9	10
I	5	6	7	S	8	9	10
J	5	6	7	T	8	9	10

Lavinia Pop © 2021

FIRE SAFETY

Count and Clip



Name: _____

COUNT AND CLIP RECORDING PAGE

Select the number of objects.

A	1	2	3	K	5	6	7
B	1	2	3	L	5	6	7
C	1	2	3	M	7	8	9
D	1	2	3	N	7	8	9
E	3	4	5	O	7	8	9
F	3	4	5	P	7	8	9
G	3	4	5	Q	8	9	10
H	3	4	5	R	8	9	10
I	5	6	7	S	8	9	10
J	5	6	7	T	8	9	10

Lavinia Pop © 2021



Name: Lavinia Lavinia Pop © 2021

MISSING NUMBERS RECORDING PAGE

Write the number sequence from your card below.

K	11	12	13	14	15
L					
M					
N					
O					
P					
Q					



In My World



MISSING NUMBER

I can

- 1 Read the numbers on the card.
- 2 Determine the missing number and write it.
- 3 Record my work.



Name: _____

Lavinia Pop © 2021

MISSING NUMBERS RECORDING PAGE 1

Write the number sequence from your card below.

A				
B				
C				
D				
E				
F				
G				

A line drawing of a firefighter wearing a helmet with 'FIREFIGHTER' written on it, holding a clipboard.

Lavinia Pop © 2021

A Missing Numbers

Five red fire hydrants in a row. The first has the number '1', the second has '2', the third is blank, the fourth has '4', and the fifth has '5'.

Lavinia Pop © 2021

Lavinia Pop © 2021

FIRE SAFETY

Missing
Number



Name: _____

Lavinia Pop © 2021

MISSING NUMBERS RECORDING PAGE 1

Write the number sequence from your card below.

A				
B				
C				
D				
E				
F				
G				
H				
I				
J				

A line drawing of a firefighter wearing a helmet with 'FIREFIGHTER' written on it, holding a clipboard.

Lavinia Pop © 2021

A Missing Numbers

Five red fire hydrants in a row. The first has the number '1', the second has '2', the third is blank, the fourth has '4', and the fifth has '5'.

Lavinia Pop © 2021

Lavinia Pop © 2021



Name:


Lavinia Pop © 2021

Lavinia

WHICH IS MORE? RECORDING PAGE

Select the number that is more.


- | | | | | | |
|---|---|----|---|----|---|
| A | 1 | 2 | J | 10 | 5 |
| B | 5 | 4 | K | 1 | 6 |
| C | 3 | 7 | L | 2 | 7 |
| D | 6 | 3 | M | 10 | 3 |
| E | 5 | 9 | N | 6 | 8 |
| F | 2 | 10 | O | 5 | 1 |
| G | 2 | 4 | P | 7 | 9 |
| H | 2 | 8 | Q | 8 | 7 |
| I | 9 | 4 | R | 4 | 9 |



WHICH IS MORE?

I can

- 1 Read the two numbers on my card.
- 2 Determine which is more and clip a peg to show my answer.
- 3 Record my work.



Lavinia Pop © 2021

Name: _____

Lavinia Pop © 2021


WHICH IS MORE? RECORDING PAGE

Select the number that is more.

A	1	2	J	10	5
B	5	4	K	1	6
C	3	7	L	2	7
D	6	3	M	10	3
E	5	9	N	6	8
F	2	10	O	5	1
G	2	4	P	7	9
H	2	8	Q	8	7
I	9	4	R	4	9

FIRE SAFETY

Which is More?



Lavinia Pop © 2021

Name: _____

Lavinia Pop © 2021

WHICH IS MORE? RECORDING PAGE

Select the number that is more.

A	1	2	J	10	5
B	5	4	K	1	6
C	3	7	L	2	7
D	6	3	M	10	3
E	5	9	N	6	8
F	2	10	O	5	1
G	2	4	P	7	9
H	2	8	Q	8	7
I	9	4	R	4	9

COUNT, TALLY & GRAPH

I can

- 1 Count the objects that are the same.
- 2 Draw tally marks to show how many objects I counted.
- 3 Fill in the squares on the graph to show how many objects I counted.
- 4 Record my work.

The activity card contains a collection of 15 fire safety icons: 4 fire extinguishers, 4 fire hammers, 4 fire cones, 2 fire hydrants, and 1 fire alarm. Below the icons is a tally chart with columns for each icon type. The 'fire alarm' column has two vertical bars. Below the tally chart is a 5x5 grid graph with columns labeled 1 to 5 and rows labeled A to E. The 'A' row has two blue circles in the 1 and 2 columns.

Name: _____ Lavinia Pop © 2021

COUNT, TALLY & GRAPH
RECORDING PAGE

Record your answers next to each picture.

CARD A

	number	tally

Lavinia Pop © 2021

FIRE SAFETY

Count, Tally and Graph

The activity card contains a collection of 15 fire safety icons: 4 fire extinguishers, 4 fire hammers, 4 fire cones, 2 fire hydrants, and 1 fire alarm. Below the icons is a tally chart with columns for each icon type. The 'fire alarm' column has two vertical bars. Below the tally chart is a 5x5 grid graph with columns labeled 1 to 5 and rows labeled A to E. The 'A' row has two blue circles in the 1 and 2 columns.

Name: _____ Lavinia Pop © 2021


COUNT, TALLY & GRAPH
RECORDING PAGE

Record your answers next to each picture.

CARD A

	number	tally

Lavinia Pop © 2021



Name:

Lavinia

Lavinia Pop © 2021

TEN FRAME PUZZLES RECORDING PAGE

Write the number sequence for each picture.

• 1	•• 2	••• 3	•••• 4	••••• 5



In My World

TEN FRAME PUZZLES

I can






- 1 Spread the puzzle pieces of one color in front of me.
- 2 Find the puzzle piece with the smallest amount on the ten frame and place it at the front of the sequence.
- 3 Put in order the remaining puzzle pieces.
- 4 Record my work.


Name: _____

Lavinia Pop © 2021

TEN FRAME PUZZLES RECORDING PAGE

Write the number sequence for each picture.


				
				
				
				
				



Lavinia Pop © 2021

FIRE SAFETY

Ten Frame Puzzles








Name: _____

Lavinia Pop © 2021

TEN FRAME PUZZLES RECORDING PAGE

Write the number sequence for each picture.

Lavinia Pop © 2021



Name: Lavinia

FLIP & COVER PLACE VALUE

RECORDING PAGE

Write how many tens and ones for each card.

A	TENS	ONES
B	TENS	ONES
C	TENS	ONES
D	TENS	ONES
E	TENS	ONES
F	TENS	ONES
G	TENS	ONES
H	TENS	ONES
I	TENS	ONES
J	TENS	ONES
K	TENS	ONES
L	TENS	ONES
M	1	9
N	TENS	ONES
O	TENS	ONES
P	TENS	ONES
Q	TENS	ONES
R	TENS	ONES
S	TENS	ONES
T	TENS	ONES



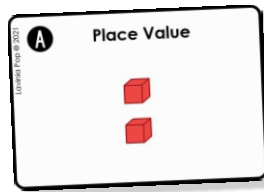
In My World

FLIP AND COVER

PLACE VALUE

I can

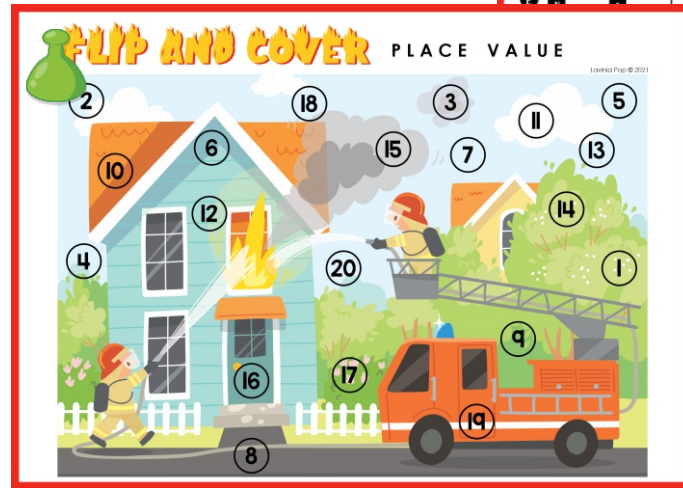
- 1 Place the cards face-side down in front of me.
- 2 Pick up a card and identify how many.
- 3 Cover the matching number on my mat.
- 4 Record my work.



Name: _____

FLIP & COVER PLACE VALUE
Write how many tens and ones for each card.
RECORDING PAGE

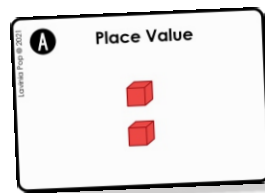
A	TENS	ONES
B	TENS	ONES
C	TENS	ONES
D	TENS	ONES
E	TENS	ONES
F	TENS	ONES
G	TENS	ONES
H	TENS	ONES
I	TENS	ONES
J	TENS	ONES
K	TENS	ONES
L	TENS	ONES
M	TENS	ONES
N	TENS	ONES
O	TENS	ONES
P	TENS	ONES
Q	TENS	ONES
R	TENS	ONES
S	TENS	ONES
T	TENS	ONES



Lavinia Pop © 2021

FIRE SAFETY

Flip and Cover



Name: _____

FLIP & COVER PLACE VALUE
Write how many tens and ones for each card.
RECORDING PAGE

A	TENS	ONES
B	TENS	ONES
C	TENS	ONES
D	TENS	ONES
E	TENS	ONES
F	TENS	ONES
G	TENS	ONES
H	TENS	ONES
I	TENS	ONES
J	TENS	ONES
K	TENS	ONES
L	TENS	ONES
M	TENS	ONES
N	TENS	ONES
O	TENS	ONES
P	TENS	ONES
Q	TENS	ONES
R	TENS	ONES
S	TENS	ONES
T	TENS	ONES



Lavinia Pop © 2021

Name:

Lavinia Pop © 2021

Lavinia

ADDITION RECORDING PAGE 1

Write the addition equation from your card.

A	$\square + \square = \square$	I	$\square + \square = \square$
B	$\square + \square = \square$	J	$2 + 3 = 5$
C	$\square + \square = \square$	K	$\square + \square = \square$
D	$\square + \square = \square$	L	$\square + \square = \square$
E	$\square + \square = \square$	M	$\square + \square = \square$
F	$\square + \square = \square$	N	$\square + \square = \square$
G	$\square + \square = \square$	O	$\square + \square = \square$
H	$\square + \square = \square$	P	$\square + \square = \square$



ADDITION

I can

- 1 Read the equation on my card.
- 2 Work out the answer and place the fire truck with the correct number in the empty space.
- 3 Record my work.




Lavinia Pop © 2021



FIRE SAFETY

Addition



Lavinia Pop © 2021



In My World

Name:

Lavinia Page © 2021

Lavinia

BUILD A PATTERN RECORDING PAGE

Select the picture needed to complete each pattern.

A			H			O		
B			I			P		
C			J			Q		
D			K			R		
E			L			S		
F			M			T		
G			N					



BUILD A PATTERN

I can

1 Build the pattern shown on the card.

2 Select the picture needed to continue the sequence.

3 Record my work.



Name: _____ Lavinia Pop © 2021

BUILD A PATTERN RECORDING PAGE

Select the picture needed to complete each pattern.

A		H		O	
B		I		P	
C		J		Q	
D		K		R	
		L		S	
		M		T	
		N			

FIRE SAFETY

Build a Pattern



Name: _____ Lavinia Pop © 2021

BUILD A PATTERN RECORDING PAGE

Select the picture needed to complete each pattern.


















A		H		O	
B		I		P	
C		J		Q	
D		K		R	
E		L		S	
		M		T	



Name: Lavinia Lavinia Pop © 2021

WHAT IS TALLER? RECORDING PAGE

Select the picture that is taller.


 A		 G	
 B		 H	
 C		 I	
 D		 J	
 E		 K	
 F		 L	



WHAT IS TALLER?

I can


- 1 Look at the two objects on my card.
- 2 Determine the taller object and clip a peg under it.
- 3 Record my work.



Lavinia Pop © 2021

FIRE SAFETY

What is Taller?



Lavinia Pop © 2021













Name: _____


Lavinia

SORTING HOT & COLD RECORDING PAGE

Highlight the correct box for each object.

	<table border="1"><tr><td>hot</td></tr><tr><td>cold</td></tr></table>	hot	cold		<table border="1"><tr><td>hot</td></tr><tr><td>cold</td></tr></table>	hot	cold
hot							
cold							
hot							
cold							
	<table border="1"><tr><td>hot</td></tr><tr><td>cold</td></tr></table>	hot	cold		<table border="1"><tr><td>hot</td></tr><tr><td>cold</td></tr></table>	hot	cold
hot							
cold							
hot							
cold							
	<table border="1"><tr><td>hot</td></tr><tr><td>cold</td></tr></table>	hot	cold		<table border="1"><tr><td>hot</td></tr><tr><td>cold</td></tr></table>	hot	cold
hot							
cold							
hot							
cold							
	<table border="1"><tr><td>hot</td></tr><tr><td>cold</td></tr></table>	hot	cold		<table border="1"><tr><td>hot</td></tr><tr><td>cold</td></tr></table>	hot	cold
hot							
cold							
hot							
cold							
	<table border="1"><tr><td>hot</td></tr><tr><td>cold</td></tr></table>	hot	cold		<table border="1"><tr><td>hot</td></tr><tr><td>cold</td></tr></table>	hot	cold
hot							
cold							
hot							
cold							

hot		

cold		





In My World

SORTING HOT & COLD

I can

- 1 Pick up a picture card and say the name of the picture.
- 2 Sort it to the correct mat.
- 3 Record my work.






Lavinia Pop © 2021

Name: _____ Lavinia Pop © 2021

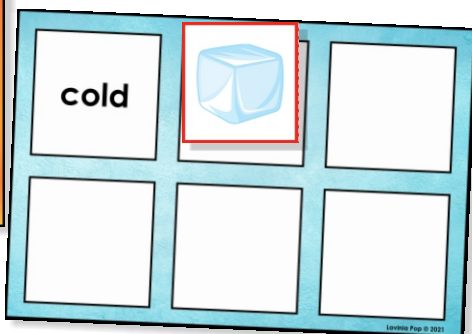
SORTING HOT & COLD RECORDING PAGE

Highlight the correct box for each object.

	<input type="checkbox"/> hot <input type="checkbox"/> cold		<input type="checkbox"/> hot <input type="checkbox"/> cold
	<input type="checkbox"/> hot <input type="checkbox"/> cold		<input type="checkbox"/> hot <input type="checkbox"/> cold
	<input type="checkbox"/> hot <input type="checkbox"/> cold		<input type="checkbox"/> hot <input type="checkbox"/> cold
	<input type="checkbox"/> hot <input type="checkbox"/> cold		<input type="checkbox"/> hot <input type="checkbox"/> cold
	<input type="checkbox"/> hot <input type="checkbox"/> cold		<input type="checkbox"/> hot <input type="checkbox"/> cold

FIRE SAFETY

Sorting Hot & Cold












Lavinia Pop © 2021

Name: _____ Lavinia Pop © 2021

SORTING HOT & COLD RECORDING PAGE

Highlight the correct box for each object.

	<input type="checkbox"/> hot <input type="checkbox"/> cold		<input type="checkbox"/> hot <input type="checkbox"/> cold
	<input type="checkbox"/> hot <input type="checkbox"/> cold		<input type="checkbox"/> hot <input type="checkbox"/> cold
	<input type="checkbox"/> hot <input type="checkbox"/> cold		<input type="checkbox"/> hot <input type="checkbox"/> cold
	<input type="checkbox"/> hot <input type="checkbox"/> cold		<input type="checkbox"/> hot <input type="checkbox"/> cold
	<input type="checkbox"/> hot <input type="checkbox"/> cold		<input type="checkbox"/> hot <input type="checkbox"/> cold