









beginning sounds WORKSHEETS

3 page single letter beginning sounds | 1 page beginning blends


Name: _____ Autumn Kindergarten Literacy Worksheets by Lavinia Pop © 2013


 **Beginning Blends**
What sound do the pictures begin with?









 cr dr br	 cl sl bl
 sl sq sm	 sn sp sc
 cr br dr	 tr cr pr

Name: _____ Autumn Kindergarten Literacy Worksheets by Lavinia Pop © 2013

 **Beginning Sounds 1**
What sound do the pictures begin with?



 p g y	 r o c
 o a c	 h t d
 w a v	 f l t

Thank you for downloading this product; I hope you will enjoy using it and that it will be a valuable resource for you! I value your feedback, so please don't hesitate to contact me if you have any concerns whatsoever as I will endeavour to address them. And if you like what I've done, please let me know by leaving feedback at my online store :)

Lavinia

lavinia@kinder-resources.com

ILLUSTRATIONS Kari Bolt, Little Red, Hidesy's Clipart, Dancing Crayon Designs, Whimsy Clips, PartyHead Graphics, Ramona Majdis, Zip-a-Dee-doo-dah-Designs, Bunny on a Cloud, Krista Wallden - Creative Clips, Creating4 the Classroom, Rainbow Sprinkle Studio - Sasha Mitten, First Class Clipart, Erin Colleen Design

[teacherspayteachers.com/Store/Kari-Bolt](https://www.teacherspayteachers.com/Store/Kari-Bolt) [teacherspayteachers.com/Store/Littered](https://www.teacherspayteachers.com/Store/Littered) [teacherspayteachers.com/Store/Hidesys-Clipart](https://www.teacherspayteachers.com/Store/Hidesys-Clipart)
[dancingcrayon.com](https://www.dancingcrayon.com) [teacherspayteachers.com/Store/Whimsy-Clips](https://www.teacherspayteachers.com/Store/Whimsy-Clips) [teacherspayteachers.com/StorePartyhead-Graphics](https://www.teacherspayteachers.com/Store/Partyhead-Graphics)
[teacherspayteachers.com/Store/Ramona-Majdis](https://www.teacherspayteachers.com/Store/Ramona-Majdis) [teacherspayteachers.com/Store/Zip-a-dee-doo-dah-Designs](https://www.teacherspayteachers.com/Store/Zip-a-dee-doo-dah-Designs)
[teacherspayteachers.com/Store/Bunny-On-A-Cloud](https://www.teacherspayteachers.com/Store/Bunny-On-A-Cloud) [teacherspayteachers.com/Store/Krista-Wallden-Creative-Clips](https://www.teacherspayteachers.com/Store/Krista-Wallden-Creative-Clips)
[teacherspayteachers.com/Store/Creating4-The-Classroom](https://www.teacherspayteachers.com/Store/Creating4-The-Classroom) [teacherspayteachers.com/Store/Rainbow-Sprinkle-Studio-Sasha-Mitten](https://www.teacherspayteachers.com/Store/Rainbow-Sprinkle-Studio-Sasha-Mitten)
[teacherspayteachers.com/Store/First-Class-Clipart](https://www.teacherspayteachers.com/Store/First-Class-Clipart) [teacherspayteachers.com/Store/Erin-Colleen-Design](https://www.teacherspayteachers.com/Store/Erin-Colleen-Design)

This packet contains Images used under license from Shutterstock.com

FONTS [schoolfonts.com.au](https://www.schoolfonts.com.au) [teacherspayteachers.com/Store/Kimberly-Geswein-Fonts](https://www.teacherspayteachers.com/Store/Kimberly-Geswein-Fonts)
[teacherspayteachers.com/Store/Ramonam-Graphics](https://www.teacherspayteachers.com/Store/Ramonam-Graphics)

PRINTING TIP This resource has been designed for printing on A4-sized paper. If you are printing on a different size, select "shrink to printable area" or "print to fit page" (or a similar option) in order for the contents of this unit to print correctly.

Copyright © 2013 by Lavinia Pop - All rights reserved by author.

Purchase of this item entitles the purchaser the right to reproduce the pages for personal and classroom use. Duplication for other classes, an entire school or commercial purposes is strictly prohibited without written permission from the author. Minor editing is permitted only for personal use, however the document remains under copyright even when edited. Posting this item in whole or in part on the Internet in any form is strictly prohibited and is a violation of the Digital Millennium Copyright Act (DMCA).

Please be fair and don't share! If you are not the original purchaser of this file, please visit my store to purchase a copy. [Kinder-Resources.com](https://www.Kinder-Resources.com)

let's connect!



[Kinder-Resources.com](https://www.Kinder-Resources.com)



facebook.com/KinderResources



instagram.com/laviniapop_kinder_resources



pinterest.com/laviniapop

INTRODUCTION

Introduce young learners to phonics with our Autumn Beginning Sounds and Blends Activity! This engaging, autumn themed resource is ideal for preschool and kindergarten students, helping them practice identifying beginning sounds and blends in a fun and interactive way.

Features:

- **3 pages of beginning sounds:** Each page includes six autumn-themed pictures. Under each picture, there are three circles with different letters. Children determine the beginning sound of each word and color the circle with the correct letter.
- **1 page of beginning blends:** This page features six pictures with three circles under each, displaying different letter blends. Children identify the beginning blend of each word and color the circle with the correct blend.

How to Use:

- **Preparation:** Print the four activity pages for each student.
- **Activity:** Provide children with crayons or markers. For each picture, children identify the beginning sound or blend and color the circle that matches the correct letter or blend.

Educational Benefits:

- **Phonics and sound recognition:** Helps children practice identifying the initial sounds and blends in words, which is fundamental for early reading and spelling development.
- **Vocabulary expansion:** By working with a variety of autumn themed pictures and words, children can enhance their vocabulary and understanding of word associations.
- **Seasonal engagement:** The autumn themed design adds a fun, seasonal element to learning, keeping children interested and motivated.

Happy Teaching! :)