

# FIRE SAFETY

## Worksheets & Activities

**Worksheet 1: Sorting**  
Name: \_\_\_\_\_  
Cut and paste the objects in the correct box.  
safe to touch | not safe to touch

**Worksheet 2: Stop, drop and roll!**  
Name: \_\_\_\_\_  
Color the picture.  
STOP | DROP

**Worksheet 3: Beginning Sounds 1**  
Name: \_\_\_\_\_  
Cut out the letters and paste them under the correct picture.  
Fire, Dog, Axe, Firefighter

**Worksheet 4: Ten Frame Number Match 1**  
Name: \_\_\_\_\_  
Cut and paste the numbers under the matching ten frame.  
4, 1, 5, 8, 7

**Worksheet 5: Colors**  
Name: \_\_\_\_\_  
Read each sentence and color the pictures to match.  
I see blue water. | I see orange fire. | I see a gray axe.

**Worksheet 6: Reading Comprehension**  
Name: \_\_\_\_\_  
Read the passage and answer the questions.  
**Fire Drill at School**  
When the fire alarm rings, I will stop what I am doing. I will not panic and get into line. Then I will follow my teacher outside. I will not go back inside to get my things. When I am outside, I will listen to my teacher's instructions.  
1. What will I do when the fire alarm rings?  
A run outside  
B stop what I am doing  
2. Who will I follow outside?  
A my teacher  
B my friends  
3. Should I take all my things with me?  
A yes  
B no

**Worksheet 7: Label the firefighter**  
Name: \_\_\_\_\_  
Cut out the labels and place them in the correct spot.  
pants, hose, helmet, boots, jacket

**Thank you** for downloading this product; I hope you will enjoy using it and that it will be a valuable resource for you! I value your feedback, so please don't hesitate to contact me if you have any concerns whatsoever as I will endeavour to address them. And if you like what I've done, please let me know by leaving feedback at my online store :)

Lavinia

[lavinia@kinder-resources.com](mailto:lavinia@kinder-resources.com)

**ILLUSTRATIONS** Kari Bolt, Erin Colleen Design, Little Red, Whimsy Clips, PartyHead Graphics, Ramona Majdis, Zip-a-Dee-doo-dah-Designs, Bunny on a Cloud, Krista Wallden - Creative Clips, Creating4 the Classroom, Rainbow Sprinkle Studio - Sasha Mitten, First Class Clipart, ClipArtisan, Muggy Studio

[teacherspayteachers.com/Store/Kari-Bolt](https://www.teacherspayteachers.com/Store/Kari-Bolt)    [teacherspayteachers.com/Store/Erin-Colleen-Design](https://www.teacherspayteachers.com/Store/Erin-Colleen-Design)  
[teacherspayteachers.com/Store/Littlered](https://www.teacherspayteachers.com/Store/Littlered)    [teacherspayteachers.com/Store/Whimsy-Clips](https://www.teacherspayteachers.com/Store/Whimsy-Clips)    [teacherspayteachers.com/Store/Partyhead-Graphics](https://www.teacherspayteachers.com/Store/Partyhead-Graphics)  
[teacherspayteachers.com/Store/Ramona-Majdis](https://www.teacherspayteachers.com/Store/Ramona-Majdis)    [teacherspayteachers.com/Store/Zip-a-dee-doo-dah-Designs](https://www.teacherspayteachers.com/Store/Zip-a-dee-doo-dah-Designs)  
[teacherspayteachers.com/Store/Bunny-On-A-Cloud](https://www.teacherspayteachers.com/Store/Bunny-On-A-Cloud)    [teacherspayteachers.com/Store/Krista-Wallden-Creative-Clips](https://www.teacherspayteachers.com/Store/Krista-Wallden-Creative-Clips)  
[teacherspayteachers.com/Store/Creating4-The-Classroom](https://www.teacherspayteachers.com/Store/Creating4-The-Classroom)    [teacherspayteachers.com/Store/Rainbow-Sprinkle-Studio-Sasha-Mitten](https://www.teacherspayteachers.com/Store/Rainbow-Sprinkle-Studio-Sasha-Mitten)  
[teacherspayteachers.com/Store/First-Class-Clipart](https://www.teacherspayteachers.com/Store/First-Class-Clipart)    [etsy.com/au/shop/ClipArtisan](https://www.etsy.com/au/shop/ClipArtisan)    [teacherspayteachers.com/Store/Muggy-Studio](https://www.teacherspayteachers.com/Store/Muggy-Studio)

This packet contains Images used under license from Shutterstock.com

**FONTS** [schoolfonts.com.au](https://www.schoolfonts.com.au)    [teacherspayteachers.com/Store/Kimberly-Geswein-Fonts](https://www.teacherspayteachers.com/Store/Kimberly-Geswein-Fonts)  
[teacherspayteachers.com/Store/Ramonam-Graphics](https://www.teacherspayteachers.com/Store/Ramonam-Graphics)

**PRINTING TIP** This resource has been designed for printing on A4-sized paper. If you are printing on a different size, select "shrink to printable area" or "print to fit page" (or a similar option) in order for the contents of this unit to print correctly.

Copyright ©2021 by Lavinia Pop - All rights reserved by author.

Purchase of this item entitles the purchaser the right to reproduce the pages for personal and classroom use. Duplication for other classes, an entire school or commercial purposes is strictly prohibited without written permission from the author. Minor editing is permitted only for personal use, however the document remains under copyright even when edited. Posting this item in whole or in part on the Internet in any form is strictly prohibited and is a violation of the Digital Millennium Copyright Act (DMCA).

Please be fair and don't share! If you are not the original purchaser of this file, please visit my store to purchase a copy. [Kinder-Resources.com](https://www.Kinder-Resources.com)

let's connect!



[Kinder-Resources.com](https://www.Kinder-Resources.com)



[facebook.com/KinderResources](https://facebook.com/KinderResources)



[instagram.com/laviniapop\\_kinder\\_resources](https://instagram.com/laviniapop_kinder_resources)



[pinterest.com/laviniapop](https://pinterest.com/laviniapop)

# INTRODUCTION

About this book:

This book contains a collection of fire safety and firefighter themed worksheets intended for use with children in Kindergarten (Prep/Foundation). However, they are also suitable for children in Preschool and Grade 1.

Directions for use:

Following is an outline of the worksheets included in this unit and suggestions for use.

## **1. Fire Safety Rules poster**

Children trace the words and color the picture.

## **2. Fire Safety Rules colouring pages (5 pages)**

Children trace the words and color the picture.

## **3. Fire Drill Steps poster**

Children trace the words and color the picture.

## **4. Fire Drill Steps colouring book (5 pages)**

Children trace the words and color the picture.

## **5. Stop, Drop, Roll colouring page (boy and girl versions)**

Children trace the words and color the pictures.

## **6. What should I do?**

Children color a picture to show what they should do in each fire-related situation.

## **7. Emergency Number 911/000**

Children colour and trace the number they should call when there is an emergency.

## **8. Fire-fighter hat**

Children cut out the firefighter hat and strips and assemble to make a wearable paper hat.

## **9. Tracing Practice**

Children trace and colour the picture.

## **10. House of Fire Maze**

Children trace the path through the house from the firefighters to the sleeping puppy.

## **11. Label the Firefighter**

Children cut out the labels from the bottom of the page and paste them in the correct spot.

## **12. Alphabet Sequence**

Children trace the lower case letters, then write the ones that are missing.

## **13. Letter Match (4 pages)**

Children cut out the lower case letters from the bottom of the page and paste them next to the corresponding upper case letter.

## **14. Beginning Sounds (2 pages)**

Children cut out the lower case letters from the bottom of the page (which they can trace before cutting) and paste them under the picture with the matching beginning sound.

## **15. Rhyming Words**

Children select the two pictures from each row that rhyme.

## **16. Sight Words (5 pages)**

Children cut out the sight words from the side of the page and paste them next to the matching fire hydrant.

## **17. Syllables**

Children determine how many syllables in each word and color the circle with the correct number.

## **18. Sentence-Picture Match**

Children cut out the pictures from the bottom of the page and paste them next to the sentence that matches.

## **19. Fix the Sentences**

Children rewrite 4 sentences correctly using beginning capital letters, ending punctuation, name capitalization and correcting incorrect capitalization errors in words.

## **20. Reading Comprehension**

Children read a short passage and answer simple multiple choice questions.

## **21. Colours**

Children read a sentence and color the image accordingly.

## **22. Prepositions**

Children look at a picture and read five sentences, then select the correct preposition.

## **23. Sorting**

Children cut out the objects from the bottom of the page and sort them to the correct category.

## **24. Counting 1-10 (2 pages)**

Children cut out the numbers from the bottom of the page and paste them next to the picture that shows the matching amount.

## **25. Numbers After and Before (Numbers 1-10)**

Children write the missing numbers that come after or before a given number.

## **26. Missing Numbers (Numbers 1-10)**

Children cut out the numbers from the side of the page and paste them into the correct empty box to complete the number sequence.

## **27. Ten Frame Number Match 0-10 (2 pages)**

Children cut out the numbers from the side of the page and paste them under the matching ten frame.

## **28. Tally Marks and Number Match 1-10 (2 pages)**

Children cut out the tally marks from the side of the page and paste them next to the matching number.

## **29. Comparing Numbers**

Children circle the greater number in each box.

## **30. Graphing**

Children colour how many of each object and complete the graph.

## **31. Addition to 10**

Children colour pictures to solve the addition problems.

## **32. 2D Shapes (2D shapes)**

Children cut out the labels from the bottom of the page and paste them under the matching shape.

### **33. Patterns: AB, ABB, AAB, AABB, ABC**

Children colour pictures to make the indicated pattern.

### **34. Sequence**

Children cut and paste the pictures to show the order of events.

Happy Teaching :)


Name:

© 2021 by Lavinia Pop



## Get out and stay out!

Color the picture.



If there is a fire, I will get out fast. When I am out of a burning building, I will not go back inside to get anything or anyone.

Name:

© 2021 by Lavinia Pop



## Fire Drill Steps: Follow the teacher outside

Color the picture.



**X**

I will follow the teacher outside.

I will not go back inside to get my things.









Name: \_\_\_\_\_

© 2021 by Lavinia Pop



## Letter Match 1

Cut out the lower case letters. Paste them next to the matching upper case letters.



f c a b e d









Name: \_\_\_\_\_

© 2021 by Lavinia Pop



# Sight Word Scramble 1

Cut out the sight words and match them to the scrambled fire hydrants.



the

you

see

can

a

I

me

and







Name: \_\_\_\_\_

© 2021 by Lavinia Pop



## Counting 2

Count how many water droplets each boy has. Cut and paste the numbers next to the correct boy.



2

7

0


6

10

3




Name: \_\_\_\_\_




© 2021 by Lavinia Pop



## 2D Shapes 1

Cut and paste the labels under the correct 2D fire extinguisher.

**circle**

**square**

**triangle**

**pentagon**

**rectangle**

**hexagon**

Name:

© 2021 by Lavinia Pop




# Sequence

**1**

**2**

**3**



Cut out the pictures and paste them to show the order of events.

