

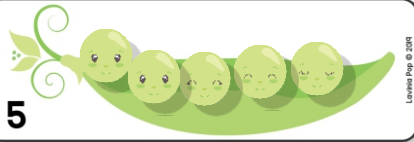
On the Farm PRESCHOOL

CENTERS

Fine Motor Practice



5



Which picture is different?



tractor



large



egg

hatchling

chick

chicken



blue



What doesn't belong?



K

K


k

K

pig



K

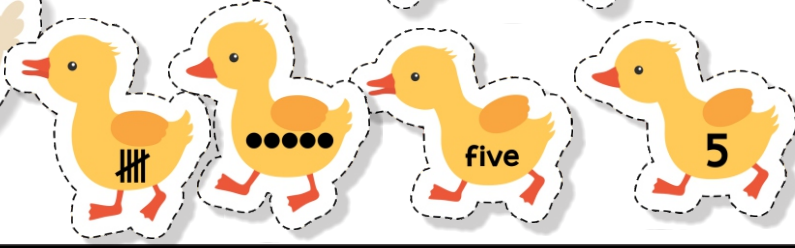


||||

•••••

five

5



Thank you for downloading this product; I hope you will enjoy using it and that it will be a valuable resource for you! I value your feedback, so please don't hesitate to contact me if you have any concerns whatsoever as I will endeavour to address them. And if you like what I've done, please let me know by leaving feedback at my online store :)

Lavinia

lavinia@kinder-resources.com

ILLUSTRATIONS Kari Bolt, Little Red, Hidesy's Clipart, Dancing Crayon Designs, Whimsy Clips, PartyHead Graphics, Ramona Majdis, Zip-a-Dee-doo-dah-Designs, Bunny on a Cloud, Krista Wallden - Creative Clips, Creating4 the Classroom, Rainbow Sprinkle Studio - Sasha Mitten, First Class Clipart, Erin Colleen Design

[teacherspayteachers.com/Store/Kari-Bolt](https://www.teacherspayteachers.com/Store/Kari-Bolt) [teacherspayteachers.com/Store/Littered](https://www.teacherspayteachers.com/Store/Littered) [teacherspayteachers.com/Store/Hidesys-Clipart](https://www.teacherspayteachers.com/Store/Hidesys-Clipart)
[dancingcrayon.com](https://www.dancingcrayon.com) [teacherspayteachers.com/Store/Whimsy-Clips](https://www.teacherspayteachers.com/Store/Whimsy-Clips) [teacherspayteachers.com/StorePartyhead-Graphics](https://www.teacherspayteachers.com/Store/Partyhead-Graphics)
[teacherspayteachers.com/Store/Ramona-Majdis](https://www.teacherspayteachers.com/Store/Ramona-Majdis) [teacherspayteachers.com/Store/Zip-a-dee-doo-dah-Designs](https://www.teacherspayteachers.com/Store/Zip-a-dee-doo-dah-Designs)
[teacherspayteachers.com/Store/Bunny-On-A-Cloud](https://www.teacherspayteachers.com/Store/Bunny-On-A-Cloud) [teacherspayteachers.com/Store/Krista-Wallden-Creative-Clips](https://www.teacherspayteachers.com/Store/Krista-Wallden-Creative-Clips)
[teacherspayteachers.com/Store/Creating4-The-Classroom](https://www.teacherspayteachers.com/Store/Creating4-The-Classroom) [teacherspayteachers.com/Store/Rainbow-Sprinkle-Studio-Sasha-Mitten](https://www.teacherspayteachers.com/Store/Rainbow-Sprinkle-Studio-Sasha-Mitten)
[teacherspayteachers.com/Store/First-Class-Clipart](https://www.teacherspayteachers.com/Store/First-Class-Clipart) [teacherspayteachers.com/Store/Erin-Colleen-Design](https://www.teacherspayteachers.com/Store/Erin-Colleen-Design)

This packet contains Images used under license from Shutterstock.com

FONTS [schoolfonts.com.au](https://www.schoolfonts.com.au) [teacherspayteachers.com/Store/Kimberly-Geswein-Fonts](https://www.teacherspayteachers.com/Store/Kimberly-Geswein-Fonts)
[teacherspayteachers.com/Store/Ramonam-Graphics](https://www.teacherspayteachers.com/Store/Ramonam-Graphics)

PRINTING TIP This resource has been designed for printing on A4-sized paper. If you are printing on a different size, select "shrink to printable area" or "print to fit page" (or a similar option) in order for the contents of this unit to print correctly.

Copyright © 2019 by Lavinia Pop - All rights reserved by author.

Purchase of this item entitles the purchaser the right to reproduce the pages for personal and classroom use. Duplication for other classes, an entire school or commercial purposes is strictly prohibited without written permission from the author. Minor editing is permitted only for personal use, however the document remains under copyright even when edited. Posting this item in whole or in part on the Internet in any form is strictly prohibited and is a violation of the Digital Millennium Copyright Act (DMCA).

Please be fair and don't share! If you are not the original purchaser of this file, please visit my store to purchase a copy. [Kinder-Resources.com](https://www.Kinder-Resources.com)

let's connect!



[Kinder-Resources.com](https://www.Kinder-Resources.com)



facebook.com/KinderResources



instagram.com/laviniapop_kinder_resources



pinterest.com/laviniapop

INTRODUCTION

Explore the exciting world of farm life with our “On the Farm” Preschool Center Activities! This comprehensive resource is designed for Preschool and Kindergarten students. It features a collection of printable, farm-themed activities that make learning fun and engaging.

Directions for Use: Below is a detailed outline of each activity, including preparation and instructions on how to use them effectively.

1. Fine Motor Practice Mat (Sheep)

- **Preparation:** Print and laminate the sheep-themed mat for durability. Provide small objects such as pom-poms, beads, or beans for children to place into the circles on the mat.
- **How to Use:** Children place a small object into each circle on the sheep mat, enhancing their fine motor skills and hand-eye coordination.

2. Farm Write and Wipe Pre-Writing Cards (9 Cards)

- **Preparation:** Print and laminate the pre-writing cards. Cut them apart and punch a hole in the top left corner of each card. Secure them together with a key ring or pipe cleaner.
- **How to Use:** Children use a dry-erase marker to trace the lines from left to right on each card, practicing their pre-writing skills. The laminated surface allows for repeated use.

3. Farm Hen and Eggs Letters and Beginning Sounds Match (13 Pages)

- **Preparation:** Print and laminate the pages. Cut out all the pieces.
- **How to Use:** Children match lowercase letters and beginning sound pictures to the corresponding hen, reinforcing letter recognition and phonics skills.

4. Farm Syllables (4 Pages)

- **Preparation:** Print and laminate the syllable cards. Cut them apart and provide small pet-themed objects like bottle caps or paw-print buttons.
- **How to Use:** Children identify the number of syllables in each picture and cover the corresponding number on the card using the provided objects, practicing syllable counting.

5. Farm Chicken Coop CVC Word Match (5 Pages)

- **Preparation:** Print and laminate the CVC word match cards. Cut each coop in half to separate the word from the picture.
- **How to Use:** Children match pictures with corresponding CVC words to complete the chicken coop, reinforcing word recognition and spelling skills.

6. Rhyming Sheep (7 Pages)

- **Preparation:** Print, laminate and cut out the sheep cards.
- **How to Use:** Children match pictures that rhyme, developing phonemic awareness and rhyming skills through this interactive activity.

7. Farm Carrots Pre-Primer Sight Word Building (40 Sight Words)

- **Preparation:** Print, laminate and cut out the buckets and carrots.
- **How to Use:** Children use the carrot letter tiles to build pre-primer sight words on each bucket card, enhancing their sight word recognition.

8. Farm Mother Duck and Ducklings Number Match (1-10)

- **Preparation:** Print, laminate and cut out the mother ducks and ducklings.
- **How to Use:** Children match the number representations on the ducklings to the corresponding mother duck, practicing number recognition and counting.

9. Farm Peas in a Pod Counting (1-10)

- **Preparation:** Print, laminate and cut out the counting cards and peas. Optionally, glue peas to clothespins or use pom-poms for counting.
- **How to Use:** Children count the correct number of peas for each pod and place them on the pod cards, reinforcing counting skills and number recognition.

10. Barn and Turkey Shape Matching (9 Pages)

- **Preparation:** Print, laminate and cut the turkeys and barns with shapes.
- **How to Use:** Children match turkeys to the correct barn based on shapes, helping to practice shape recognition and matching skills.

11. Farm Chick and Egg Color Matching

- **Preparation:** Print, laminate and cut out all the pieces.
- **How to Use:** Children match each chick to the corresponding colored egg shell, reinforcing color recognition.

12. Which Picture is Different? Farm Cards (4 Cards)

- **Preparation:** Print and laminate the picture cards. Cut them apart.
- **How to Use:** Children use a peg to identify and clip the picture that is different from the others, practicing visual discrimination skills.

13. What Doesn't Belong? Farm Cards (4 Cards)

- **Preparation:** Print and laminate the "What Doesn't Belong?" cards. Cut them apart.
- **How to Use:** Children use a peg to identify and clip the picture that doesn't belong, enhancing categorization and critical thinking skills.

14. Farm Shadow Matching

- **Preparation:** Print, laminate and cut out all the pieces.
- **How to Use:** Children match each farm-themed card to its corresponding shadow, improving visual matching skills.

15. Farm Sequencing Cards: Life Cycle of a Chicken and Tomato Plant (2 Sets)

- **Preparation:** Print and laminate the sequencing cards. Cut them apart into sets for the life cycles of a chicken and a tomato plant.
- **How to Use:** Children order the cards to show the life cycle sequence of a chicken and a tomato plant, promoting understanding of sequencing and life cycles.

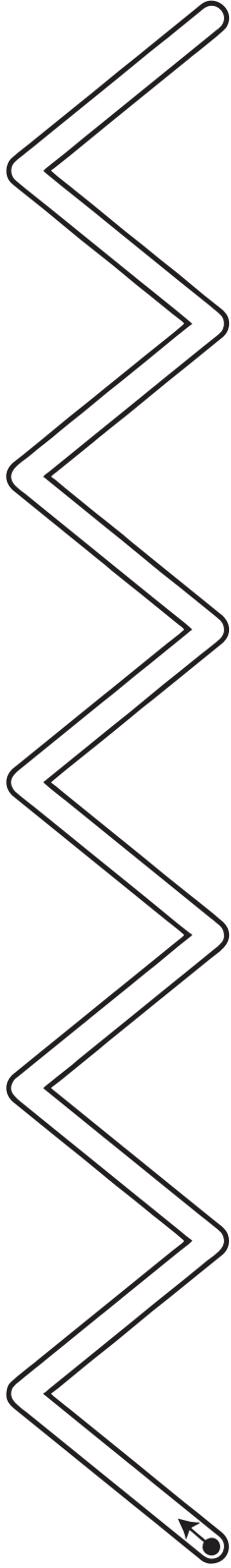
16. Farm Size Sorting (Small, Medium, Large)

- **Preparation:** Print, laminate and cut out all the pieces.
- **How to Use:** Children sort farm animals by size into the correct barn, practicing size comparison and sorting skills.



17. Farm Patterns (AB)

- **Preparation:** Print, laminate and cut out the pattern cards. Attach pictures to the end of clothes pegs using a hot glue gun, if desired.
- **How to Use:** Children identify patterns on the cards and clip the correct picture to complete the pattern, reinforcing pattern recognition skills.


Happy Teaching :)





Lavinia Pop © 2019





Lavinia Pop © 2019



Lavinia Pop © 2019





barn





Lavinia Pop © 2019

carrot


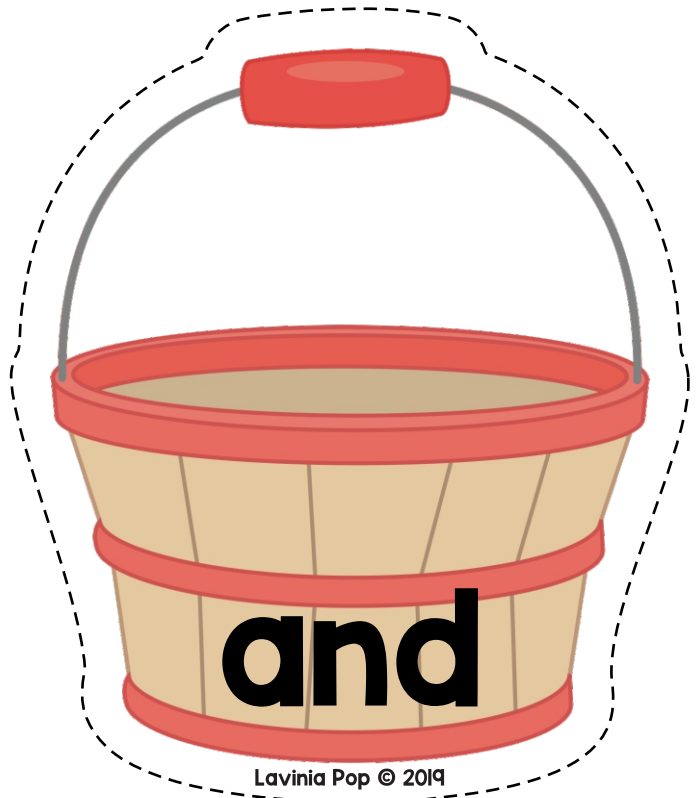
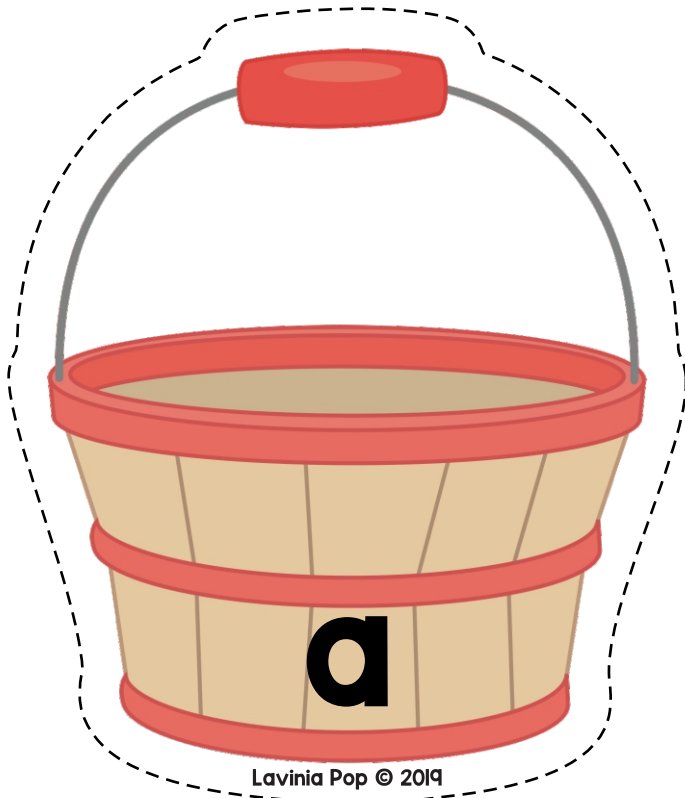


Lavinia Pop © 2019






**pig/wig
cow/brow
duck/truck**











Lavinia Pop © 2019



Lavinia Pop © 2019







Lavinia Pop © 2019



Lavinia Pop © 2019







red

Lavinia Pop © 2019



orange

Lavinia Pop © 2019



yellow

Lavinia Pop © 2019




green


Lavinia Pop © 2019



Lavinia Pop © 2019




Lavinia Pop © 2019




Lavinia Pop © 2019




Lavinia Pop © 2019




Lavinia Pop © 2019



Lavinia Pop © 2019



Lavinia Pop © 2019



Lavinia Pop © 2019