

all about me

CIRCLE TIME

5
LESSONS

circle time plans | songs | posters | activities | printables

The collage features several educational printables:

- Good Friends:** A worksheet with a drawing of two children and a cut-out section.
- My Favorite Color:** A worksheet with a crayon illustration and a color-by activity.
- Rainbow Tracing:** A worksheet with a rainbow illustration and tracing lines.
- Match the Emotions:** A worksheet with a grid of faces and a matching activity.
- Meet My Family:** A worksheet with a house illustration and a family member cut-out.
- How I write my name:** A worksheet with a name-writing practice area.
- Letters in My Name:** A worksheet with a name and a matching activity.
- The More We Get Together:** A song card with lyrics: "The more we get together, Together, together. The more we get together The happier we'll be. 'Cause your friends are my friends. And my friends are your friends. The more we get together".
- All the Things I Like to Do!:** A song card with lyrics: "If you like to ride your bike, Stomp your feet! If you like to ride your bike, Stomp your feet!".
- If You're Happy and You Know It:** A song card with lyrics: "If you're happy and you know it Clap your hands! If you're happy and you know it Clap your hands!".
- Finger Family:** A song card with lyrics: "Daddy finger, Daddy finger, Clap your hands?".
- Head, Shoulders, Knees and Toes:** A song card with lyrics: "Head, shoulders, knees, and toes. Eyes, and ears, and mouth, and nose."
- Circle Time Props Finger Family:** A worksheet with cut-out figures of a family.
- My Feelings:** A worksheet with a grid of faces and emotion words: happy, sad, surprise, shy, angry, worried, excited, scared, proud.
- My Body:** A worksheet with a human figure and labels for body parts: ear, nose, mouth, hand, knee, head, eye, arm, leg, foot.

Lavinia Pop

All About Me

PRESCHOOL CIRCLE TIME

5 lesson plans | songs | posters | activities | printables

Good Friends
Color the pictures. Cut out each picture to show what you do.

My Favorite Color
Color the crayon to show your favorite color.

Rainbow Tracing
Use rainbow colors to trace the lines.

Match the Emotions
Draw lines to match the emotions.

Meet My Family
Color the pictures. Cut out the family members to show your family.

How I write my name
Write your name in the box below.

Letters in My Name
Find the letters in your name.

The More We Get Together
The more we get together,
Together, together.
The more we get together
The happier we'll be.
'Cause your friends are my friends.
And my friends are your friends.
The more we get together
The happier we'll be.

All the Things I Like to Do!
If you like to ride your bike,
Stomp your feet!
If you like to ride your bike,
Stomp your feet!
If you like to ride your bike,
And you really want to show it,
If you like to ride your bike,

Circle Time Props Finger Family
Print, laminate and cut out. If using on a tall screen attach velcro to the back of each card. If using on a white board, attach magnetic strips to the back of each card.
Reusable multiple color and attach to each stick for children to use (optional).

My Feelings
happy sad surprise
shy angry worried
excited scared proud

My Body
ear nose mouth hand knee
head eye arm leg foot

If You're Happy and You Know It
If you're happy and you know it
Clap your hands!
If you're happy and you know it
Clap your hands!
If you're happy and you know it
Then your face will surely show it,
If you're happy and you know it
Clap your hands!

Finger Family
Daddy finger, Daddy finger,
Where are you?
Here I am, here I am.
How do you do?

Head, Shoulders, Knees and Toes
Head, shoulders, knees, and toes
Eyes, and ears, and mouth, and nose.

Thank you for downloading this product; I hope you will enjoy using it and that it will be a valuable resource for you! I value your feedback, so please don't hesitate to contact me if you have any concerns whatsoever as I will endeavour to address them. And if you like what I've done, please let me know by leaving feedback at my online store :)

Lavinia

lavinia@kinder-resources.com

ILLUSTRATIONS Kari Bolt, Erin Colleen Design, Little Red, Whimsy Clips, PartyHead Graphics, Ramona Majdis, Zip-a-Dee-doo-dah-Designs, Bunny on a Cloud, Krista Wallden - Creative Clips, Creating4 the Classroom, Rainbow Sprinkle Studio - Sasha Mitten, First Class Clipart, ClipArtisan, Muggy Studio

[teacherspayteachers.com/Store/Kari-Bolt](https://www.teacherspayteachers.com/Store/Kari-Bolt) [teacherspayteachers.com/Store/Erin-Colleen-Design](https://www.teacherspayteachers.com/Store/Erin-Colleen-Design)
[teacherspayteachers.com/Store/Littlered](https://www.teacherspayteachers.com/Store/Littlered) [teacherspayteachers.com/Store/Whimsy-Clips](https://www.teacherspayteachers.com/Store/Whimsy-Clips) [teacherspayteachers.com/Store/Partyhead-Graphics](https://www.teacherspayteachers.com/Store/Partyhead-Graphics)
[teacherspayteachers.com/Store/Ramona-Majdis](https://www.teacherspayteachers.com/Store/Ramona-Majdis) [teacherspayteachers.com/Store/Zip-a-dee-doo-dah-Designs](https://www.teacherspayteachers.com/Store/Zip-a-dee-doo-dah-Designs)
[teacherspayteachers.com/Store/Bunny-On-A-Cloud](https://www.teacherspayteachers.com/Store/Bunny-On-A-Cloud) [teacherspayteachers.com/Store/Krista-Wallden-Creative-Clips](https://www.teacherspayteachers.com/Store/Krista-Wallden-Creative-Clips)
[teacherspayteachers.com/Store/Creating4-The-Classroom](https://www.teacherspayteachers.com/Store/Creating4-The-Classroom) [teacherspayteachers.com/Store/Rainbow-Sprinkle-Studio-Sasha-Mitten](https://www.teacherspayteachers.com/Store/Rainbow-Sprinkle-Studio-Sasha-Mitten)
[teacherspayteachers.com/Store/First-Class-Clipart](https://www.teacherspayteachers.com/Store/First-Class-Clipart) [etsy.com/au/shop/ClipArtisan](https://www.etsy.com/au/shop/ClipArtisan) [teacherspayteachers.com/Store/Muggy-Studio](https://www.teacherspayteachers.com/Store/Muggy-Studio)

This packet contains Images used under license from Shutterstock.com

FONTS [schoolfonts.com.au](https://www.schoolfonts.com.au) [teacherspayteachers.com/Store/Kimberly-Geswein-Fonts](https://www.teacherspayteachers.com/Store/Kimberly-Geswein-Fonts)
[teacherspayteachers.com/Store/Ramonam-Graphics](https://www.teacherspayteachers.com/Store/Ramonam-Graphics)

PRINTING TIP This resource has been designed for printing on A4-sized paper. If you are printing on a different size, select "shrink to printable area" or "print to fit page" (or a similar option) in order for the contents of this unit to print correctly.

Copyright © 2024 by Lavinia Pop - All rights reserved by author.

Purchase of this item entitles the purchaser the right to reproduce the pages for personal and classroom use. Duplication for other classes, an entire school or commercial purposes is strictly prohibited without written permission from the author. Minor editing is permitted only for personal use, however the document remains under copyright even when edited. Posting this item in whole or in part on the Internet in any form is strictly prohibited and is a violation of the Digital Millennium Copyright Act (DMCA).

Please be fair and don't share! If you are not the original purchaser of this file, please visit my store to purchase a copy. [Kinder-Resources.com](https://www.Kinder-Resources.com)

let's connect!



[Kinder-Resources.com](https://www.Kinder-Resources.com)



facebook.com/KinderResources



instagram.com/laviniapop_kinder_resources



pinterest.com/laviniapop

Introduction

Discover the joys of self-expression with the "All About Me" Circle Time pack! This engaging set is designed to help preschoolers explore their own identities through vibrant, interactive materials. Featuring lively songs, creative activities, and insightful posters, this product offers a fun and educational experience. Perfect for circle time, it helps young learners celebrate what makes them unique and fosters a sense of self-awareness and community.

What's Included:

1. Detailed Circle Time plans

Each day of the week is planned with a structured circle time agenda that includes:

- *Introduction:* A brief and captivating introduction to the daily theme, setting the stage for the day's activities.
- *Song:* A fun and educational song related to the daily theme, designed to engage children and reinforce learning through music and movement.
- *Read aloud and discussion:* A carefully selected picture book paired with thought-provoking discussion questions to enhance comprehension and encourage interaction.
- *Activities:* Creative and hands-on activities that complement the day's theme, fostering gross and fine motor skills, creativity, and critical thinking.

2. Posters and props

Enhance Circle Time with visual and tactile aids:

- *Posters:* Vibrant posters featuring the lyrics and illustrations for each daily song, making it easy for children to follow along and participate. The product also includes non-fiction posters, providing educational content alongside the fun.
- *Props:* Printable props related to each song and theme help bring the songs and stories to life and engage children in interactive play.

3. Printables for all activities:

Not all days include activities that require printables. However, optional printables are included for each day if you would like to use them. They include:

- Group activity printables
- Worksheets
- Craft templates

Why You'll Love This Resource:

- **Comprehensive and convenient learning:** A complete week of themed learning activities and resources in one packet.
- **Easy to use:** Detailed plans, printables, and props make it straightforward to create a dynamic and engaging circle time experience.
- **Educational and entertaining:** Each component is designed to be both educational and fun, keeping children excited and involved.

Happy Teaching :)

All About Me

	Objective	Read Aloud	Activity
Day 1	<p>My Name and My Body</p> <p>Children will recognize and identify their name and basic body parts.</p>	<p>Book: "I Like Myself!" by Karen Beaumont</p> <p>Discussion: What the girl liked about herself. How we feel about being special. Share something we like about ourselves.</p>	<p>My Body Portrait</p> <p>Children will decorate to the outline look like themselves.</p> <p>Materials: My Body Portrait printable, markers, crayons, glue, craft supplies</p>
Day 2	<p>My Family</p> <p>Children will identify and describe members of their family and understand their place in a family tree.</p>	<p>Book: "Me and My Family Tree" by Joan Sweeney</p> <p>Discussion: Who was in the family tree. Families can be big or small. Everyone is part of their own family tree.</p>	<p>My Family Portrait</p> <p>Children will draw the members of their family.</p> <p>Materials: My Family Portrait printable, crayons</p>
Day 3	<p>My Feelings</p> <p>Children will identify different emotions and express how they feel.</p>	<p>Book: "The Way I Feel" by Janan Cain</p> <p>Discussion: Feelings seen in the book. How children feel today. Make happy faces.</p>	<p>Emotion Masks</p> <p>Children will make either a happy, sad or silly paper plate mask.</p> <p>Materials: Paper plates, markers or crayons, glue, popsicle sticks</p>
Day 4	<p>My Favorite Things</p> <p>Children will learn to express their preferences and understand how to use a graph to compare favorite things among their peers.</p>	<p>Book: "My Favorite Things" by Rogers and Hammerstein</p> <p>Discussion: Favorite things mentioned in book? Why these things are special. Favorites make us unique.</p>	<p>Favorite Things Graph</p> <p>Children will place their name / photos in the correct category on the graph based on their favorite item.</p> <p>Materials: Activity 4 Printables</p>
Day 5	<p>My Friends</p> <p>Children will understand the importance of friendship and how to be kind to others.</p>	<p>Book: "How Do Dinosaurs Play with Their Friends?" by Jane Yolen</p> <p>Discussion: What the dinosaurs do to be good friends. How we can be kind to our friends.</p>	<p>Friendship Handprints</p> <p>Children will trace a partner's handprint and and decorate to collage on the classroom wall.</p> <p>Materials: Construction paper, crayons, scissors, glue</p>

All About Me

Day 1: My Name and My Body

Children will recognize and identify their name and basic body parts.

Introduction

"Good morning, friends! Today, we're going to talk about something very special: our names and our bodies! Everyone has a name that is just for them, and every body is special too. Let's start by saying our names!"

Song

"Head, Shoulders, Knees, and Toes"

Actions: Children will touch each body part as it's mentioned in the song: head, shoulders, knees, toes, eyes, ears, mouth, and nose.




Read Aloud & Discussion

Book: "I Like Myself!" by Karen Beaumont

Before Reading: "This story is about a little girl who likes everything about herself, no matter what! What do you like most about yourself? Is it your hair, your smile, or maybe how fast you can run?"

After Reading: "What did the girl like about herself in the book? How do you feel when you think about what makes you special? Let's all share one thing we like about ourselves!"




Activity

My Body Portrait

Materials: My Body Portrait printable, markers, crayons, glue, craft supplies (optional: yarn for hair, buttons for eyes)

Activity: Provide each child with the My Body Portrait printed onto large paper (or allow children to trace themselves if possible). Encourage them to color and decorate the outline to look like themselves. You can add details like hair, eyes, clothes, and shoes. Talk about the different body parts as they work.

Extension: After children finish their portraits, gather the group and have each child stand next to their drawing, pointing out their name and favorite body part. This encourages self-recognition and sharing.



All About Me

Circle Time Song Posters and Props

This section includes all song posters and props.

Day 1: My Name and My Body

- Head, Shoulders, Knees and Toes Posters




Day 2: My Family

- Finger Family Posters
- Finger Family props



Day 3: My Feelings

- If You're Happy and You Know It Posters
- Emotions Props (3 skin tones)



Day 4: My Favorite Things

- All the Things I Like to Do Posters



Day 5: Friends

- The More We Get Together Posters



Finger Family Song

by the Kibmoomers

Daddy finger, Daddy finger, Where are you?
Here I am, here I am. How do you do?


Mommy finger, Mommy finger, where are you?
Here I am, here I am. How do you do?

Brother finger, Brother finger, where are you?
Here I am, here I am. How do you do?

Sister finger, Sister finger, where are you?
Here I am, here I am. How do you do?

Baby finger, Baby finger, where are you?
Here I am, here I am. How do you do?






Finger Family

Daddy finger, Daddy finger,

Where are you?

Here I am, here I am.

How do you do?



2


Finger Family

Mommy finger, Mommy finger,

Where are you?

Here I am, here I am.

How do you do?



3


Finger Family

Brother finger, Brother finger,

Where are you?

Here I am, here I am.

How do you do?






Finger Family

Brother finger, Brother finger,

Where are you?

Here I am, here I am.

How do you do?



5


Finger Family

Brother finger, Brother finger,

Where are you?

Here I am, here I am.



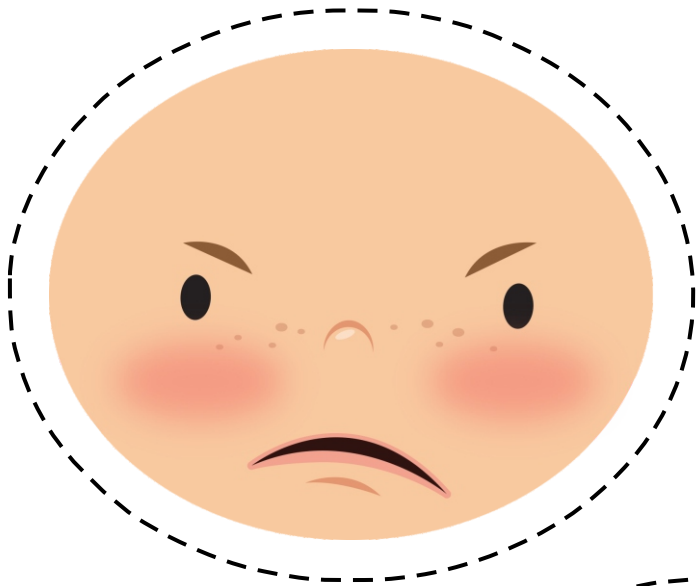
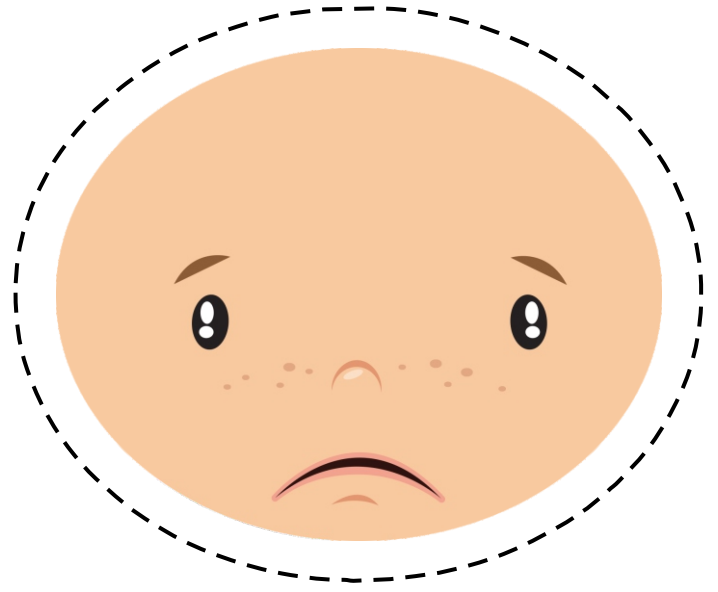

How do you do?



Circle Time Props Emotions 1

Print, laminate and cut out. If using on a felt board, attach velcro to the back of each piece. If using on a white board, attach magnetic strips to the back of each piece.

Printable multiple copies and attach to craft sticks for children to use (optional).




All About Me

Classroom Posters

This section includes posters you might like to display in your classroom.

Day 1: My Name and My Body

- My Body (4 posters: 2 boys and two girls in two skin tones)



Day 2: My Family

- Photos of different families (10 posters)

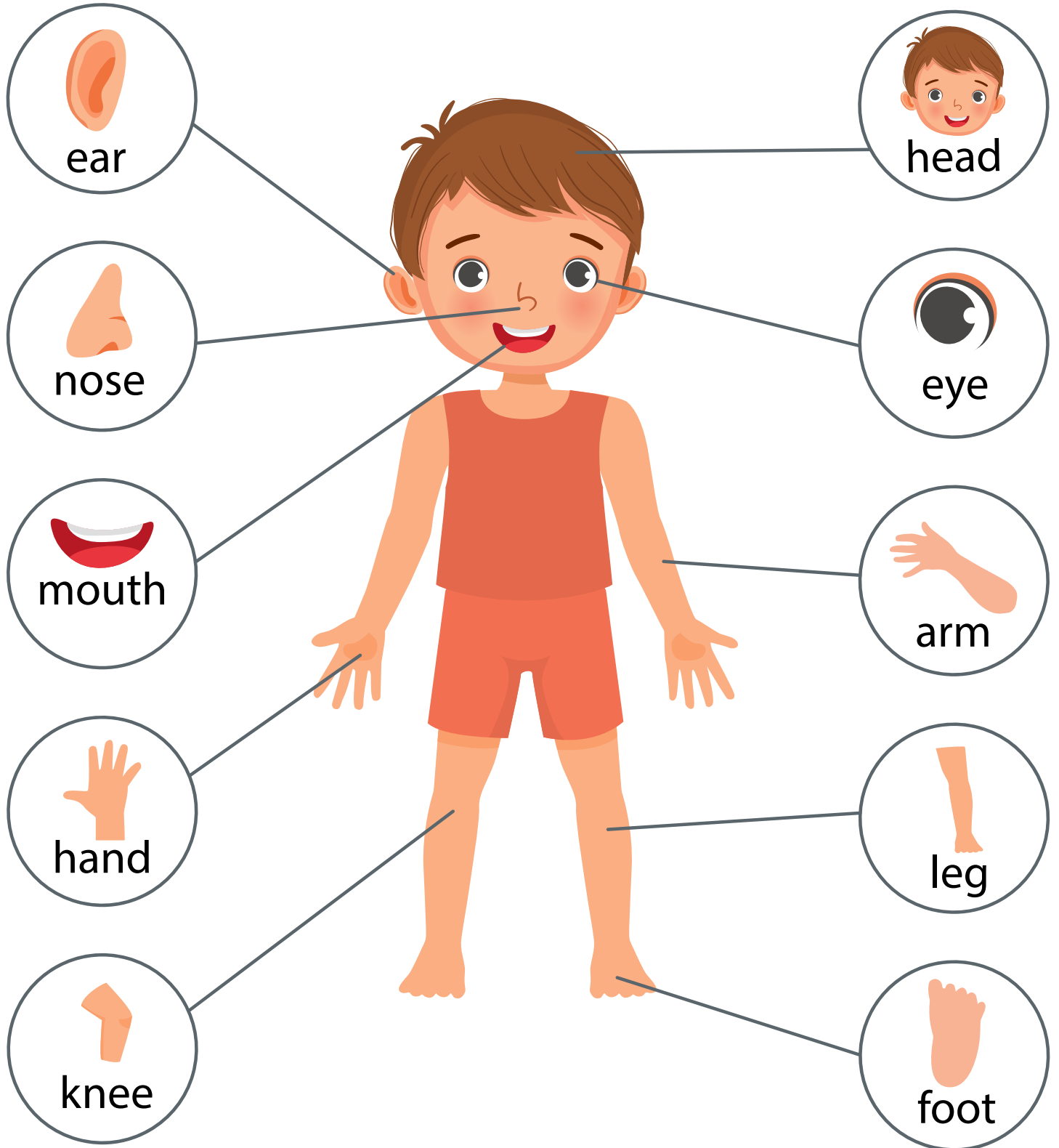


Day 3: My Feelings

- My Feeling posters displaying nine emotions (2 versions)



My Body





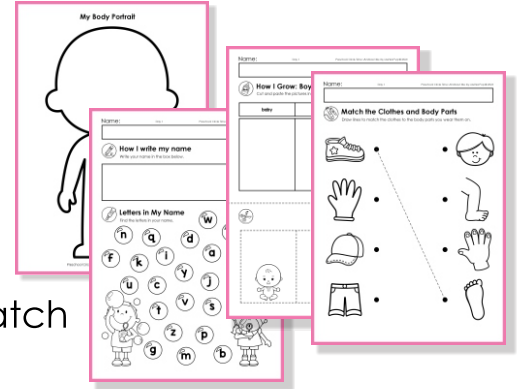
All About Me

Activities & Worksheets

This section includes all the necessary lesson printables, along with some additional activities and worksheets. You can use these pages as outlined in the lesson plan or on different days, depending on your needs.

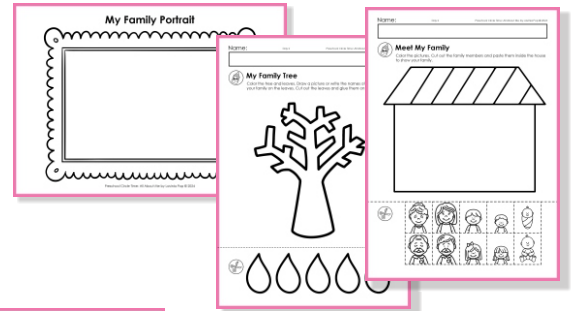
Day 1: My Name and My Body

- **Lesson Activity:** My Body Portrait
- *Additional Activity:* How I Write My Name
- *Additional Activity:* How I Grow Up (boy & girl)
- *Additional Activity:* Clothes and Body Part Match




Day 2: My Family

- **Lesson Activity:** My Body Portrait
- *Additional Activity:* My Family Tree
- *Additional Activity:* Meet My Family



Day 3: My Feelings

- *Additional Activity:* Emotions Match




Day 4: My Favorite Things


- **Lesson Activity:** Favorite Color | Fruit Graph
- *Additional Activity:* Favorite Color
- *Additional Activity:* Favorite Toys
- *Additional Activity:* Favorite Animals
- *Additional Activity:* Favorite Food

What is your favorite fruit?

What is your favorite color?



Lavinia




Day 5: Friends

- *Additional Activity:* Good Friends



My Body Portrait



Name:









Day 4

Preschool Circle Time: All About Me by Lavinia Pop © 2024



My Favorite Toys

Color all the toys you like to play with.



Additional Resources

20 all about me CENTER ACTIVITIES

Lavinia Pop

All About Me PRESCHOOL WORKSHEETS & ACTIVITIES

Lavinia Pop

all about me BOOK

Lavinia Pop

name practice EDITABLE PDF.

I can write my name!

Paste it:

Trace it:

Lavinia

a L i n i a v

Lavinia Pop

my family WORD WALL

large classroom cards | word lists for folders | word work pages

My Family

cousin
mother
grandma
sister

Lavinia Pop

emotions WORD WALL

large classroom cards | word lists for folders | word work pages

Emotions

angry
confused
excited
sad

Lavinia Pop

parts of my body LEARNING FOLDER

I know the parts of my body.

head, hair, neck, hand, stomach, foot, toes, leg, shoulder, fingers

Lavinia Pop

body parts CARD GAME

19 body parts | 7 organs

I have the 1st card...

Who has?

Lavinia Pop

colors FLIP BOOKS

two recording pages included for each flip book

I see a green frog.

I see a green cactus.

Lavinia Pop

let's connect!



Kinder-Resources.com



facebook.com/KinderResources



instagram.com/lavinipop_kinder_resources



pinterest.com/lavinipop

Additional Resources

20 all about me CENTER ACTIVITIES

Lavinia Pop

All About Me PRESCHOOL WORKSHEETS & ACTIVITIES

Lavinia Pop

all about me BOOK

Lavinia Pop

name practice EDITABLE PDF.

I can write my name!

Paste it:

Trace it:

Lavinia

a L i n i a v

Lavinia Pop

my family WORD WALL

large classroom cards | word lists for folders | word work pages

My Family

Lavinia Pop

emotions WORD WALL

large classroom cards | word lists for folders | word work pages

Emotions

Lavinia Pop

parts of my body LEARNING FOLDER

I know the parts of my body

Lavinia Pop

body parts CARD GAME

19 body parts | 7 organs

I have the 1st card...

Who has?

Lavinia Pop

colors FLIP BOOKS

two recording pages included for each flip book

I see a green frog.

I see a green tree.

I see a green lizard.

I see a green dragon.

I see a green cactus.

Lavinia Pop

let's connect!



Kinder-Resources.com



facebook.com/KinderResources



instagram.com/lavinipop_kinder_resources



pinterest.com/lavinipop