

fall animals

CIRCLE TIME

5
LESSONS

circle time plan | original song | activities | printables

Day 2 Act

Print on brown paper and cut out. Alternatively, glue leaves on the bottom part of the worksheet.

Name: _____

Size Order

Cut and paste the three bears in order.

big	medium	small

Day 4 Activity: Deer Antlers

Print on cardboard and cut out. Children will color the antlers, and then fit around the child's head.

Name: _____

Tracing Lines

Trace the lines below.

Tracing a Hedgehog

Trace the lines and color the hedgehog.

Name: _____

Night and Day Matching

Draw lines to match the day pictures with the sun. Draw lines to match the night pictures with the moon.

5 Autumn Animal Parade

The bear in the woods goes growl, growl, growl, Growl, growl, growl, growl, growl, growl.

4 Autumn Animal Parade

The deer in the woods goes leap, leap, leap, Leap, leap, leap.

3 Autumn Animal Parade

The hedgehog in the leaves goes curl, curl, curl, Curl, curl, curl.

2 Autumn Animal Parade

The owl in the tree goes hoot, hoot, hoot.

1 Autumn Animal Parade

The squirrel in the tree goes run, run, run, Run, run, run, run, run, run, The squirrel in the tree goes run, run, run, All through the fall!

Circle Time Props

Print, laminate and cut out. If using on a fall board, attach velcro to the back of each piece. If using on a white board, attach magnetic strips to the back of each piece.

Printable magnetic cookies and attach to craft sticks for children to use (optional).

Fall Animals

Day 1: Squirrels

Children will learn how squirrels gather food in the fall to prepare for winter.

Introduction

"Today, we're going to learn about squirrels in the fall. Squirrels are very busy gathering food for the winter. Have you ever seen a squirrel running around with a nut? Let's find out what they do!"

Song

The squirrel the beagoneer, run, run, Run, run, run, run, run, The squirrel the beagoneer, run, run, All through the fall.

Action & Props Children can hold the props while they pretend to run like squirrels.

Read Aloud & Discussion

Book: "The Busy Little Squirrel" by Nancy Tafel

Before Reading: "This book is all about a little squirrel that is too busy to sit around and 'let' use what keeps him so busy in the fall!"

After Reading: "How was the squirrel so busy? What do you think the squirrel does with all the food it gathers?" Discuss how squirrels prepare for the winter.

Activity

Materials: Activity 1: Thinking

Activity: Hide the printed nuts around the room and have children how squirrels collect and hide food for winter. (Children collect nuts, seeds, and other food in the fall to store for winter when food becomes scarce. They hide it in holes, tree trunks, or under stones, a process called "hoarding." With their great memory, they usually find their food in winter, and sometimes they forget, and these hidden seeds can grow into new plants. This helps them survive through the cold months!)

Extension: Let children count their nuts at the end and sort them by size or color.

Squirrels

Squirrels spend the fall collecting nuts, seeds, and acorns to store for winter when it's harder to find food. They hide their food in the ground, under leaves, or in trees. They can remember where most of their food is hidden, but sometimes they forget, and the seeds grow into new plants. Their big, bushy tails help them balance and keep warm.

Fall Animals

PRESCHOOL CIRCLE TIME

5 lesson plans | original song | activities | printables

Day 2 Act
Print on brown paper and cut out. Alternating glue leaves on the bottom part of the owl to make a bear.

Size Order
Cut and paste the three bears in order.

big	medium	small
-----	--------	-------

Day 4 Activity: Deer Antlers
Print on cardboard and cut out. Children will color the antlers, and then glue them on the child's head.

Tracing Lines
Trace the lines below.

Tracing a Hedgehog
Trace the lines and color the hedgehog.

Night and Day Matching
Draw lines to match the day pictures with the night pictures.

5 Autumn Animal Parade
The bear in the woods goes growl, growl, growl, Growl, growl, growl, growl, growl, growl, The bear in the woods goes growl, growl, growl, All through the fall!

4 Autumn Animal Parade
The deer in the woods goes leap, leap, leap, Leap, leap, leap, leap, leap, leap, The deer in the woods goes leap, leap, leap, All through the fall!

3 Autumn Animal Parade
The hedgehog in the leaves goes curl, curl, curl, Curl, curl, curl, curl, curl, curl, The hedgehog in the leaves goes curl, curl, curl, All through the fall!

2 Autumn Animal Parade
The owl in the tree goes hoot, hoot, hoot, Hoot, hoot, hoot, hoot, hoot, hoot, The owl in the tree goes hoot, hoot, hoot, All through the fall!

1 Autumn Animal Parade
The squirrel in the tree goes run, run, run, Run, run, run, run, run, run, The squirrel in the tree goes run, run, run, All through the fall!

Circle Time Props
Print, laminate and cut out. If using on a felt board, attach velcro to the back of each piece. If using on a white board, attach magnetic strips to the back of each piece. Printable available online and attach to each stick for children to use (optional).

Fall Animals
Day 1: Squirrels
Children will learn how squirrels gather foods in the fall to prepare for winter.

Introduction
"Today we're going to learn about squirrels in the fall. Squirrels are very busy gathering food for the winter. Have you ever seen a squirrel foraging around with a nut? Let's find out what they do!"

Song
The squirrel in the tree goes run, run, run, Run, run, run, run, run, The squirrel in the tree goes run, run, run, All through the fall.

Action & Props Children can hold the props while they pretend to run like squirrels.

Read Aloud & Discussion
Book: "The Busy Little Squirrel" by Nancy Fulfer

Before Reading: "This book is all about a little squirrel that is too busy to sleep and play. Let's see what keeps him busy in the fall!"

After Reading: "Why was the squirrel so busy? What do you think the squirrel does with all the food it gathers?" Discuss how squirrels prepare for the winter.

Activity
Material: Activity 1 (Printables)

Activity: Hide the printed nuts around the room and have children pretend to be squirrels, gathering as many nuts as they can. Discuss how squirrels collect and hide food for winter. (Squirrels collect nuts, seeds, and other food in the fall to store for winter when it's harder to find food. They hide it in holes, tree bark, or under leaves, or in places called "hoards." With their great memory, they usually find their food in winter. But sometimes they forget, and those hidden seeds can grow into new plants. This helps them survive through the cold months.)

Extension: Let children count their nuts of the end and sort them by size or color.

Squirrels
Squirrels spend the fall collecting nuts, seeds, and acorns to store for winter when it's harder to find food. They hide their food in the ground, under leaves, or in trees. They can remember where most of their food is hidden, but sometimes they forget, and the seeds grow into new plants. Their big, bushy tails help them balance and keep warm.

Thank you for downloading this product; I hope you will enjoy using it and that it will be a valuable resource for you! I value your feedback, so please don't hesitate to contact me if you have any concerns whatsoever as I will endeavour to address them. And if you like what I've done, please let me know by leaving feedback at my online store :)

Lavinia

lavinia@kinder-resources.com

ILLUSTRATIONS Kari Bolt, Erin Colleen Design, Little Red, Whimsy Clips, PartyHead Graphics, Ramona Majdis, Zip-a-Dee-doo-dah-Designs, Bunny on a Cloud, Krista Wallden - Creative Clips, Creating4 the Classroom, Rainbow Sprinkle Studio - Sasha Mitten, First Class Clipart, ClipArtisan, Muggy Studio

[teacherspayteachers.com/Store/Kari-Bolt](https://www.teacherspayteachers.com/Store/Kari-Bolt) [teacherspayteachers.com/Store/Erin-Colleen-Design](https://www.teacherspayteachers.com/Store/Erin-Colleen-Design)
[teacherspayteachers.com/Store/Littlered](https://www.teacherspayteachers.com/Store/Littlered) [teacherspayteachers.com/Store/Whimsy-Clips](https://www.teacherspayteachers.com/Store/Whimsy-Clips) [teacherspayteachers.com/Store/Partyhead-Graphics](https://www.teacherspayteachers.com/Store/Partyhead-Graphics)
[teacherspayteachers.com/Store/Ramona-Majdis](https://www.teacherspayteachers.com/Store/Ramona-Majdis) [teacherspayteachers.com/Store/Zip-a-dee-doo-dah-Designs](https://www.teacherspayteachers.com/Store/Zip-a-dee-doo-dah-Designs)
[teacherspayteachers.com/Store/Bunny-On-A-Cloud](https://www.teacherspayteachers.com/Store/Bunny-On-A-Cloud) [teacherspayteachers.com/Store/Krista-Wallden-Creative-Clips](https://www.teacherspayteachers.com/Store/Krista-Wallden-Creative-Clips)
[teacherspayteachers.com/Store/Creating4-The-Classroom](https://www.teacherspayteachers.com/Store/Creating4-The-Classroom) [teacherspayteachers.com/Store/Rainbow-Sprinkle-Studio-Sasha-Mitten](https://www.teacherspayteachers.com/Store/Rainbow-Sprinkle-Studio-Sasha-Mitten)
[teacherspayteachers.com/Store/First-Class-Clipart](https://www.teacherspayteachers.com/Store/First-Class-Clipart) [etsy.com/au/shop/ClipArtisan](https://www.etsy.com/au/shop/ClipArtisan) [teacherspayteachers.com/Store/Muggy-Studio](https://www.teacherspayteachers.com/Store/Muggy-Studio)

This packet contains Images used under license from Shutterstock.com

FONTS [schoolfonts.com.au](https://www.schoolfonts.com.au) [teacherspayteachers.com/Store/Kimberly-Geswein-Fonts](https://www.teacherspayteachers.com/Store/Kimberly-Geswein-Fonts)
[teacherspayteachers.com/Store/Ramonam-Graphics](https://www.teacherspayteachers.com/Store/Ramonam-Graphics)

PRINTING TIP This resource has been designed for printing on A4-sized paper. If you are printing on a different size, select "shrink to printable area" or "print to fit page" (or a similar option) in order for the contents of this unit to print correctly.

Copyright ©2024 by Lavinia Pop - All rights reserved by author.

Purchase of this item entitles the purchaser the right to reproduce the pages for personal and classroom use. Duplication for other classes, an entire school or commercial purposes is strictly prohibited without written permission from the author. Minor editing is permitted only for personal use, however the document remains under copyright even when edited. Posting this item in whole or in part on the Internet in any form is strictly prohibited and is a violation of the Digital Millennium Copyright Act (DMCA).

Please be fair and don't share! If you are not the original purchaser of this file, please visit my store to purchase a copy. [Kinder-Resources.com](https://www.Kinder-Resources.com)

let's connect!



[Kinder-Resources.com](https://www.Kinder-Resources.com)



facebook.com/KinderResources



instagram.com/laviniapop_kinder_resources



pinterest.com/laviniapop

Introduction

Discover the wonders of autumn with the "Fall Animals" Circle Time pack! This engaging set is designed to introduce preschoolers to the fascinating world of fall animals through vibrant, interactive materials. Featuring lively songs, informative posters, and hands-on activities, this product offers a fun and educational experience. Perfect for circle time, it helps young learners explore the behaviors, habitats, and unique characteristics of fall animals while celebrating the season's beauty.

What's Included:

1. Detailed Circle Time plans

Each day of the week is planned with a structured circle time agenda that includes:

- *Introduction:* A brief and captivating introduction to the daily theme, setting the stage for the day's activities.
- *Song:* A fun and educational song related to the daily theme, designed to engage children and reinforce learning through music and movement.
- *Read aloud and discussion:* A carefully selected picture book paired with thought-provoking discussion questions to enhance comprehension and encourage interaction.
- *Activities:* Creative and hands-on activities that complement the day's theme, fostering gross and fine motor skills, creativity, and critical thinking.

2. Posters and props

Enhance Circle Time with visual and tactile aids:

- *Posters:* Vibrant posters featuring the lyrics and illustrations for each daily song, making it easy for children to follow along and participate. The product also includes non-fiction posters, providing educational content alongside the fun.
- *Props:* Printable props related to each song and theme help bring the songs and stories to life and engage children in interactive play.

3. Printables for all activities:

Not all days include activities that require printables. However, optional printables are included for each day if you would like to use them. They include:

- Group activity printables
- Worksheets
- Craft templates

Why You'll Love This Resource:

- **Comprehensive and convenient learning:** A complete week of themed learning activities and resources in one packet.
- **Easy to use:** Detailed plans, printables, and props make it straightforward to create a dynamic and engaging circle time experience.
- **Educational and entertaining:** Each component is designed to be both educational and fun, keeping children excited and involved.

Happy Teaching :)

Fall Animals

	Objective	Read Aloud	Activity
Day 1	Children will learn how squirrels gather food in the fall to prepare for winter.	<p>Book: "The Busy Little Squirrel" by Nancy Tafuri</p> <p>Discussion: Why the squirrel in the story was busy. How squirrels gather food to prepare for winter.</p>	<p>Nut Hunt Hide the printed nuts around the room and have children pretend to be squirrels, gathering as many nuts as they can.</p> <p>Materials: Activity 1 Printables</p>
Day 2	Children will discover how owls hunt at night during the fall season.	<p>Book: "Owl Babies" by Martin Waddell</p> <p>Discussion: How the owl babies might have felt when their mother was away. Why owls hunt at night in the fall.</p>	<p>Owl Craft Collect autumn leaves. Children will glue the leaves onto the owl for feathers, add googly eyes.</p> <p>Materials: Owl Craft printable, leaves, large googly eyes, glue, scissors.</p>
Day 3	Children will understand how hedgehogs prepare to hibernate during the fall.	<p>Book: "The Very Helpful Hedgehog" by Rosie Wellesey</p> <p>Discussion: What the hedgehog learned in the story. Why hedgehogs curl up when scared, and how they prepare for winter.</p>	<p>Hedgehog Clothes Pin Craft Children will paint the hedgehog and clip clothes pins along the back to create spikes.</p> <p>Materials: Hedgehog Printable, paint, paintbrushes, wooden clothes pins</p>
Day 4	Children will explore how deer gather food and prepare for winter in the fall.	<p>Book: "Little Deer Lost" by Janet Bingham</p> <p>Discussion: How the little deer found its way back. Where deer live, what they eat in the fall, how they get ready for winter.</p>	<p>Deer Antler Headband Craft Children will cut and color the antler templates, and attach the antlers to a brown paper strip to create a headband.</p> <p>Materials: Antler Printable, crayons, fall-colored paper scraps</p>
Day 5	Children will learn how bears prepare for hibernation during the fall.	<p>Book: "Bear Snores On" by Karma Wilson</p> <p>Discussion: Why bear slept through the party. How bears eat a lot in the fall to prepare for hibernation.</p>	<p>Bear Cave Creation Set up a "bear cave" using blankets and chairs, let children pretend to be bears gathering pretend food.</p> <p>Materials: Printable bear cave sign, printable or plastic toy food</p>

Fall Animals

Day 1: Squirrels

Children will learn how squirrels gather food in the fall to prepare for winter.

Introduction

"Today, we're going to learn about squirrels! In the fall, squirrels are very busy gathering food for the winter. Have you ever seen a squirrel running around with a nut? Let's find out what they do!"

Song

The squirrel in the tree goes run, run, run,
Run, run, run, run, run, run,
The squirrel in the tree goes run, run, run,
All through the fall!

Action & Props: Children can hold the props while they pretend to run like squirrels.




Read Aloud & Discussion

Book: "The Busy Little Squirrel" by Nancy Tafuri

Before Reading: "This book is all about a little squirrel that is too busy to stop and play. Let's see what keeps him so busy in the fall!"

After Reading: "Why was the squirrel so busy? What do you think the squirrel does with all the food it gathers?" Discuss how squirrels prepare for the winter.



Activity

Nut Hunt

Materials: Activity 1 Printables

Activity: Hide the printed nuts around the room and have children pretend to be squirrels, gathering as many nuts as they can. Discuss how squirrels collect and hide food for winter. (Squirrels collect nuts, seeds, and other food in the fall to store for winter when food is scarce. They hide it in holes, tree bark, or under leaves, a process called "caching." With their great memory, they usually find their food in winter, but sometimes they forget, and those hidden seeds can grow into new plants. This helps them survive through the cold months.)

Extension: Let children count their nuts at the end and sort them by size or color.





Autumn Animal Parade



The squirrel in the tree goes

run, run, run,

Run, run, run,

run, run, run,

The squirrel in the tree goes

run, run, run,

All through the fall!



Fall Animals

Printables

This section includes all the necessary printables for the lessons, along with additional pages. You can use these printables as outlined in the lesson plan or on different days, depending on your needs.

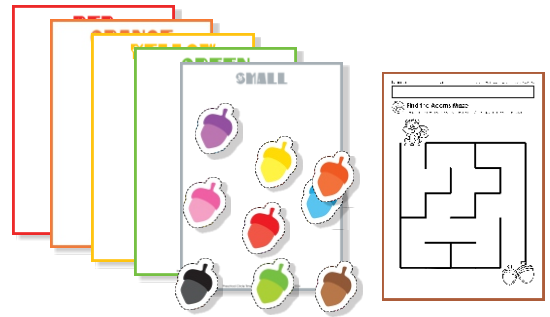
All Week

- Non-Fiction Posters (set of 5)
- Fall Animal Matching Cards (set of 6)



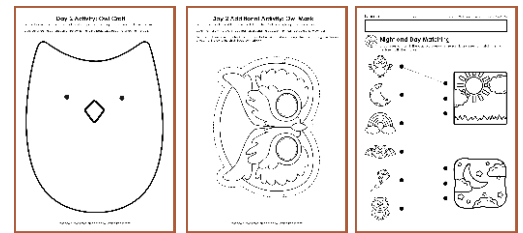
Day 1:

- **Lesson Activity:** Nut Hunt Printables
- *Additional Activity:* Find the Acorns Maze



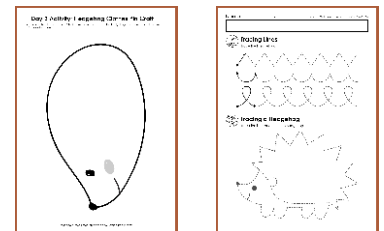
Day 2:

- **Lesson Activity:** Owl Craft
- *Additional Activity:* Owl Mask
- *Additional Activity:* Night and Day Matching



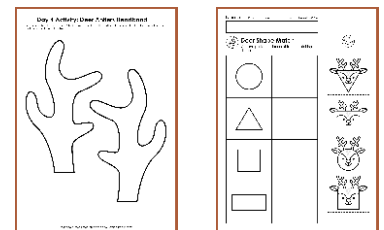
Day 3:

- **Lesson Activity:** Hedgehog Clothes Pin Craft
- *Additional Activity:* Tracing Lines and Hedgehog



Day 4:

- **Lesson Activity:** Deer Antlers Headband
- *Additional Activity:* Deer Shape Match



Day 5:

- **Lesson Activity:** Bear Cave Sign and Food
- *Additional Activity:* Size Order





Squirrels

Squirrels spend the fall collecting nuts, seeds, and acorns to store for winter when it's harder to find food. They hide their food in the ground, under leaves, or in trees. They can remember where most of their food is hidden, but sometimes they forget, and the seeds grow into new plants. Their big, bushy tails help them balance and keep warm.

Day 1 Activity: Nut Hunt Medium Size

Print, laminate and cut out. Printable multiple copies.

If sorting by size and color, print the next few of sorting mats. The sorting mats can be used to sort other items from your classroom.



RED

RANGE

YELLOW

Name:



Day 1

Preschool Circle Time: Fall Animals by Lavinia Pop © 2024



Find the Acorns Maze

Help the squirrel find its way to the acorns. Draw a path through the maze.



Additional Resources

Autumn

seeds
buds
flower
apple

one
two
three
four

A
a

red

P

autumn

15 printable activities for Preschool and Kindergarten

CENTER ACTIVITIES

yellow

three

P

Lavinia Pop

autumn

15 printable activities for Preschool and Kindergarten

CENTER ACTIVITIES

4

one
two
three
four

P

Lavinia Pop

Autumn PRESCHOOL

worksheets & activities

Autumn
PRESCHOOL
worksheets & activities

Aa
apple

apple

P

Lavinia Pop

Autumn PRESCHOOL

worksheets & activities

Bb
barn

barn

Autumn
PRESCHOOL
worksheets & activities

P

Lavinia Pop

Autumn PRESCHOOL

worksheets & activities

Cc
corn

corn

Autumn
PRESCHOOL
worksheets & activities

and

P

Lavinia Pop

September CALENDAR CARDS

cards for: September, Summer & Autumn, days of the week, numbers 1-31

Autumn

September

MON

SUN

Monday

Sunday

1
2
3
4

P

Lavinia Pop

September

16 fine motor printable activities

MORNING TUBS

September

MORNING TUBS

P

Lavinia Pop

autumn

WORD WALL

large classroom cards | word lists for folders | word work pages

autumn

WORD WALL

large classroom cards | word lists for folders | word work pages

alphabetical order

1
2
3
4
5
6
7
8

rake
scarecrow
apple
yellow

P

Lavinia Pop

let's connect!



Kinder-Resources.com



facebook.com/KinderResources



instagram.com/lavinipop_kinder_resources



pinterest.com/lavinipop