

Farm

PRESCHOOL

WORKSHEETS & ACTIVITIES

By Lavinia Pop © 2014

Counting on the FARM

Name: _____

Down on the FARM

Name: _____

Name: _____

Patterns AB
Cut and paste the pictures in the empty boxes to complete each pattern.

Trace the number 1

Circle the number 1

Name: _____

Write the missing numbers.

1	2	3		5
	7	8	9	10

Name: _____

Pre-Writing Practice
Trace along each path to get the animals into the barn.

Name: _____

Mixed Beginning Sounds 1
Color the correct beginning sound.

	(r)		(p)
	(y)		(j)
	(o)		(m)
	(a)		(c)
	(c)		(k)

Name: _____

Write the missing numbers.

1		3	4	
6	7	8		10

Name: _____

Beginning Sounds Bb
Cut and paste to show which pictures begin with the same sound as...

barn

Name: _____

Addition 1

+ = _____	+ = _____
+ = _____	+ = _____
+ = _____	+ = _____
= _____	+ = _____



Thank you for downloading this product; I hope you will enjoy using it and that it will be a valuable resource for you! I value your feedback, so please don't hesitate to contact me if you have any concerns whatsoever as I will endeavour to address them. And if you like what I've done, please let me know by leaving feedback at my online store :)

Lavinia

lavinia@kinder-resources.com

ILLUSTRATIONS Kari Bolt, Little Red, Hidesy's Clipart, Dancing Crayon Designs, Whimsy Clips, PartyHead Graphics, Ramona Majdis, Zip-a-Dee-doo-dah-Designs, Bunny on a Cloud, Krista Wallden - Creative Clips, Creating4 the Classroom, Rainbow Sprinkle Studio - Sasha Mitten, First Class Clipart, Erin Colleen Design

teacherspayteachers.com/Store/Kari-Bolt teacherspayteachers.com/Store/Littered teacherspayteachers.com/Store/Hidesys-Clipart
dancingcrayon.com teacherspayteachers.com/Store/Whimsy-Clips teacherspayteachers.com/Store/Partyhead-Graphics
teacherspayteachers.com/Store/Ramona-Majdis teacherspayteachers.com/Store/Zip-a-dee-doo-dah-Designs
teacherspayteachers.com/Store/Bunny-On-A-Cloud teacherspayteachers.com/Store/Krista-Wallden-Creative-Clips
teacherspayteachers.com/Store/Creating4-The-Classroom teacherspayteachers.com/Store/Rainbow-Sprinkle-Studio-Sasha-Mitten
teacherspayteachers.com/Store/First-Class-Clipart teacherspayteachers.com/Store/Erin-Colleen-Design

This packet contains Images used under license from Shutterstock.com

FONTS schoolfonts.com.au teacherspayteachers.com/Store/Kimberly-Geswein-Fonts
teacherspayteachers.com/Store/Ramonam-Graphics

PRINTING TIP This resource has been designed for printing on A4-sized paper. If you are printing on a different size, select "shrink to printable area" or "print to fit page" (or a similar option) in order for the contents of this unit to print correctly.

Copyright © 2014 by Lavinia Pop - All rights reserved by author.

Purchase of this item entitles the purchaser the right to reproduce the pages for personal and classroom use. Duplication for other classes, an entire school or commercial purposes is strictly prohibited without written permission from the author. Minor editing is permitted only for personal use, however the document remains under copyright even when edited. Posting this item in whole or in part on the Internet in any form is strictly prohibited and is a violation of the Digital Millennium Copyright Act (DMCA).

Please be fair and don't share! If you are not the original purchaser of this file, please visit my store to purchase a copy. Kinder-Resources.com

let's connect!



Kinder-Resources.com



facebook.com/KinderResources



instagram.com/laviniapop_kinder_resources



pinterest.com/laviniapop

INTRODUCTION

This book offers a versatile collection of 36 worksheets and activities designed for use with children in Preschool and Kindergarten. Perfect for whole class lessons, small groups, centers, early finisher work, or even homework, the activities cover essential literacy and math skills in a fun, farm-themed setting.

Contents and Directions for Use:

Pre-writing Practice Page

Children trace lines from left to right to enhance pre-writing skills.

Missing Letters 1 (Uppercase)

Children cut and paste the letters from the bottom of the page to complete the uppercase alphabet sequence.

Missing Letters 2 (Lowercase)

Children cut and paste the letters from the bottom of the page to complete the lowercase alphabet sequence.

Apple Alphabet Match (6 pages)

Children color or use dot paints to show which apple lower case letter matches the uppercase letter on the barrel.

Beginning Sounds A-Z

Children sound out the words and determine if they begin with the focused letter, pasting them under "yes" or "no."

Farm Mixed Beginning Sound Dot It! (4 pages)

Children use dot paints or color the correct circle to identify the beginning sound.

Alphabet Booklet "ABCs on the Farm"

Children create a farm-themed alphabet book. Tasks include tracing upper and lower case letters and tracing a word that begins with that letter. A picture of that word is also included for children to color in.

Farm Syllables

Children color the number of syllables for each word.

Farm Rhyming Cut and Paste

Children match pictures by cutting and pasting rhyming pairs.

Hen and Coop Word Families (an/en, ig/op)

Children sort words into the correct word family by cutting and pasting.

Apple and Barrel Sight Word Match (8 pages)

Children color the apple with the sight word that matches the one on the apple barrel.

Farm Build-a-Word Vocabulary Booklet

Children trace and build words using letter tiles included in the booklet.

How Many Words in a Sentence Farm Theme (2 versions)

Children count the words in each sentence, with counting dots available for support.

On the Farm Sentence and Picture Match

Children read each sentence. Then they cut and paste the picture that corresponds with the sentence.

Down on the Farm Emergent Reader (Color and B&W)

Children color, read, and complete a comprehension sheet for this fun farm reader.

Which Picture is Different Farm Theme

Children identify which of 5 pictures is different.

Farm Color by Number (2 pages)

Children color pictures based on a number code.

Counting on the Farm Booklet (1-10)

Children trace numbers, find them among others, and count and color farm objects to represent the amount.

Farm Counting (2 pages)

Children count pictures and color the circle with the correct number.

Farm Count and Write

Children count items and write the corresponding number.

Apples Ten Frame Match

Children match numbers to ten frames by cutting and pasting.

Farm Animals Counting Groups

Children cut and paste the farm animal groups next to the matching numbers.

Farm Number Order (2 pages)

Children arrange numbers in order to reveal hidden pictures

Apple Missing Numbers Cut and Paste (2 pages)

Children cut and paste the apples to complete each number sequence.

On the Farm Missing Numbers (3 pages)

Children write the missing numbers to complete all the number sequences.

Chicken to Coop Number Maze 1-20

Children color the path from 1-20 to help the chicken get to its coop.

Count and Graph to 5 (2 pages)

Children count the pictures and represent how many on the graph.

Farm Which Group Has More

Children identify which group has more objects.

Addition with Farm Pictures (2 pages)

Children use the pictures to solve the equation.

Making 10 with Apple Ten Frame

Children use ten frames to show how many more are needed to make 10.

Farm Animals Non Standard Measurement (2 pages)

Children measure pictures using printable or real counting cubes.

Sorting Animals and Plants

Children sort pictures into the categories of animals or plants.

Farm Weight

Children color to show which object is heavier.

Farm Positional Words (under/on/in front/behind)

Children color the correct positional picture.

2D Shape Sorting:

Children sort shapes by cutting and pasting them into the correct section.

Cut and Paste Patterns (AB, ABB, ABC):

Children complete patterns by cutting and pasting pictures to complete each sequence.












Happy Teaching :)

Name: _____



Pre-Writing Practice

Trace along each path to get the animals into the barn.











Name:











Alphabet Match 1





Match the capital letter on the baskets to the correct lowercase letter on the apples.

			
---	---	--	---

			
--	--	---	--

			
---	---	--	---

			
---	---	--	---


			
---	---	--	---

Name:







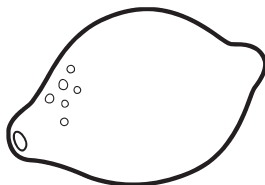



Beginning Sounds Cc

Cut and paste to show which pictures begin with the same sound as...




cat



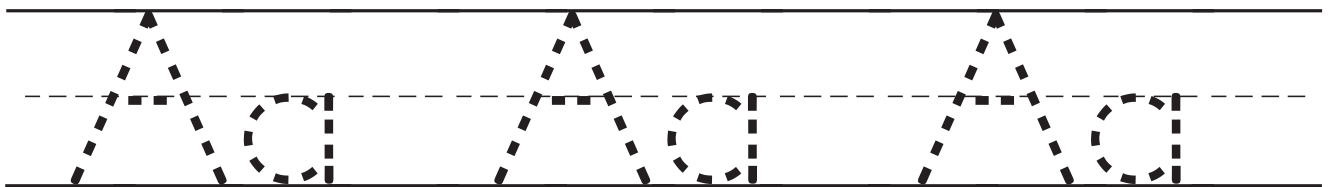


ABCs on the FARM


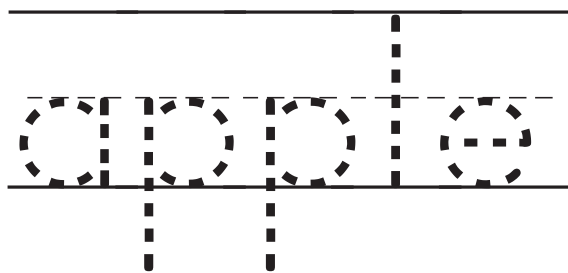


Name: _____

Trace the letter Aa.



Trace the word.




Name: _____




Word Families 1

Cut and paste the hens under the correct word family coop.






-an

--	--	--



-en

--	--	--



Name:



Sight Words 1

Color the apple that matches the sight word on the barrel.

<p>and</p>	<p>we</p>	<p>a</p>	<p>and</p>
------------	-----------	----------	------------

<p>see</p>	<p>is</p>	<p>see</p>	<p>I</p>
------------	-----------	------------	----------

<p>can</p>	<p>can</p>	<p>are</p>	<p>in</p>
------------	------------	------------	-----------

<p>the</p>	<p>is</p>	<p>the</p>	<p>in</p>
------------	-----------	------------	-----------

<p>me</p>	<p>we</p>	<p>are</p>	<p>me</p>
-----------	-----------	------------	-----------


By Lavinia Pop © 2014

FARM

Build-a-Word

Name: _____

i p g



pig


--	--	--

Down on the FARM




Name: _____

By Lavinia Pop © 2014



Farmer Bob has a farm.



I see big animals on the farm.




I see little animals on the farm.

Name: _____



Reading Comprehension

Answer the questions.




Who has a farm?

- Farmer Dan
- Farmer Bob
- Farmer Brown



What is on the farm?

- big animals
- tall animals
- fat animals




What else is on the farm?

- a hat
- food
- a mat




What do I like to do when I am there?

- eat the food
- help
- play with the animals

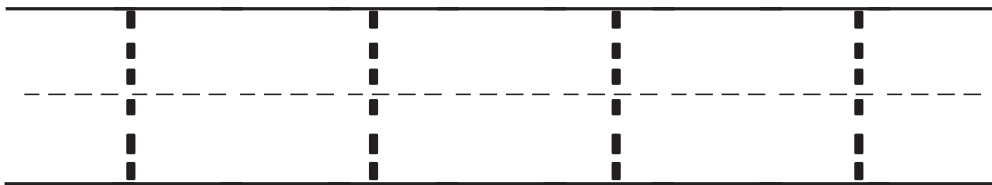


Counting on the FARM

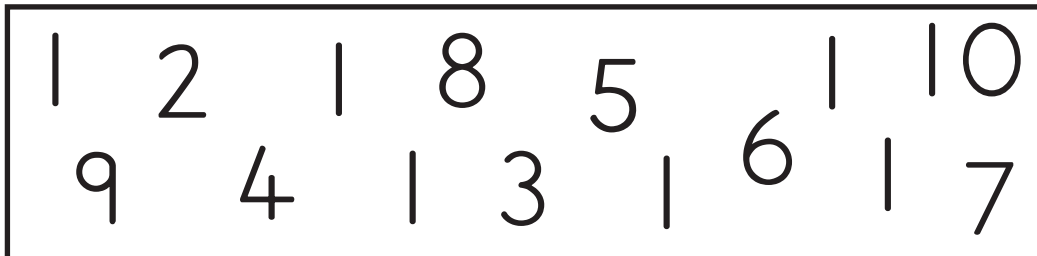


Name: _____


Trace the number 1



Circle the number 1



Color 1 barn



























Name: _____




Counting 1

Count and color the number to show how many.


Name: _____

--



Write the missing numbers.

1	2	3		5
	7	8	9	10



Write the missing numbers.

1		3	4	
6	7	8		10




Write the missing numbers.

	2		4	5
6	7		9	


Name: _____




Addition 1




$$\underline{\quad} + \underline{\quad} = \underline{\quad}$$



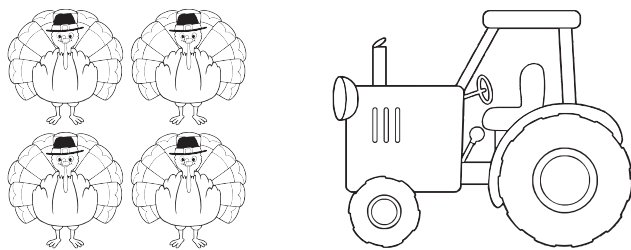
$$\underline{\quad} + \underline{\quad} = \underline{\quad}$$




$$\underline{\quad} + \underline{\quad} = \underline{\quad}$$




$$\underline{\quad} + \underline{\quad} = \underline{\quad}$$




$$\underline{\quad} + \underline{\quad} = \underline{\quad}$$



$$\underline{\quad} + \underline{\quad} = \underline{\quad}$$



$$\underline{\quad} + \underline{\quad} = \underline{\quad}$$




$$\underline{\quad} + \underline{\quad} = \underline{\quad}$$

Name:

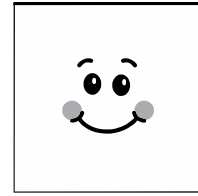


Shapes

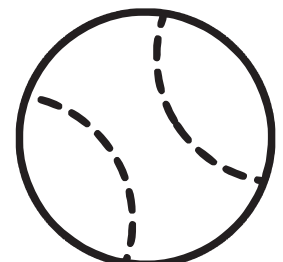



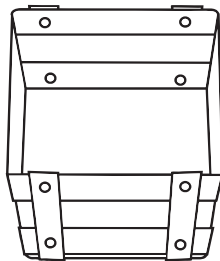

Cut and paste the pictures in the correct shape category.



circle



square



Name: _____



Patterns AB

Cut and paste the pictures in the empty boxes to complete each pattern.

