


Word Families

Read~Match~Write



Name: _____

ap

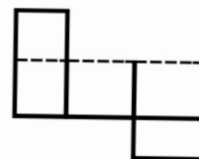
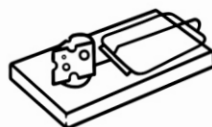


Read the words below. Draw a line to match each word to the correct picture.

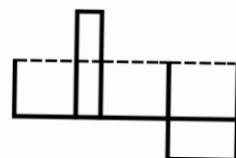
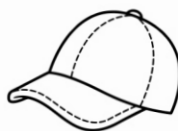


Write the words in the matching boxes. Draw a line to match each picture to the correct box.

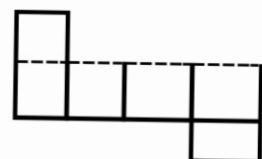
cap



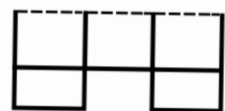
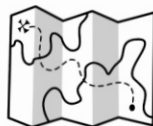
tap



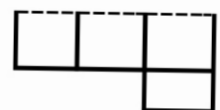
gap



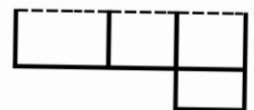
trap



map



clap



Word Families by Lavinia Pop © 2012

Thank you for downloading this product; I hope you will enjoy using it and that it will be a valuable resource for you! I value your feedback, so please don't hesitate to contact me if you have any concerns whatsoever as I will endeavour to address them. And if you like what I've done, please let me know by leaving feedback at my online store :)

Lavinia

lavinia@kinder-resources.com

ILLUSTRATIONS Kari Bolt, Little Red, Hidesy's Clipart, Dancing Crayon Designs, Whimsy Clips, PartyHead Graphics, Ramona Majdis, Zip-a-Dee-doo-dah-Designs, Bunny on a Cloud, Krista Wallden - Creative Clips, Creating4 the Classroom, Rainbow Sprinkle Studio - Sasha Mitten, First Class Clipart, Erin Colleen Design

[teacherspayteachers.com/Store/Kari-Bolt](https://www.teacherspayteachers.com/Store/Kari-Bolt) [teacherspayteachers.com/Store/Littered](https://www.teacherspayteachers.com/Store/Littered) [teacherspayteachers.com/Store/Hidesys-Clipart](https://www.teacherspayteachers.com/Store/Hidesys-Clipart)
[dancingcrayon.com](https://www.dancingcrayon.com) [teacherspayteachers.com/Store/Whimsy-Clips](https://www.teacherspayteachers.com/Store/Whimsy-Clips) [teacherspayteachers.com/StorePartyhead-Graphics](https://www.teacherspayteachers.com/Store/Partyhead-Graphics)
[teacherspayteachers.com/Store/Ramona-Majdis](https://www.teacherspayteachers.com/Store/Ramona-Majdis) [teacherspayteachers.com/Store/Zip-a-dee-doo-dah-Designs](https://www.teacherspayteachers.com/Store/Zip-a-dee-doo-dah-Designs)
[teacherspayteachers.com/Store/Bunny-On-A-Cloud](https://www.teacherspayteachers.com/Store/Bunny-On-A-Cloud) [teacherspayteachers.com/Store/Krista-Wallden-Creative-Clips](https://www.teacherspayteachers.com/Store/Krista-Wallden-Creative-Clips)
[teacherspayteachers.com/Store/Creating4-The-Classroom](https://www.teacherspayteachers.com/Store/Creating4-The-Classroom) [teacherspayteachers.com/Store/Rainbow-Sprinkle-Studio-Sasha-Mitten](https://www.teacherspayteachers.com/Store/Rainbow-Sprinkle-Studio-Sasha-Mitten)
[teacherspayteachers.com/Store/First-Class-Clipart](https://www.teacherspayteachers.com/Store/First-Class-Clipart) [teacherspayteachers.com/Store/Erin-Colleen-Design](https://www.teacherspayteachers.com/Store/Erin-Colleen-Design)

This packet contains Images used under license from Shutterstock.com

FONTS [schoolfonts.com.au](https://www.schoolfonts.com.au) [teacherspayteachers.com/Store/Kimberly-Geswein-Fonts](https://www.teacherspayteachers.com/Store/Kimberly-Geswein-Fonts)
[teacherspayteachers.com/Store/Ramonam-Graphics](https://www.teacherspayteachers.com/Store/Ramonam-Graphics)

PRINTING TIP This resource has been designed for printing on A4-sized paper. If you are printing on a different size, select "shrink to printable area" or "print to fit page" (or a similar option) in order for the contents of this unit to print correctly.

Copyright © 2012 by Lavinia Pop - All rights reserved by author.

Purchase of this item entitles the purchaser the right to reproduce the pages for personal and classroom use. Duplication for other classes, an entire school or commercial purposes is strictly prohibited without written permission from the author. Minor editing is permitted only for personal use, however the document remains under copyright even when edited. Posting this item in whole or in part on the Internet in any form is strictly prohibited and is a violation of the Digital Millennium Copyright Act (DMCA).

Please be fair and don't share! If you are not the original purchaser of this file, please visit my store to purchase a copy. [Kinder-Resources.com](https://www.Kinder-Resources.com)

let's connect!



[Kinder-Resources.com](https://www.Kinder-Resources.com)



facebook.com/KinderResources



instagram.com/laviniapop_kinder_resources



pinterest.com/laviniapop

Introduction

Support early reading skills with the **Word Family Worksheets: Read, Match, Write**. This comprehensive set is designed for beginning and struggling readers to develop their word family recognition and writing abilities through interactive and engaging activities.

Features:

- **24 worksheets:** Each worksheet focuses on a specific word family, providing ample practice opportunities. The worksheets cover various CVC (Consonant-Vowel-Consonant) and CCVC (Consonant-Consonant-Vowel-Consonant) words.

How to Use:

1. **Read and match:** Children read the words from the left column and match them to the appropriate pictures in the middle column by drawing lines.
2. **Write the words:** Students write the matched words in the empty boxes in the right column, practicing their word formation.
3. **Final line drawing:** Draw lines from the pictures in the middle column to the corresponding written words in the right column, completing the matching process.

Educational Benefits:

- **Word family recognition:** Strengthens understanding of word families, crucial for early phonics and reading development.
- **Visual and textual association:** Enhances the ability to connect words with their meanings through picture matching.
- **Writing skills:** Provides practice in writing words correctly within designated spaces, improving spelling and word formation.

Happy Teaching :)

Word Families included


1. ab
2. ad
3. ag
4. am
5. an
6. ap
7. at
8. ed
9. en
10. et
11. id
12. ig
13. in
14. ip
15. it
16. ob
17. og
18. op
19. ot
20. ub
21. ug
22. um
23. un
24. ut

Name: _____

ap

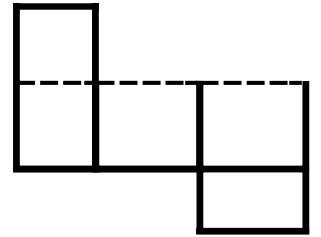



Read the words below. Draw a line to match each word to the correct picture.

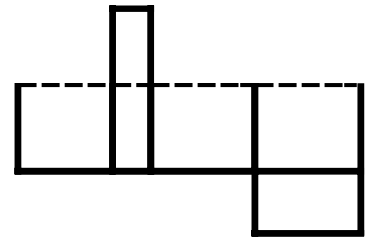



Write the words in the matching boxes. Draw a line to match each picture to the correct box.

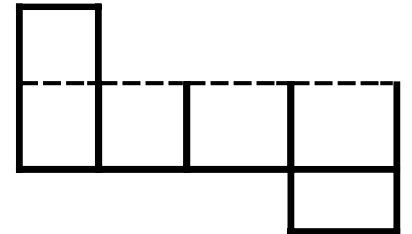

cap



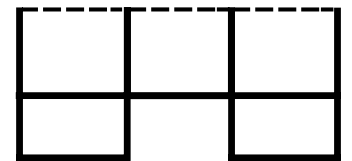
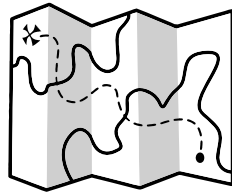
tap



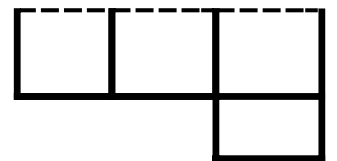
gap



trap



map



clap

