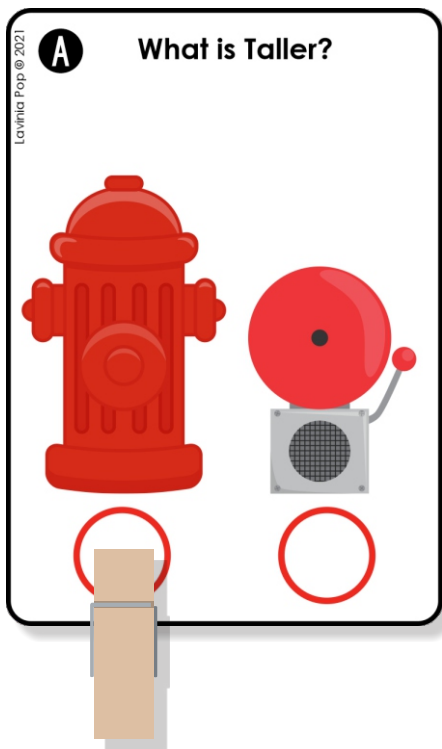


firefighter

MEASUREMENT

12 cards | recording page



Name: _____

Lavinia Pop © 2021

WHAT IS TALLER? RECORDING PAGE

Select the picture that is taller.

 A		 G	
 B		 H	
 C		 I	
 D		 J	
 E		 K	
 F		 L	



Name: Lavinia Lavinia Pop © 2021

WHAT IS TALLER? RECORDING PAGE

Select the picture that is taller.

 A		 G	
 B		 H	
 C		 I	
 D		 J	
 E		 K	
 F		 L	



Thank you for downloading this product; I hope you will enjoy using it and that it will be a valuable resource for you! I value your feedback, so please don't hesitate to contact me if you have any concerns whatsoever as I will endeavour to address them. And if you like what I've done, please let me know by leaving feedback at my online store :)

Lavinia

lavinia@kinder-resources.com

ILLUSTRATIONS Kari Bolt, Little Red, Hidesy's Clipart, Dancing Crayon Designs, Whimsy Clips, PartyHead Graphics, Ramona Majdis, Zip-a-Dee-doo-dah-Designs, Bunny on a Cloud, Krista Wallden - Creative Clips, Creating4 the Classroom, Rainbow Sprinkle Studio - Sasha Mitten, First Class Clipart, Erin Colleen Design

teacherspayteachers.com/Store/Kari-Bolt teacherspayteachers.com/Store/Littered teacherspayteachers.com/Store/Hidesys-Clipart
dancingcrayon.com teacherspayteachers.com/Store/Whimsy-Clips teacherspayteachers.com/Store/Partyhead-Graphics
teacherspayteachers.com/Store/Ramona-Majdis teacherspayteachers.com/Store/Zip-a-dee-doo-dah-Designs
teacherspayteachers.com/Store/Bunny-On-A-Cloud teacherspayteachers.com/Store/Krista-Wallden-Creative-Clips
teacherspayteachers.com/Store/Creating4-The-Classroom teacherspayteachers.com/Store/Rainbow-Sprinkle-Studio-Sasha-Mitten
teacherspayteachers.com/Store/First-Class-Clipart teacherspayteachers.com/Store/Erin-Colleen-Design

This packet contains Images used under license from Shutterstock.com

FONTS schoolfonts.com.au teacherspayteachers.com/Store/Kimberly-Geswein-Fonts
teacherspayteachers.com/Store/Ramonam-Graphics

PRINTING TIP This resource has been designed for printing on A4-sized paper. If you are printing on a different size, select "shrink to printable area" or "print to fit page" (or a similar option) in order for the contents of this unit to print correctly.

Copyright © 2021 by Lavinia Pop - All rights reserved by author.

Purchase of this item entitles the purchaser the right to reproduce the pages for personal and classroom use. Duplication for other classes, an entire school or commercial purposes is strictly prohibited without written permission from the author. Minor editing is permitted only for personal use, however the document remains under copyright even when edited. Posting this item in whole or in part on the Internet in any form is strictly prohibited and is a violation of the Digital Millennium Copyright Act (DMCA).

Please be fair and don't share! If you are not the original purchaser of this file, please visit my store to purchase a copy. Kinder-Resources.com

let's connect!



Kinder-Resources.com



facebook.com/KinderResources



instagram.com/laviniapop_kinder_resources



pinterest.com/laviniapop

INTRODUCTION

Engage young learners in height comparison with the **Firefighter Measurement: What is Taller? activity!** This fun, hands-on resource helps children develop early math skills by determining which of two objects is taller, all within a firefighter theme.

What's Included:

- **12 What is Taller? cards:** Each card displays two firefighter related objects for comparison.
- **Recording page:** Children record their answers by selecting the taller object from the two.

How to Use:

- **Materials needed:** Clothes pins, pegs, or clips.
- **Setup:** Print, laminate, and cut out the cards for durability. Prepare recording pages for each child.
- **Activity:** Children examine each card, compare the two objects, and clip a peg on the taller one. Afterward, they record their answers by marking the correct picture on the recording page.

Educational Benefits:

- **Comparison skills:** Strengthens children's ability to compare objects and understand height differences.
- **Math vocabulary:** Reinforces the concept of "taller" and develops early measurement vocabulary.


Ideal for math centers, small group activities, or independent practice, this activity adds excitement to early math exploration with a firefighter twist.

Happy Teaching! :)

WHAT IS TALLER?

I can


- 1 Look at the two objects on my card.
- 2 Determine the taller object and clip a peg under it.
- 3 Record my work.



Lavinia Pop © 2021

FIRE SAFETY





What is Taller?



Lavinia Pop © 2021



A

What is Taller?





B

What is Taller?



C

What is Taller?



D

What is Taller?

