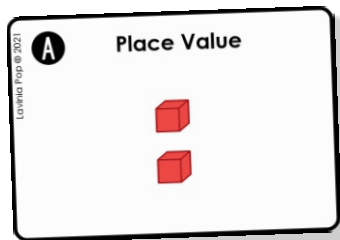


firefighter

PLACE VALUE

20 cards with base ten blocks | recording page



Name: _____

Lavinia Pop © 2021

FLIP & COVER PLACE VALUE

Write how many tens and ones for each card. RECORDING PAGE

A	TENS	ONES	
	TENS	ONES	
	TENS	ONES	
	TENS	ONES	
	TENS	ONES	
	TENS	ONES	
	TENS	ONES	
	TENS	ONES	
	TENS	ONES	
	TENS	ONES	
	TENS	ONES	
	TENS	ONES	
	TENS	ONES	
	TENS	ONES	
	TENS	ONES	
	TENS	ONES	
	TENS	ONES	
	TENS	ONES	
	TENS	ONES	
	TENS	ONES	
	TENS	ONES	
	TENS	ONES	

FLIP AND COVER PLACE VALUE Lavinia Pop © 2021

An illustration of a firefighter scene with 20 numbered circles (1-20) placed over various objects: 1. Fire, 2. Roof, 3. Cloud, 4. Window, 5. Tree, 6. Chimney, 7. Fire hydrant, 8. Firefighter, 9. Fire truck, 10. House, 11. Fire, 12. Fire, 13. Tree, 14. Fire, 15. Fire, 16. Fire, 17. Fire, 18. Fire, 19. Fire truck, 20. Fire.



Thank you for downloading this product; I hope you will enjoy using it and that it will be a valuable resource for you! I value your feedback, so please don't hesitate to contact me if you have any concerns whatsoever as I will endeavour to address them. And if you like what I've done, please let me know by leaving feedback at my online store :)

Lavinia

lavinia@kinder-resources.com

ILLUSTRATIONS Kari Bolt, Little Red, Hidesy's Clipart, Dancing Crayon Designs, Whimsy Clips, PartyHead Graphics, Ramona Majdis, Zip-a-Dee-doo-dah-Designs, Bunny on a Cloud, Krista Wallden - Creative Clips, Creating4 the Classroom, Rainbow Sprinkle Studio - Sasha Mitten, First Class Clipart, Erin Colleen Design

teacherspayteachers.com/Store/Kari-Bolt teacherspayteachers.com/Store/Littered teacherspayteachers.com/Store/Hidesys-Clipart
dancingcrayon.com teacherspayteachers.com/Store/Whimsy-Clips teacherspayteachers.com/StorePartyhead-Graphics
teacherspayteachers.com/Store/Ramona-Majdis teacherspayteachers.com/Store/Zip-a-dee-doo-dah-Designs
teacherspayteachers.com/Store/Bunny-On-A-Cloud teacherspayteachers.com/Store/Krista-Wallden-Creative-Clips
teacherspayteachers.com/Store/Creating4-The-Classroom teacherspayteachers.com/Store/Rainbow-Sprinkle-Studio-Sasha-Mitten
teacherspayteachers.com/Store/First-Class-Clipart teacherspayteachers.com/Store/Erin-Colleen-Design

This packet contains Images used under license from Shutterstock.com

FONTS schoolfonts.com.au teacherspayteachers.com/Store/Kimberly-Geswein-Fonts
teacherspayteachers.com/Store/Ramonam-Graphics

PRINTING TIP This resource has been designed for printing on A4-sized paper. If you are printing on a different size, select "shrink to printable area" or "print to fit page" (or a similar option) in order for the contents of this unit to print correctly.

Copyright © 2021 by Lavinia Pop - All rights reserved by author.

Purchase of this item entitles the purchaser the right to reproduce the pages for personal and classroom use. Duplication for other classes, an entire school or commercial purposes is strictly prohibited without written permission from the author. Minor editing is permitted only for personal use, however the document remains under copyright even when edited. Posting this item in whole or in part on the Internet in any form is strictly prohibited and is a violation of the Digital Millennium Copyright Act (DMCA).

Please be fair and don't share! If you are not the original purchaser of this file, please visit my store to purchase a copy. Kinder-Resources.com

let's connect!



Kinder-Resources.com



facebook.com/KinderResources



instagram.com/laviniapop_kinder_resources



pinterest.com/laviniapop

INTRODUCTION

Make place value practice engaging with the **Firefighter Flip & Cover: Place Value activity!** This interactive resource helps children develop place value understanding by working with base ten blocks and numbers within a fun firefighter theme.

What's Included:

- **1 picture mat:** A firefighter themed mat where children cover numbers as they "put out fires."
- **20 place value cards:** Each card features a number represented by base ten blocks (numbers 1-20).
- **Recording page:** Children draw tens and ones for each number from the place value cards.

How to Use:

- **Materials needed:** Round counters.
- **Setup:** Print, laminate, and cut out the place value cards for durability. Prepare the picture mat and print recording pages for each child.
- **Activity:** Children will pick a place value card, identify the number shown by the base ten blocks, and cover the corresponding number on the firefighter picture mat with a counter. Afterward, they draw the tens and ones for each number on the recording page.

Educational Benefits:

- **Place value understanding:** Reinforces the concept of tens and ones as children work with numbers 1-20.
- **Number recognition:** Strengthens children's ability to recognize and connect numbers with their place value representation.

Perfect for math centers, small group work, or independent place value practice, this firefighter-themed activity makes early math learning fun and hands-on.

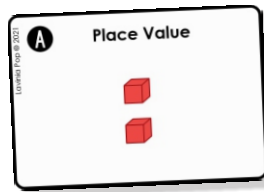
Happy Teaching! :)

FLIP AND COVER

PLACE VALUE

I can

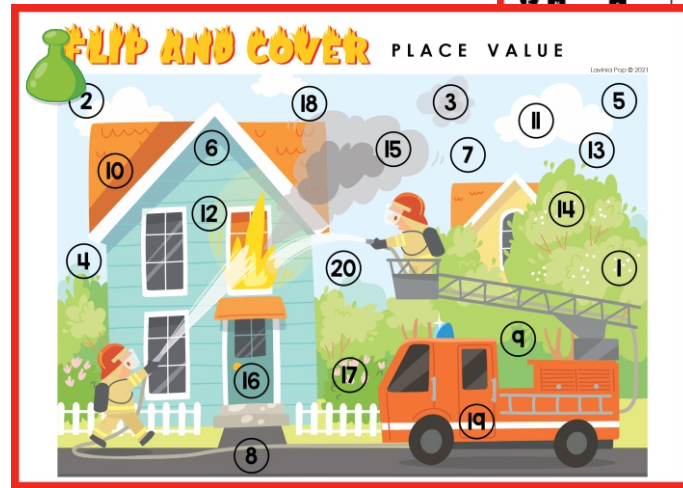
- 1 Place the cards face-side down in front of me.
- 2 Pick up a card and identify how many.
- 3 Cover the matching number on my mat.
- 4 Record my work.



Name: _____

FLIP & COVER PLACE VALUE
Write how many tens and ones for each card.
RECORDING PAGE

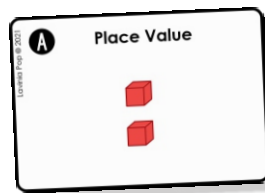
A	TENS	ONES
B	TENS	ONES
C	TENS	ONES
D	TENS	ONES
E	TENS	ONES
F	TENS	ONES
G	TENS	ONES
H	TENS	ONES
I	TENS	ONES
J	TENS	ONES
K	TENS	ONES
L	TENS	ONES
M	TENS	ONES
N	TENS	ONES
O	TENS	ONES
P	TENS	ONES
Q	TENS	ONES
R	TENS	ONES
S	TENS	ONES
T	TENS	ONES



Lavinia Pop © 2021

FIRE SAFETY

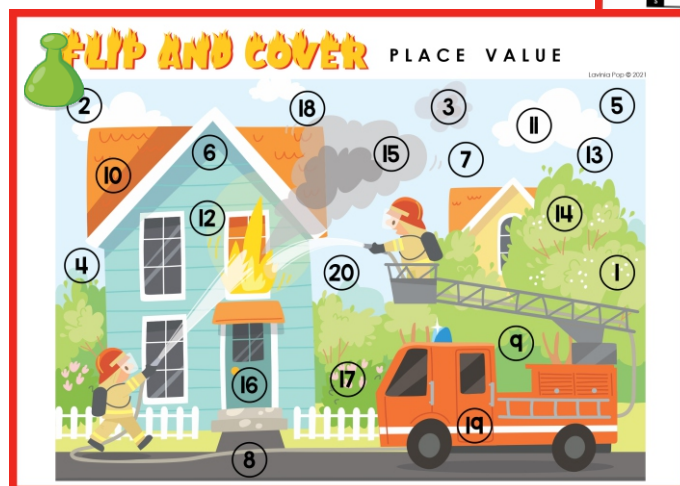
Flip and Cover



Name: _____

FLIP & COVER PLACE VALUE
Write how many tens and ones for each card.
RECORDING PAGE

A	TENS	ONES
B	TENS	ONES
C	TENS	ONES
D	TENS	ONES
E	TENS	ONES
F	TENS	ONES
G	TENS	ONES
H	TENS	ONES
I	TENS	ONES
J	TENS	ONES
K	TENS	ONES
L	TENS	ONES
M	TENS	ONES
N	TENS	ONES
O	TENS	ONES
P	TENS	ONES
Q	TENS	ONES
R	TENS	ONES
S	TENS	ONES
T	TENS	ONES



Lavinia Pop © 2021